



MONTHLY UPDATE

FEBRUARY 2016 PRODUCTION & TRANSPORTATION

Published: April 15, 2016
Justin J. Kringstad, Director
North Dakota Pipeline Authority
Office: 701.220.6227
www.northdakotapipelines.com

MONTHLY UPDATE

FEBRUARY 2016 PRODUCTION & TRANSPORTATION

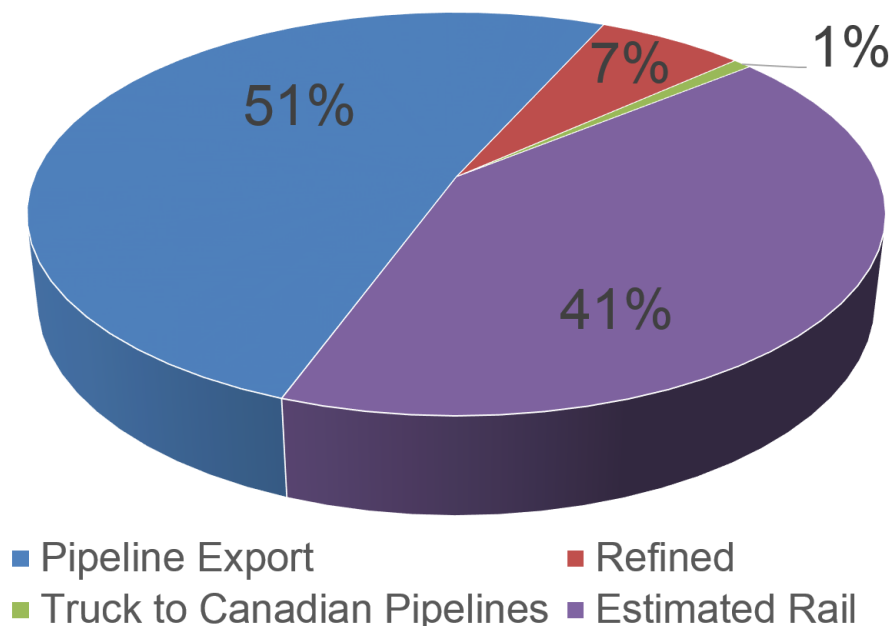
North Dakota Oil Production

Month	Monthly Total, BBL	Average, BOPD
Jan. 2016 - Final	34,796,333	1,122,462
Feb. 2016 - Prelim.	32,431,669	1,118,333

North Dakota Natural Gas Production

Month	Monthly Total, MCF	Average, MCFD
Jan. 2016 - Final	50,870,396	1,640,981
Feb. 2016 - Prelim.	49,028,332	1,690,632

Estimated Williston Basin Oil Transportation, Feb. 2016



CURRENT DRILLING ACTIVITY:

NORTH DAKOTA¹

30 Rigs

EASTERN MONTANA²

0 Rigs

SOUTH DAKOTA²

0 Rigs

SOURCE (APR 14, 2016):

1. ND Oil & Gas Division
2. Baker Hughes

PRICES:

Crude (WTI): \$41.44

Crude (Brent): \$43.84

NYMEX Gas: \$1.96

SOURCE: BLOOMBERG
(APRIL 14, 2016)

GAS STATS*

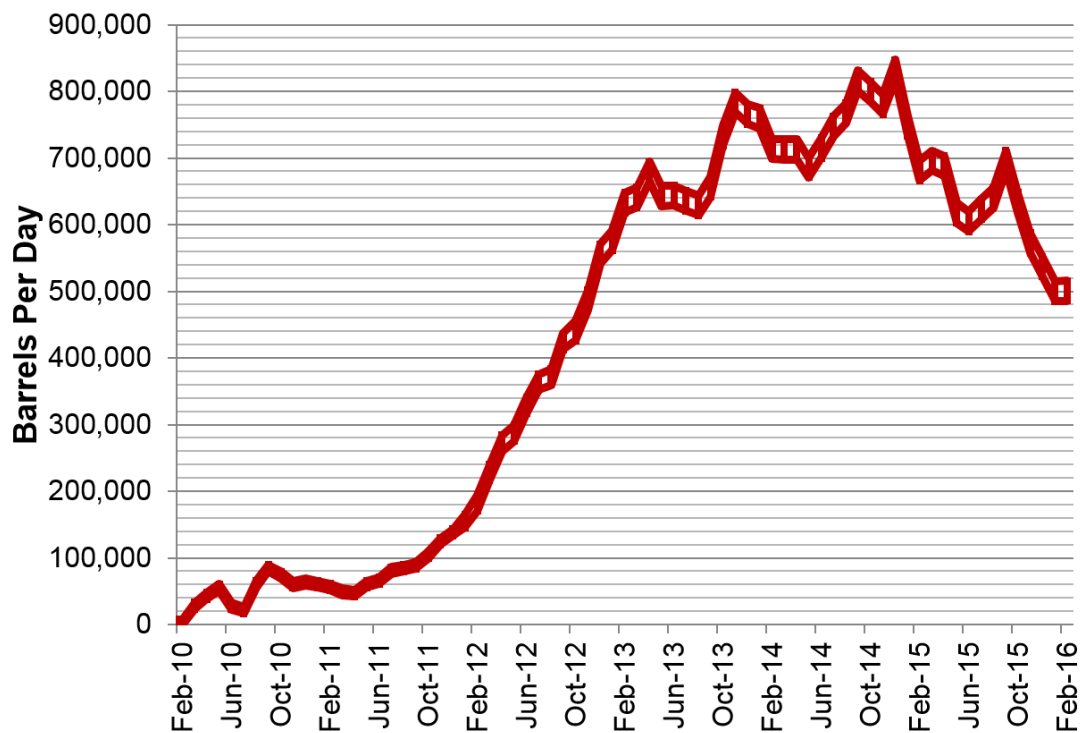
89% CAPTURED & SOLD

8% FLARED DUE TO
CHALLENGES OR
CONSTRAINTS ON EXISTING
GATHERING SYSTEMS

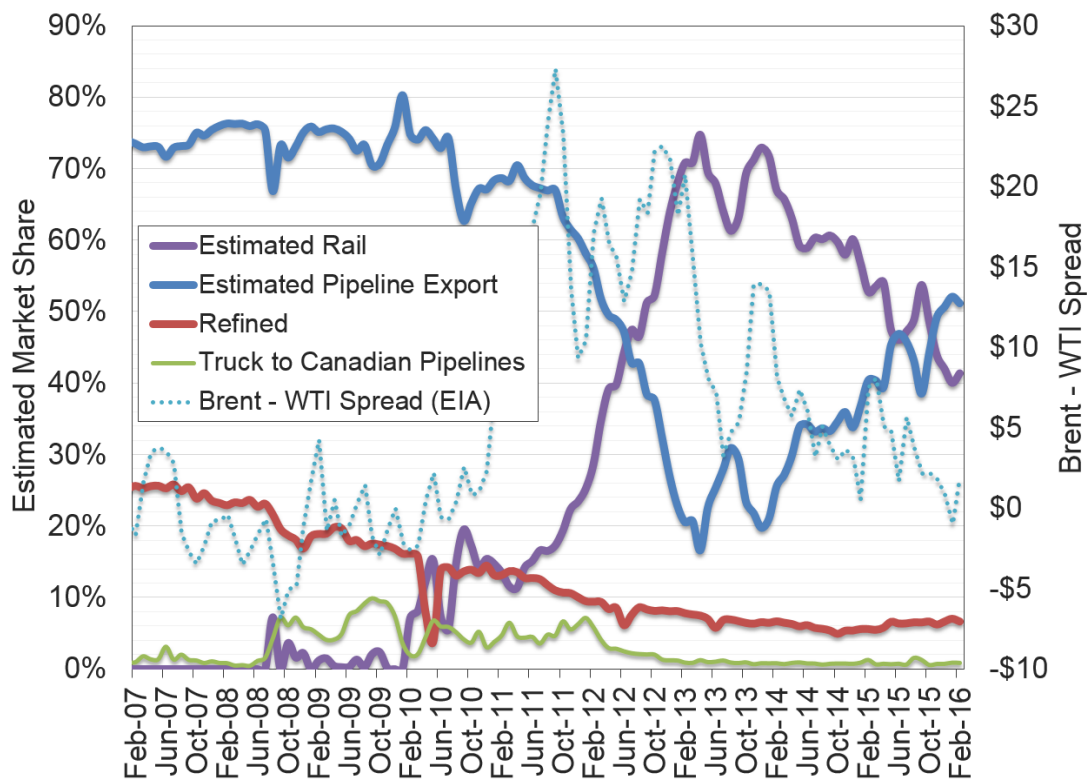
3% FLARED FROM WELL
WITH ZERO SALES

*FEB 2016 NON-CONF DATA

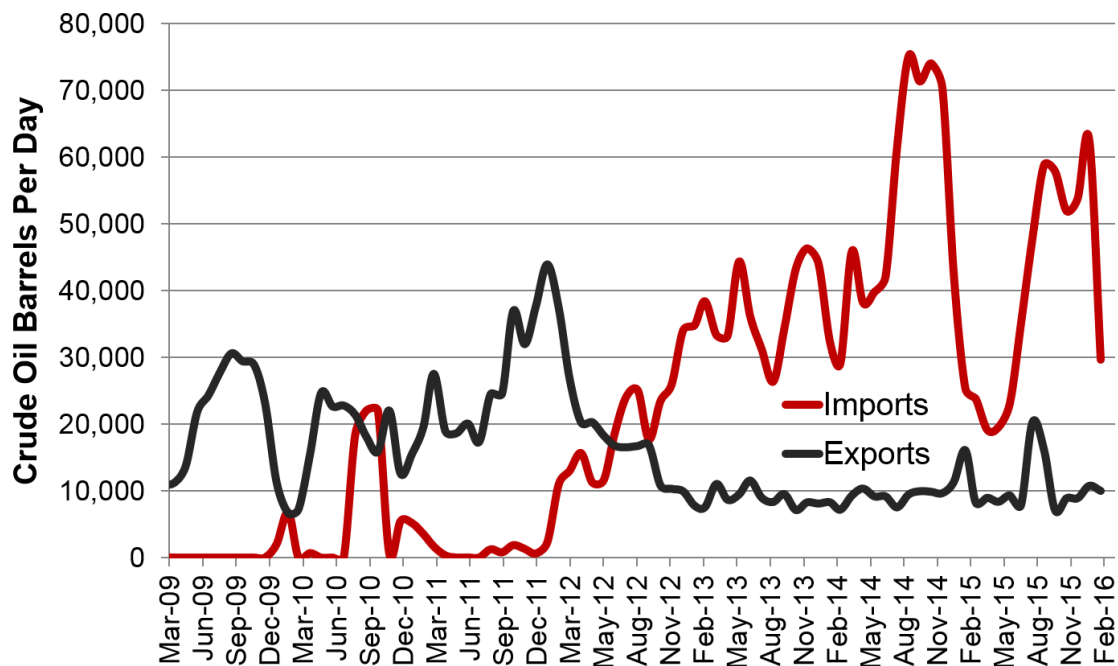
Estimated North Dakota Rail Export Volumes



Estimated Williston Basin Oil Transportation

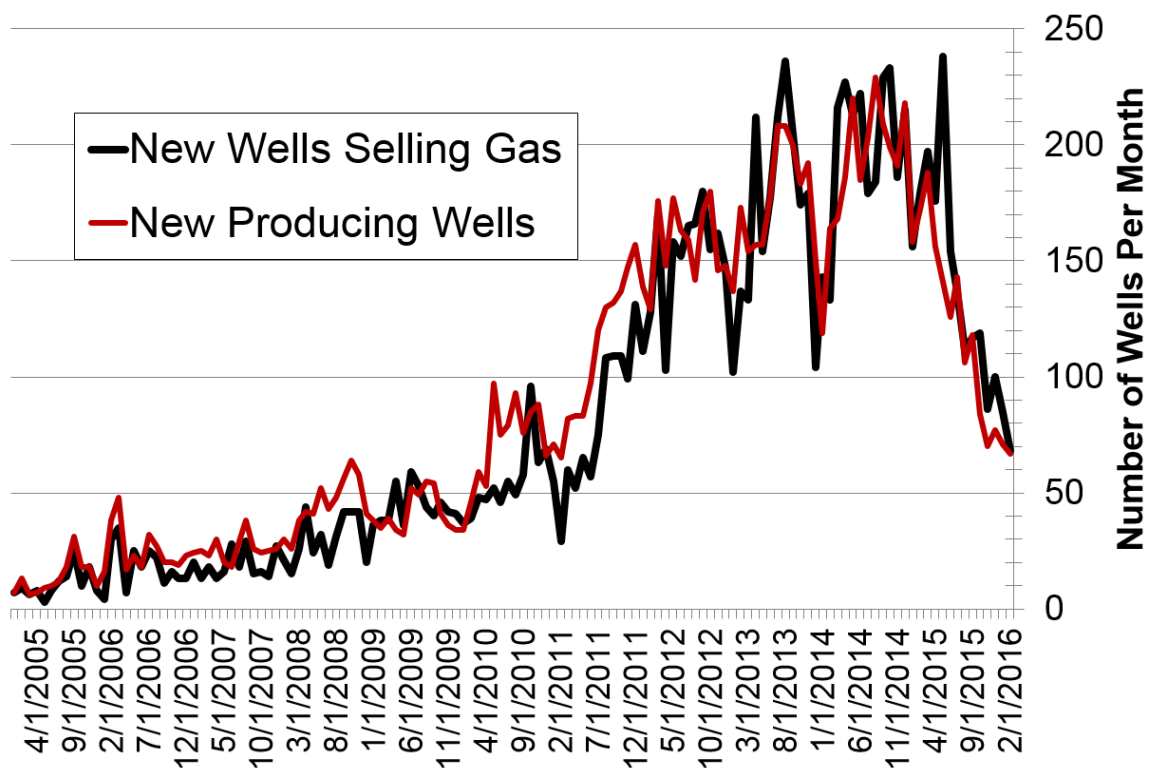


Williston Basin Truck Imports and Exports with Canada



Data for truck imports/exports chart is provided by the US International Trade Commission

New Gas Sales Wells per Month



US Williston Basin Oil Production, BOPD

2015

MONTH	ND	EASTERN MT*	SD	TOTAL
January	1,191,581	77,484	5,108	1,274,173
February	1,178,502	79,915	5,051	1,263,468
March	1,191,503	78,585	4,832	1,274,919
April	1,170,212	76,056	4,860	1,251,128
May	1,202,983	74,873	4,567	1,282,422
June	1,211,656	72,317	4,403	1,288,376
July	1,207,466	70,959	4,477	1,282,902
August	1,187,833	69,626	4,454	1,261,913
September	1,162,332	68,644	4,356	1,235,333
October	1,172,832	67,338	4,167	1,244,337
November	1,181,787	66,560	4,089	1,252,436
December	1,152,280	65,817	3,980	1,222,077

2016

MONTH	ND	EASTERN MT*	SD	TOTAL
January	1,122,462	59,862	2,367	1,184,692
February	1,118,333			
March				
April				
May				
June				
July				
August				
September				
October				
November				
December				

** Eastern Montana production composed of the following Counties: Carter, Daniels, Dawson, Fallon, McCone, Powder River, Prairie, Richland, Roosevelt, Sheridan, Valley, Wibaux*