



MONTHLY UPDATE

JUNE 2017 PRODUCTION & TRANSPORTATION

Published: August 11, 2017
Justin J. Kringstad, Director
North Dakota Pipeline Authority
Office: 701.220.6227
www.northdakotapipelines.com

MONTHLY UPDATE

JUNE 2017 PRODUCTION & TRANSPORTATION

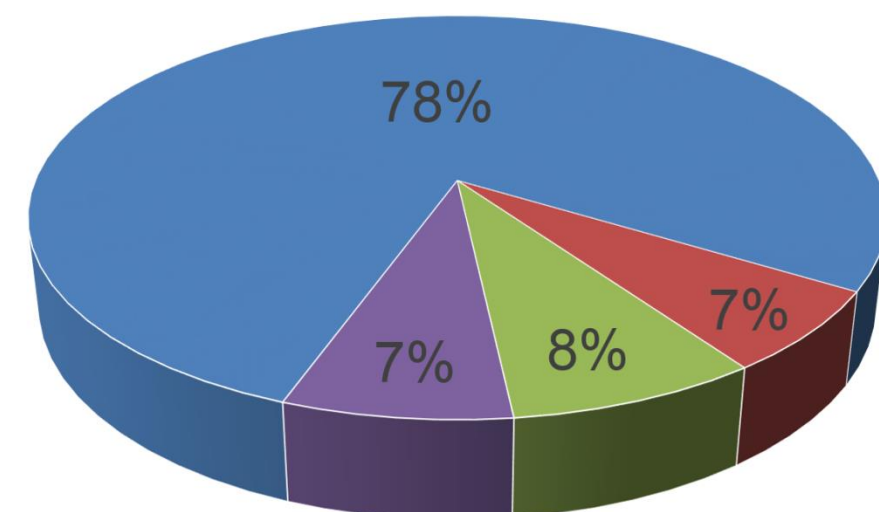
North Dakota Oil Production

Month	Monthly Total, BBL	Average, BOPD
May 2017 - Final	32,270,839	1,040,995
June 2017 - Prelim.	30,974,839	1,032,495

North Dakota Natural Gas Production

Month	Monthly Total, MCF	Average, MCFD
May 2017 - Final	57,459,353	1,853,528
June 2017 - Prelim.	55,494,195	1,849,807

Estimated Williston Basin Oil Transportation, June 2017



■ Pipeline Export ■ Refined
■ Truck to Canadian Pipelines ■ Estimated Rail

CURRENT DRILLING ACTIVITY:

NORTH DAKOTA¹

57 Rigs

EASTERN MONTANA²

1 Rig

SOUTH DAKOTA²

0 Rigs

SOURCE (AUG. 11, 2017):

1. ND Oil & Gas Division
2. Baker Hughes

PRICES:

Crude (WTI): \$48.27

Crude (Brent): \$51.60

NYMEX Gas: \$2.98

**SOURCE: BLOOMBERG
(AUGUST 11, 2017)**

GAS STATS*

88% CAPTURED & SOLD

10% FLARED DUE TO
CHALLENGES OR
CONSTRAINTS ON EXISTING
GATHERING SYSTEMS

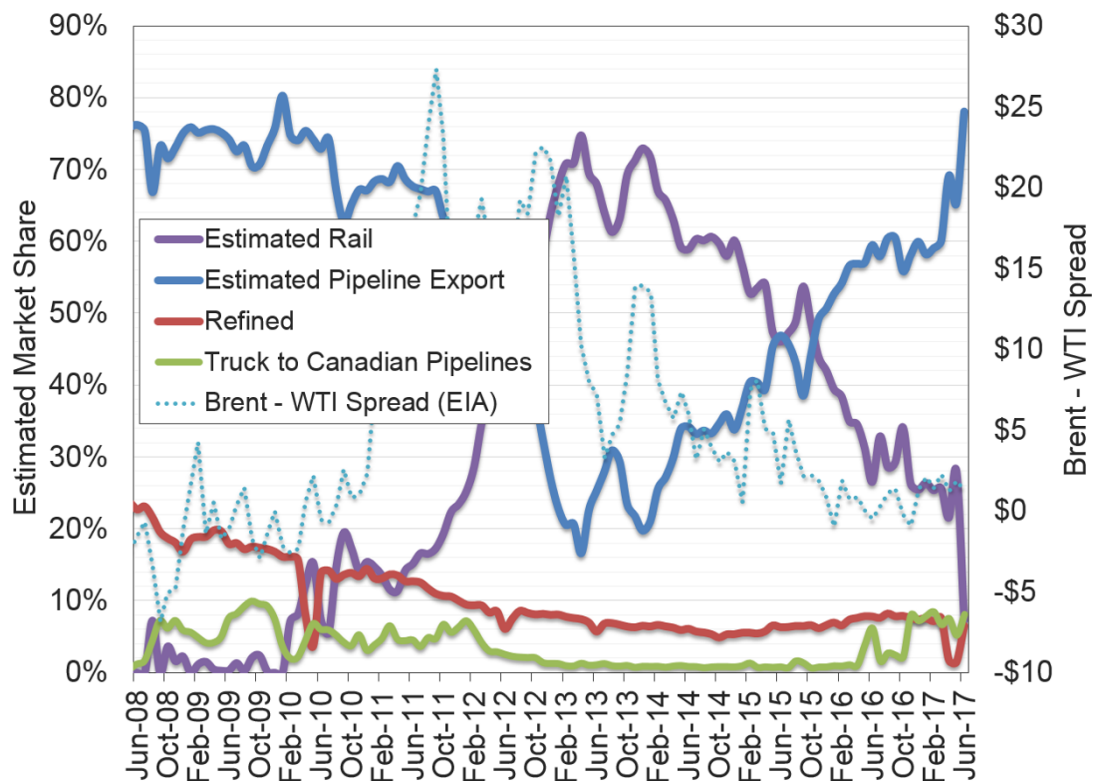
2% FLARED FROM WELL
WITH ZERO SALES

*JUNE 2017 NON-CONF DATA

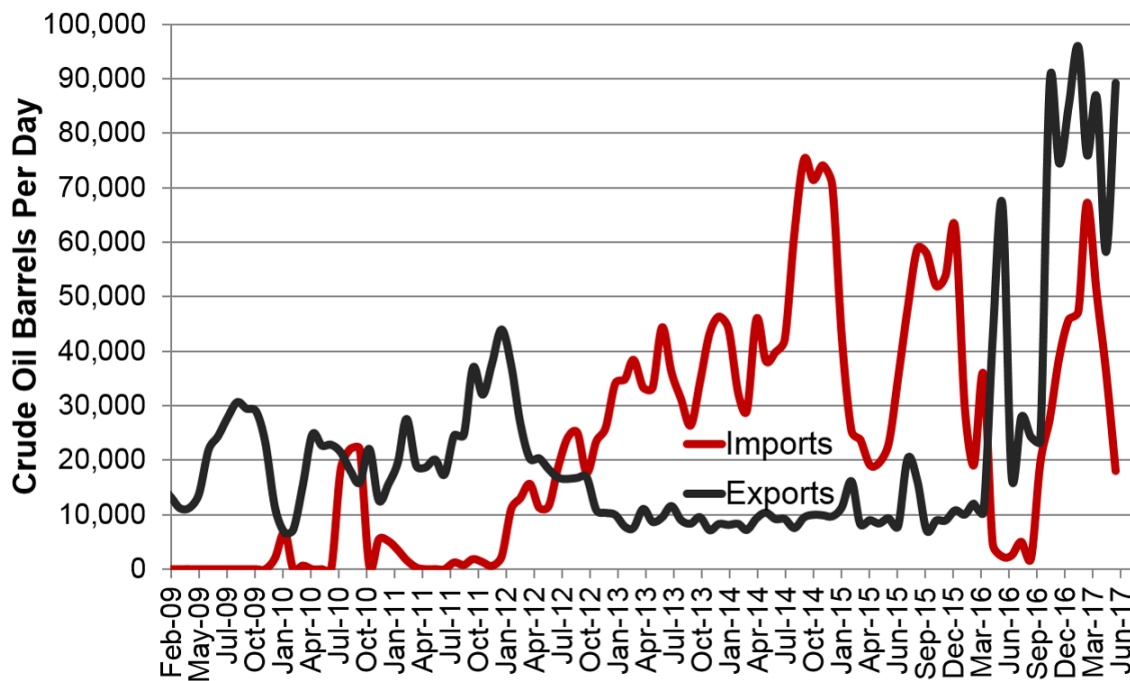
Estimated North Dakota Rail Export Volumes



Estimated Williston Basin Oil Transportation

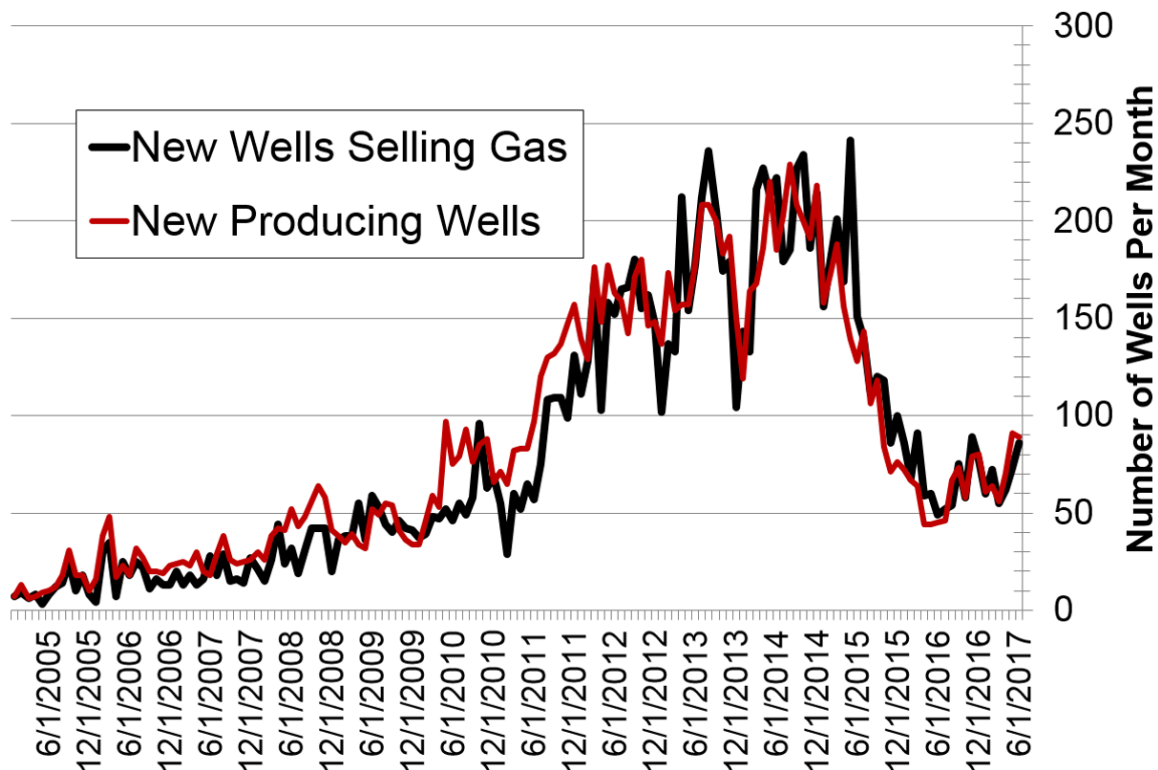


Williston Basin Truck Imports and Exports with Canada



Data for truck imports/exports chart is provided by the US International Trade Commission

New Gas Sales Wells per Month



US Williston Basin Oil Production, BOPD

2016

MONTH	ND	EASTERN MT*	SD	TOTAL
January	1,121,630	63,321	4,148	1,189,098
February	1,119,574	62,710	4,072	1,186,356
March	1,111,716	61,385	3,948	1,177,049
April	1,042,025	59,909	3,846	1,105,779
May	1,046,989	59,214	3,971	1,110,174
June	1,027,230	58,381	3,859	1,089,470
July	1,029,322	56,729	3,803	1,089,854
August	981,239	55,796	3,818	1,040,853
September	971,141	55,712	3,764	1,030,617
October	1,042,790	56,097	3,654	1,102,541
November	1,034,484	56,322	3,770	1,094,576
December	942,461	52,684	3,478	998,623

2017

MONTH	ND	EASTERN MT*	SD	TOTAL
January	983,740	52,726	3,553	1,040,019
February	1,033,941	53,959	3,718	1,091,618
March	1,025,690	52,834	3,705	1,082,229
April	1,050,476	52,224	3,773	1,106,473
May	1,040,995	51,625	3,420	1,096,040
June	1,032,495			
July				
August				
September				
October				
November				
December				

* Eastern Montana production composed of the following Counties: Carter, Daniels, Dawson, Fallon, McCone, Powder River, Prairie, Richland, Roosevelt, Sheridan, Valley, Wibaux