



MONTHLY UPDATE

JUNE 2016 PRODUCTION & TRANSPORTATION

Published: August 12, 2016
Justin J. Kringstad, Director
North Dakota Pipeline Authority
Office: 701.220.6227
www.northdakotapipelines.com

MONTHLY UPDATE

JUNE 2016 PRODUCTION & TRANSPORTATION

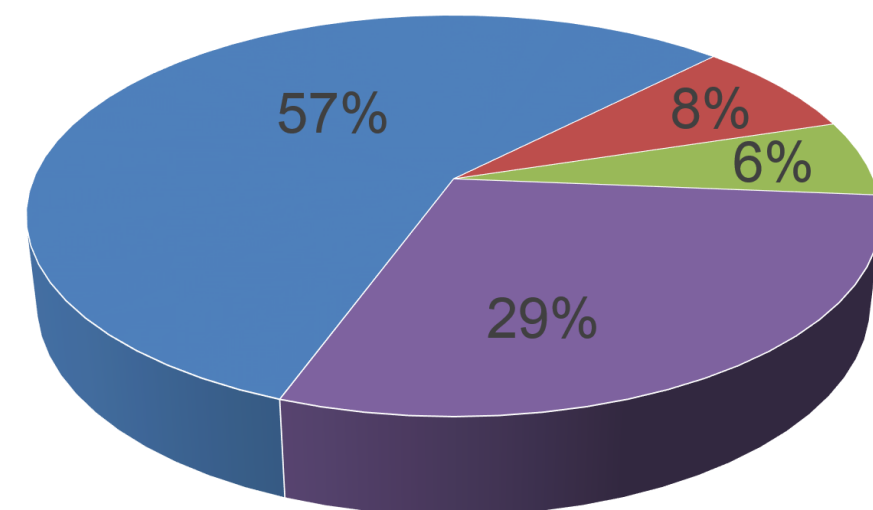
North Dakota Oil Production

Month	Monthly Total, BBL	Average, BOPD
May 2016 - Final	32,457,086	1,047,003
June 2016 - Prelim.	30,797,518	1,026,584

North Dakota Natural Gas Production

Month	Monthly Total, MCF	Average, MCFD
May 2016 - Final	50,949,416	1,643,530
June 2016 - Prelim.	49,860,740	1,662,025

Estimated Williston Basin Oil Transportation, June 2016



■ Pipeline Export ■ Refined
■ Truck to Canadian Pipelines ■ Estimated Rail

CURRENT DRILLING ACTIVITY:

NORTH DAKOTA¹

33 Rigs

EASTERN MONTANA²

0 Rigs

SOUTH DAKOTA²

0 Rigs

SOURCE (AUG 12, 2016):

1. ND Oil & Gas Division
2. Baker Hughes

PRICES:

Crude (WTI): \$43.88

Crude (Brent): \$46.27

NYMEX Gas: \$2.61

SOURCE: BLOOMBERG
(AUGUST 12, 2016)

GAS STATS*

90% CAPTURED & SOLD

8% FLARED DUE TO
CHALLENGES OR
CONSTRAINTS ON EXISTING
GATHERING SYSTEMS

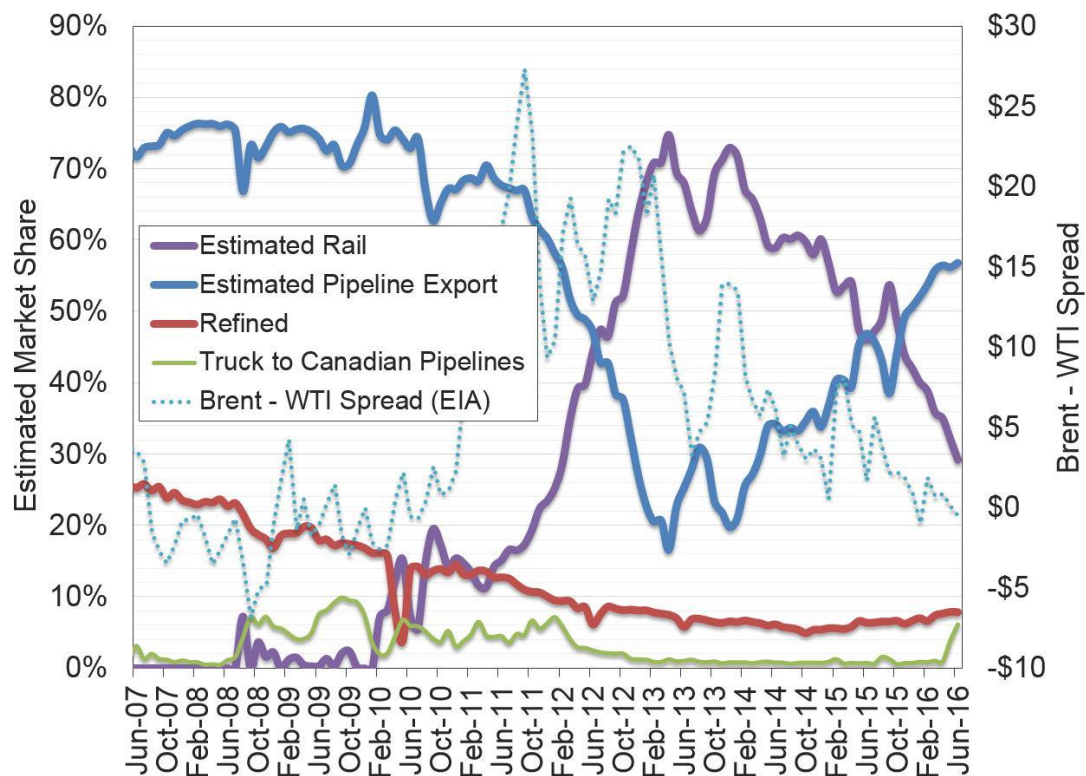
2% FLARED FROM WELL
WITH ZERO SALES

*JUNE 2016 NON-CONF DATA

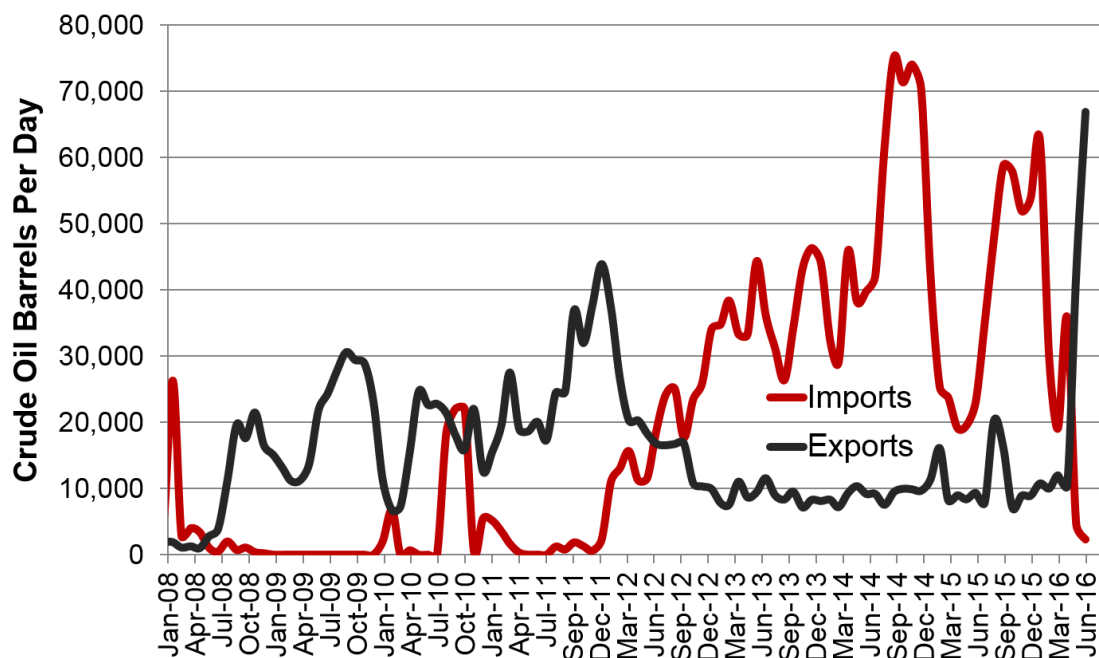
Estimated North Dakota Rail Export Volumes



Estimated Williston Basin Oil Transportation

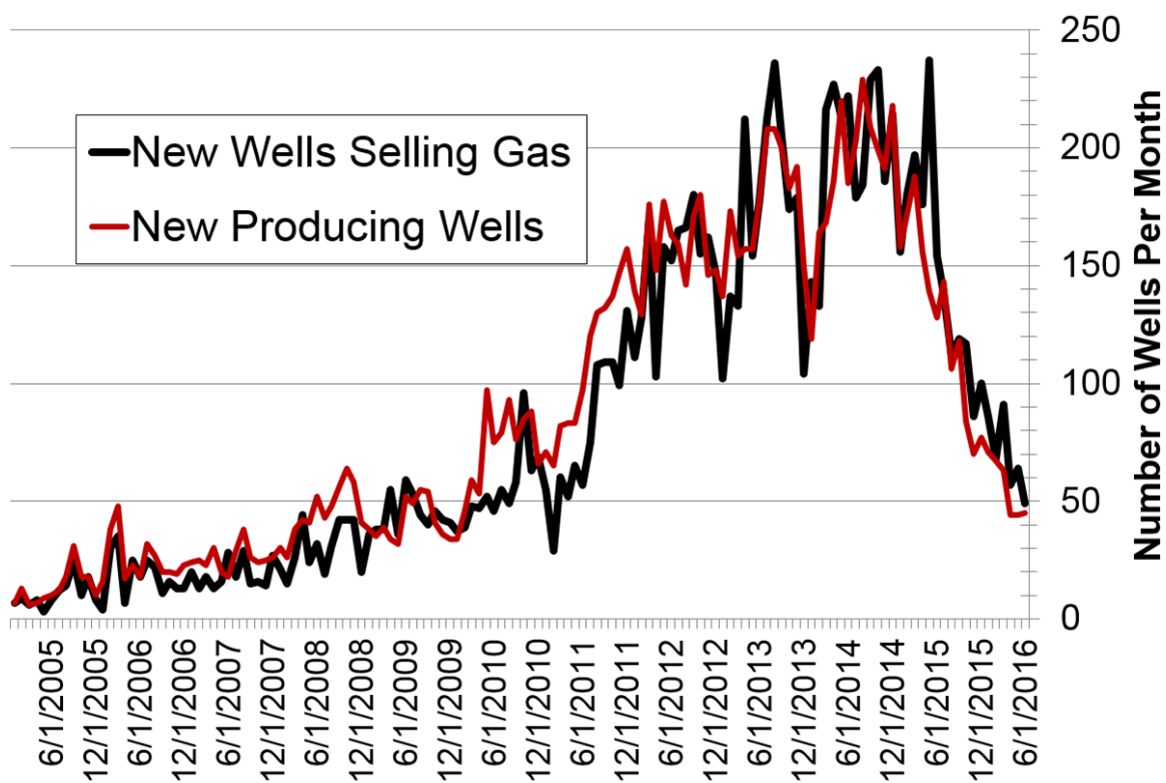


Williston Basin Truck Imports and Exports with Canada



Data for truck imports/exports chart is provided by the US International Trade Commission

New Gas Sales Wells per Month



US Williston Basin Oil Production, BOPD

2015

MONTH	ND	EASTERN MT*	SD	TOTAL
January	1,191,581	77,484	5,108	1,274,173
February	1,178,502	79,915	5,051	1,263,468
March	1,191,503	78,585	4,832	1,274,919
April	1,170,212	76,056	4,860	1,251,128
May	1,202,983	74,873	4,567	1,282,422
June	1,211,656	72,317	4,403	1,288,376
July	1,207,466	70,962	4,477	1,282,905
August	1,187,833	69,628	4,454	1,261,915
September	1,162,332	68,645	4,356	1,235,333
October	1,172,832	67,365	4,284	1,244,481
November	1,181,787	66,870	4,268	1,252,925
December	1,152,280	65,835	4,154	1,222,268

2016

MONTH	ND	EASTERN MT*	SD	TOTAL
January	1,122,468	63,352	4,148	1,189,968
February	1,119,861	62,681	4,052	1,186,594
March	1,111,544	61,446	3,963	1,176,953
April	1,041,981	59,840	3,846	1,105,666
May	1,047,003	58,177	3,971	1,109,150
June	1,026,584			
July				
August				
September				
October				
November				
December				

* Eastern Montana production composed of the following Counties: Carter, Daniels, Dawson, Fallon, McCone, Powder River, Prairie, Richland, Roosevelt, Sheridan, Valley, Wibaux