



# **MONTHLY UPDATE**

## **JUNE 2015 PRODUCTION & TRANSPORTATION**

Published: August 14, 2015  
Justin J. Kringstad, Director  
North Dakota Pipeline Authority  
Office: 701.220.6227  
[www.northdakotapipelines.com](http://www.northdakotapipelines.com)

# MONTHLY UPDATE

## JUNE 2015 PRODUCTION & TRANSPORTATION

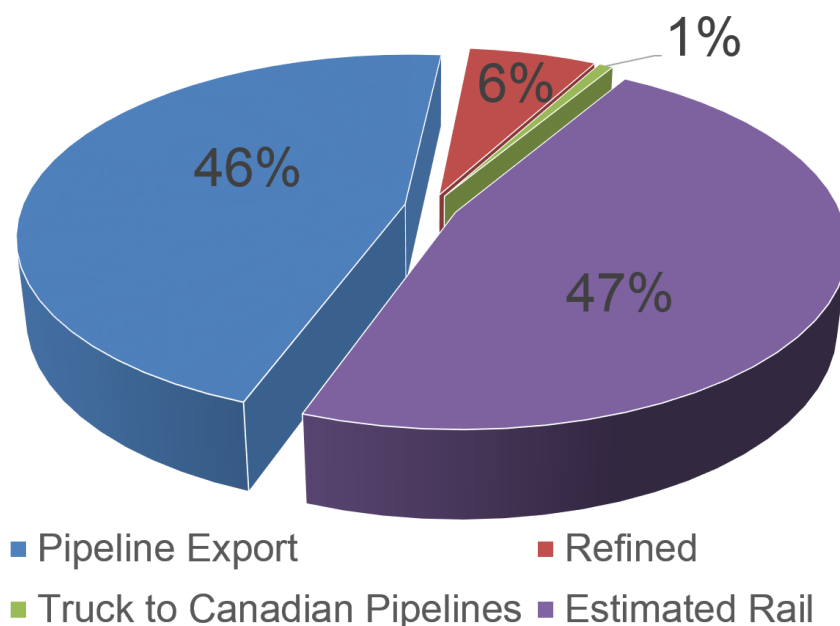
### North Dakota Oil Production

Month	Monthly Total, BBL	Average, BOPD
May 2015 - Final	37,281,064	1,202,615
June 2015 - Prelim.	36,335,336	1,211,178

### North Dakota Natural Gas Production

Month	Monthly Total, MCF	Average, MCFD
May 2015 - Final	50,545,892	1,630,513
June 2015 - Prelim.	49,502,251	1,650,075

### Williston Basin Crude Oil Transportation, June 2015



## CURRENT DRILLING ACTIVITY:

### NORTH DAKOTA<sup>1</sup>

73 Rigs

### EASTERN MONTANA<sup>2</sup>

1 Rig

### SOUTH DAKOTA<sup>2</sup>

0 Rigs

### SOURCE (AUG 14, 2015):

1. ND Oil & Gas Division
2. Baker Hughes

## PRICES:

Crude (WTI): \$42.23

Crude (Brent): \$49.14

NYMEX Gas: \$2.81

SOURCE: BLOOMBERG  
(AUGUST 14, 2015)

## GAS STATS\*

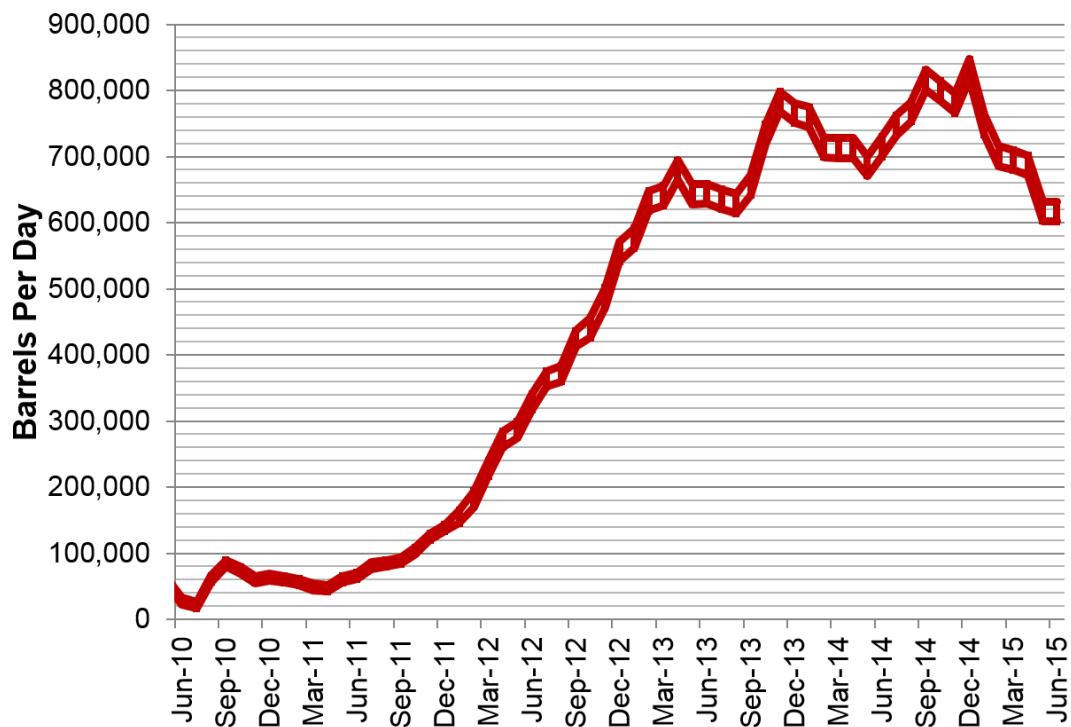
82% CAPTURED & SOLD

14% FLARED DUE TO  
CHALLENGES OR  
CONSTRAINTS ON EXISTING  
GATHERING SYSTEMS

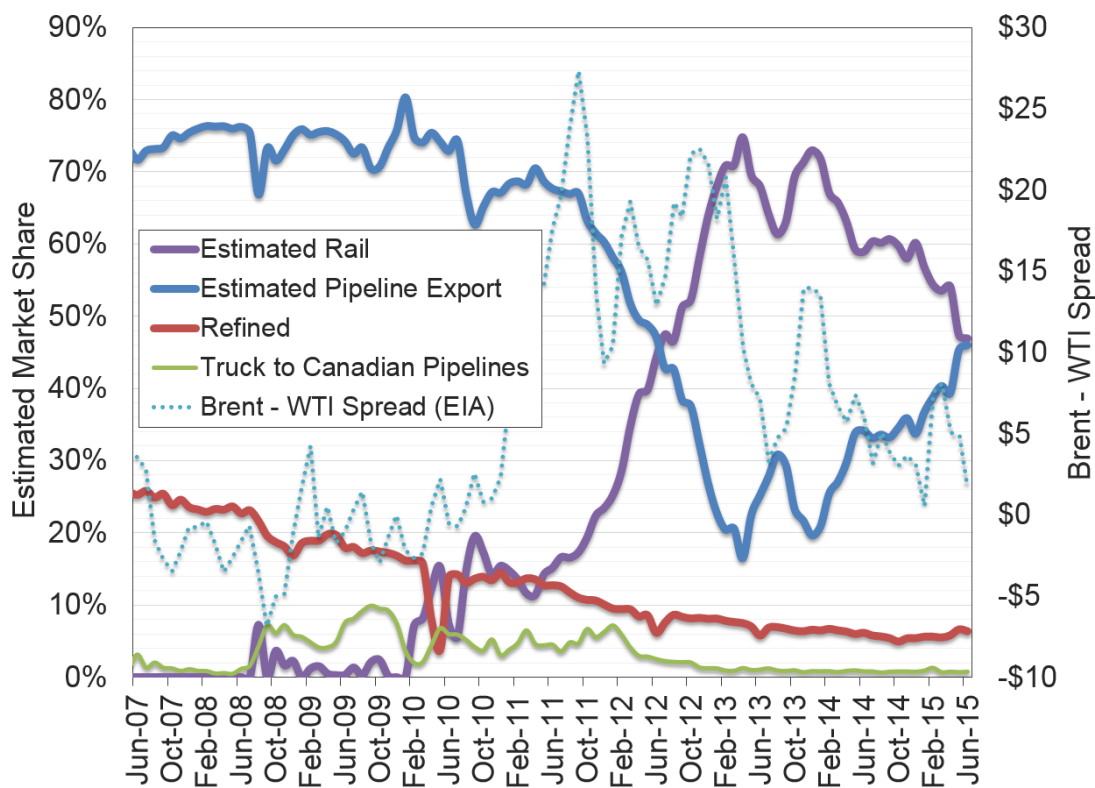
4% FLARED FROM WELL  
WITH ZERO SALES

\*JUNE 2015 NON-CONF DATA

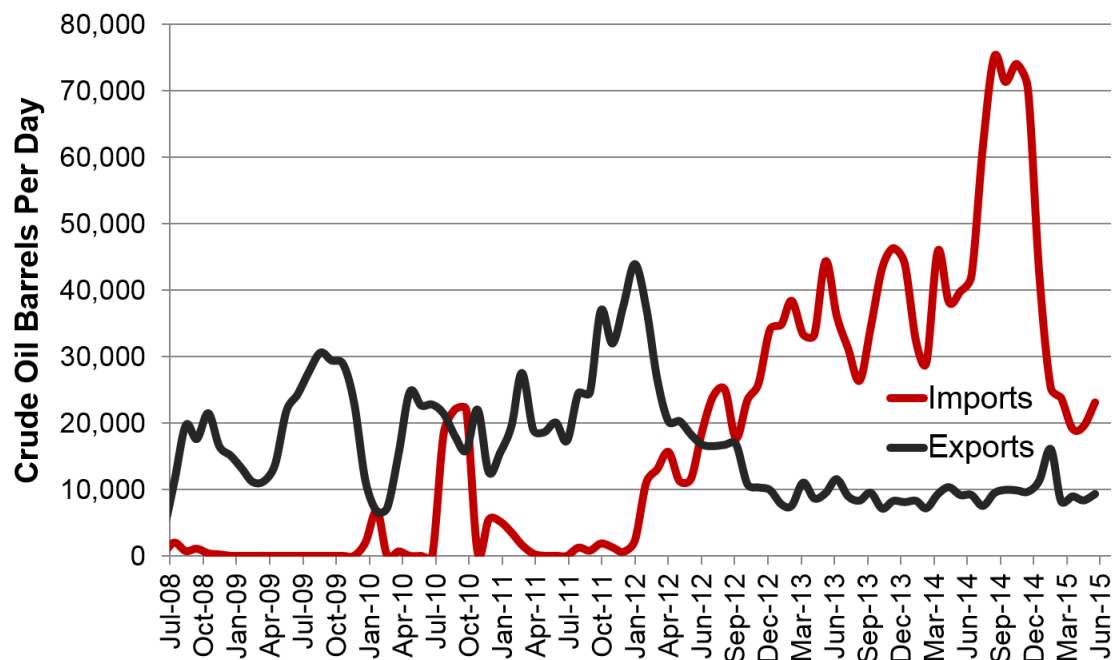
## Estimated North Dakota Rail Export Volumes



## Estimated Williston Basin Oil Transportation

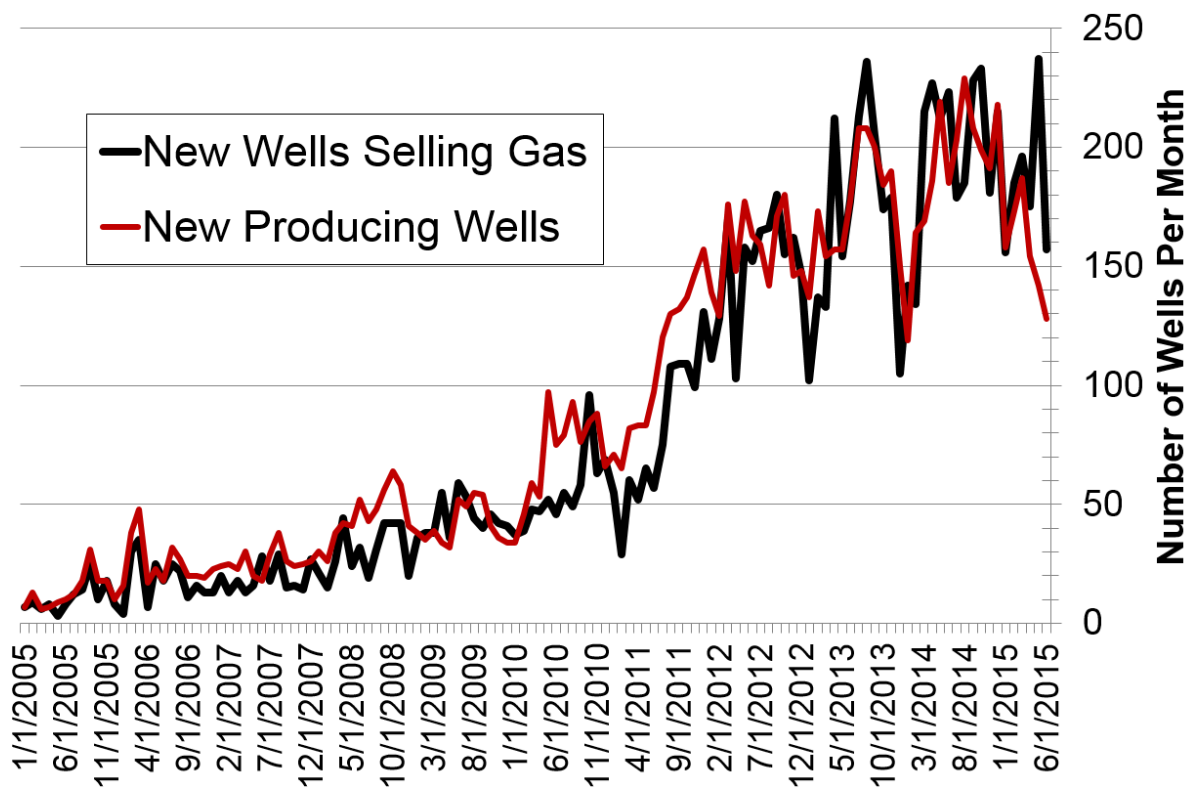


## Williston Basin Truck Imports and Exports with Canada



Data for truck imports/exports chart is provided by the US International Trade Commission

## New Gas Sales Wells per Month



## **US Williston Basin Oil Production, BOPD**

### **2014**

<b>MONTH</b>	<b>ND</b>	<b>EASTERN MT*</b>	<b>SD</b>	<b>TOTAL</b>
<b>January</b>	937,200	71,664	5,065	1,013,929
<b>February</b>	953,305	73,671	4,936	1,031,912
<b>March</b>	976,798	73,110	4,946	1,054,854
<b>April</b>	1,004,255	74,689	4,806	1,083,751
<b>May</b>	1,040,625	72,809	4,734	1,118,168
<b>June</b>	1,092,922	75,003	4,862	1,172,788
<b>July</b>	1,114,521	76,861	4,926	1,196,308
<b>August</b>	1,132,842	76,263	4,781	1,213,886
<b>September</b>	1,186,328	78,233	4,975	1,269,536
<b>October</b>	1,183,586	78,112	4,895	1,266,593
<b>November</b>	1,188,258	78,158	5,012	1,271,427
<b>December</b>	1,227,344	79,841	5,177	1,312,362

### **2015**

<b>MONTH</b>	<b>ND</b>	<b>EASTERN MT*</b>	<b>SD</b>	<b>TOTAL</b>
<b>January</b>	1,191,374	77,163	5,108	1,273,645
<b>February</b>	1,178,334	79,623	5,051	1,263,008
<b>March</b>	1,190,612	78,563	4,832	1,274,006
<b>April</b>	1,169,045	75,986	4,860	1,249,892
<b>May</b>	1,202,615		4,567	--
<b>June</b>	1,211,178		4,403	--
<b>July</b>				
<b>August</b>				
<b>September</b>				
<b>October</b>				
<b>November</b>				
<b>December</b>				

*\* Eastern Montana production composed of the following Counties: Carter, Daniels, Dawson, Fallon, McCone, Powder River, Prairie, Richland, Roosevelt, Sheridan, Valley, Wibaux*