



# **MONTHLY UPDATE**

## **DECEMBER 2015 PRODUCTION & TRANSPORTATION**

Published: February 17, 2016  
Justin J. Kringstad, Director  
North Dakota Pipeline Authority  
Office: 701.220.6227  
[www.northdakotapipelines.com](http://www.northdakotapipelines.com)

# MONTHLY UPDATE

## DECEMBER 2015 PRODUCTION & TRANSPORTATION

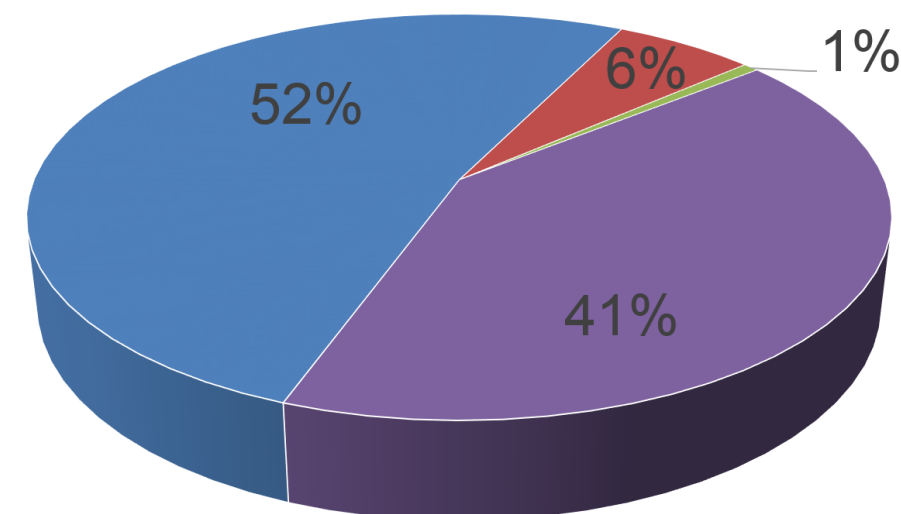
### North Dakota Oil Production

Month	Monthly Total, BBL	Average, BOPD
Nov. 2015 - Final	35,453,595	1,181,787
Dec. 2015 - Prelim.	35,720,672	1,152,280

### North Dakota Natural Gas Production

Month	Monthly Total, MCF	Average, MCFD
Nov. 2015 - Final	50,288,370	1,676,279
Dec. 2015 - Prelim.	51,795,905	1,670,836

### Estimated Williston Basin Oil Transportation, Dec. 2015



■ Pipeline Export      ■ Refined  
■ Truck to Canadian Pipelines      ■ Estimated Rail

## CURRENT DRILLING ACTIVITY:

### NORTH DAKOTA<sup>1</sup>

41 Rigs

### EASTERN MONTANA<sup>2</sup>

0 Rigs

### SOUTH DAKOTA<sup>2</sup>

0 Rigs

### SOURCE (FEB 16, 2016):

1. ND Oil & Gas Division
2. Baker Hughes

## PRICES:

Crude (WTI): \$29.36

Crude (Brent): \$32.74

NYMEX Gas: \$1.92

SOURCE: BLOOMBERG  
(FEBRUARY 16, 2016)

## GAS STATS\*

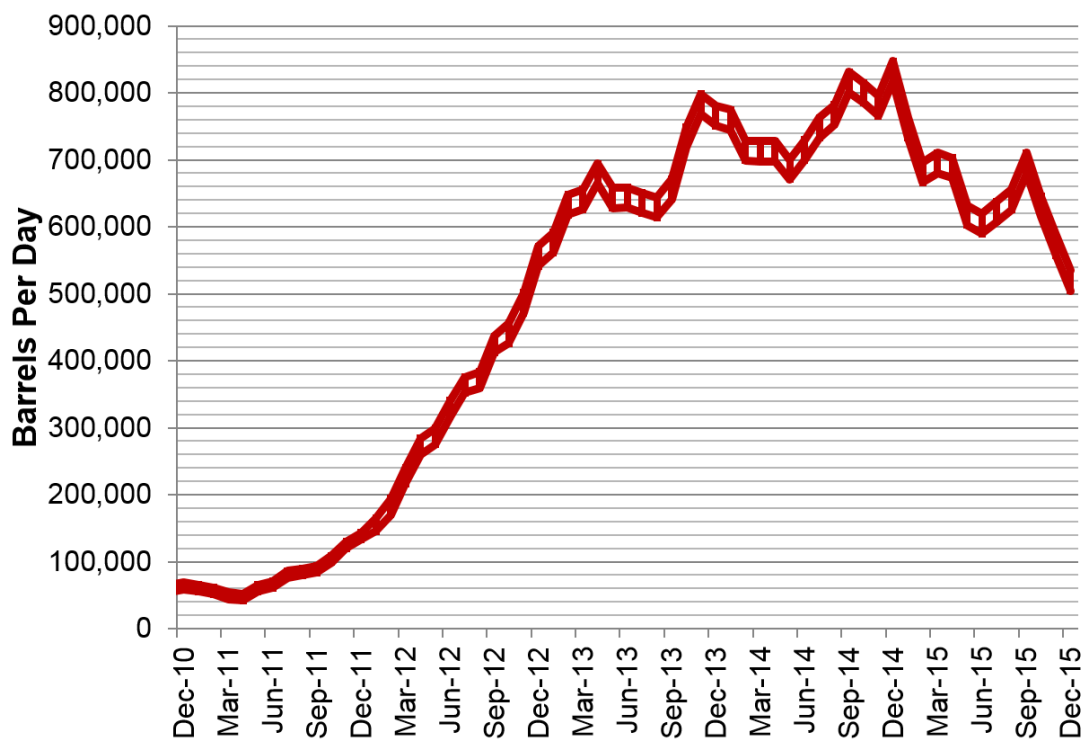
86% CAPTURED & SOLD

11% FLARED DUE TO  
CHALLENGES OR  
CONSTRAINTS ON EXISTING  
GATHERING SYSTEMS

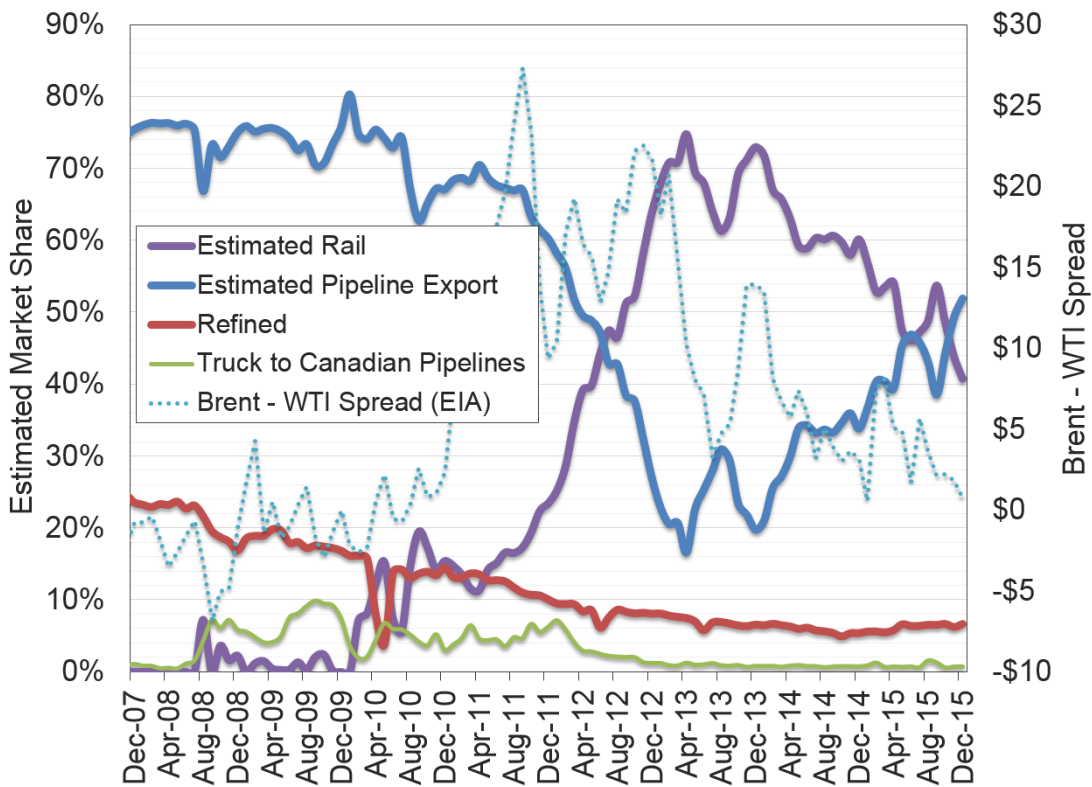
3% FLARED FROM WELL  
WITH ZERO SALES

\*DEC 2015 NON-CONF DATA

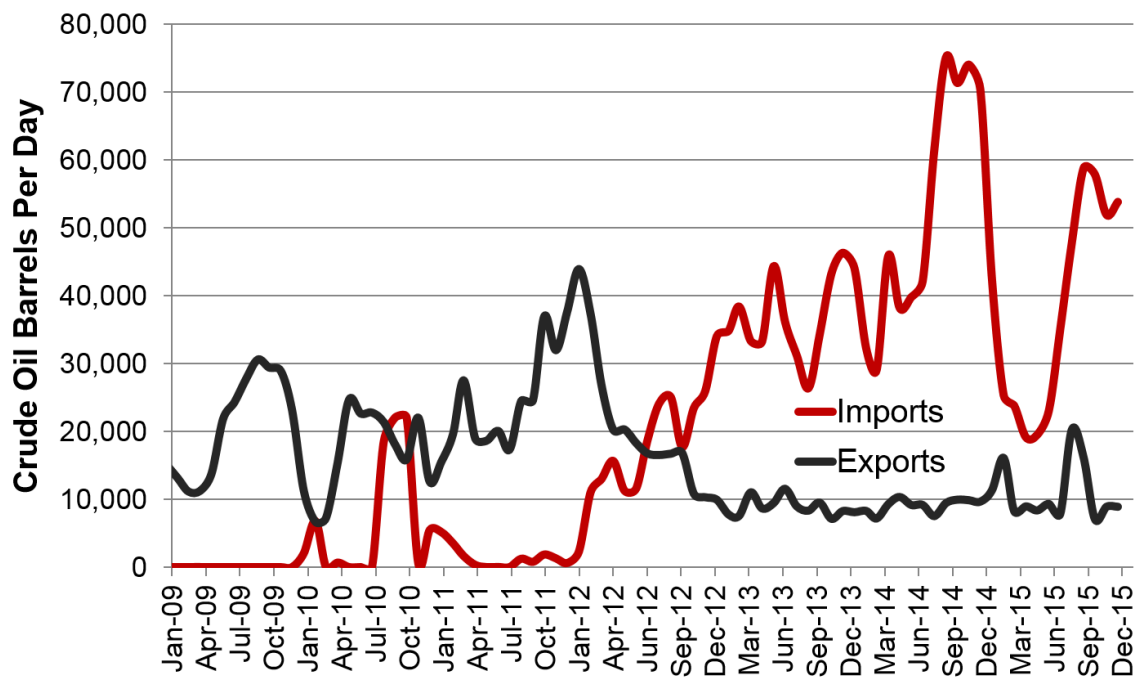
## Estimated North Dakota Rail Export Volumes



## Estimated Williston Basin Oil Transportation

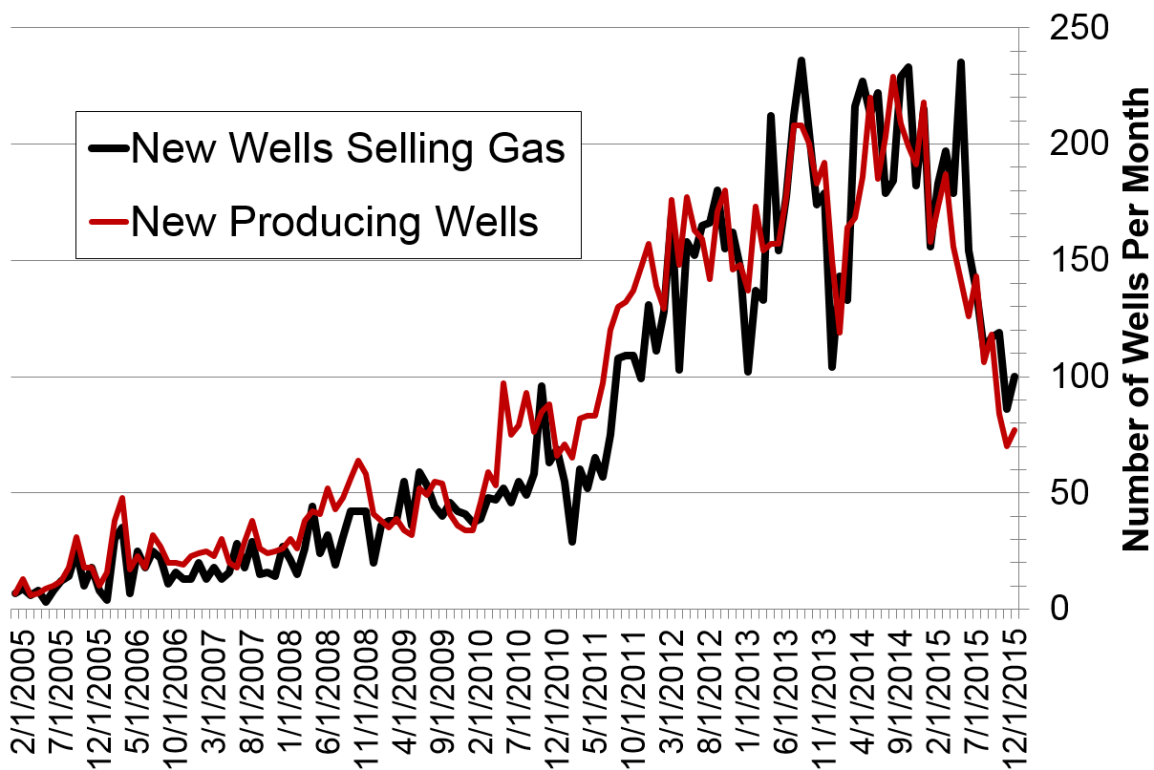


## Williston Basin Truck Imports and Exports with Canada



Data for truck imports/exports chart is provided by the US International Trade Commission

## New Gas Sales Wells per Month



## **US Williston Basin Oil Production, BOPD**

### **2014**

<b>MONTH</b>	<b>ND</b>	<b>EASTERN MT*</b>	<b>SD</b>	<b>TOTAL</b>
<b>January</b>	937,200	71,664	5,065	1,013,929
<b>February</b>	953,305	73,671	4,936	1,031,912
<b>March</b>	976,798	73,110	4,946	1,054,854
<b>April</b>	1,004,255	74,689	4,806	1,083,751
<b>May</b>	1,040,625	72,809	4,734	1,118,168
<b>June</b>	1,092,922	75,003	4,862	1,172,788
<b>July</b>	1,114,521	76,861	4,926	1,196,308
<b>August</b>	1,132,842	76,263	4,781	1,213,886
<b>September</b>	1,186,328	78,233	4,975	1,269,536
<b>October</b>	1,183,586	78,112	4,895	1,266,593
<b>November</b>	1,188,258	78,158	5,012	1,271,427
<b>December</b>	1,227,344	79,841	5,177	1,312,362

### **2015**

<b>MONTH</b>	<b>ND</b>	<b>EASTERN MT*</b>	<b>SD</b>	<b>TOTAL</b>
<b>January</b>	1,191,466	77,163	5,108	1,273,737
<b>February</b>	1,178,448	79,915	5,051	1,263,414
<b>March</b>	1,191,361	78,585	4,832	1,274,777
<b>April</b>	1,170,250	76,056	4,860	1,251,166
<b>May</b>	1,202,725	74,873	4,567	1,282,164
<b>June</b>	1,211,638	72,317	4,403	1,288,358
<b>July</b>	1,207,440	70,959	4,477	1,282,876
<b>August</b>	1,187,772	69,620	4,454	1,261,846
<b>September</b>	1,162,294	68,009	4,356	1,234,659
<b>October</b>	1,171,119	66,793	4,167	1,242,080
<b>November</b>	1,181,787	65,558	4,089	1,251,434
<b>December</b>	1,152,280			--

*\* Eastern Montana production composed of the following Counties: Carter, Daniels, Dawson, Fallon, McCone, Powder River, Prairie, Richland, Roosevelt, Sheridan, Valley, Wibaux*