



MONTHLY UPDATE

NOVEMBER 2014 PRODUCTION & TRANSPORTATION

Published: January 14, 2014
Justin J. Kringstad, Director
North Dakota Pipeline Authority
Office: 701.220.6227
www.northdakotapipelines.com

MONTHLY UPDATE

NOVEMBER 2014 PRODUCTION & TRANSPORTATION

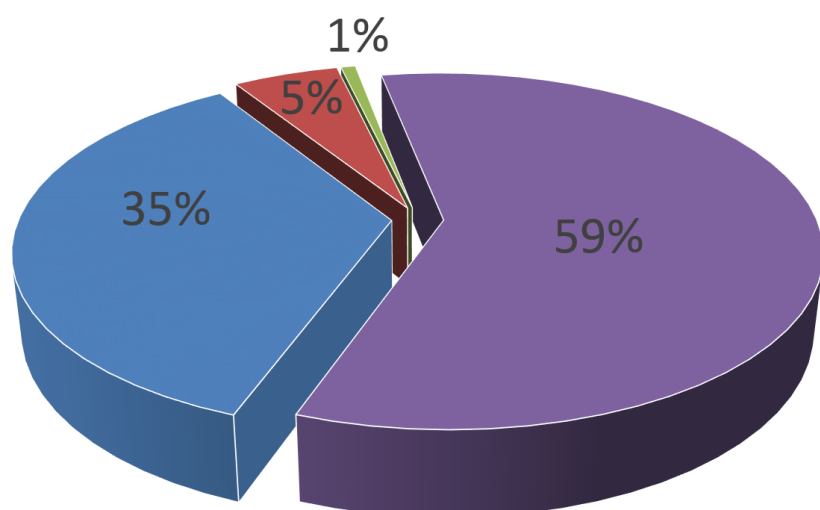
North Dakota Oil Production

Month	Monthly Total, BBL	Average, BOPD
Oct 2014 - Final	36,688,971	1,183,515
Nov 2014 - Prelim.	35,616,174	1,187,206

North Dakota Natural Gas Production

Month	Monthly Total, MCF	Average, MCFD
Oct 2014 - Final	44,334,943	1,430,159
Nov 2014 - Prelim.	42,759,688	1,425,323

Williston Basin Crude Oil Transportation, Nov. 2014



■ Estimated Pipeline Export ■ Tesoro Refinery
■ Truck to Canadian Pipelines ■ Estimated Rail

CURRENT DRILLING ACTIVITY:

NORTH DAKOTA¹

156 Rigs

EASTERN MONTANA²

9 Rigs

SOUTH DAKOTA²

0 Rigs

SOURCE JAN 14, 2015):

1. ND Oil & Gas Division
2. Baker Hughes

PRICES:

Crude (WTI): \$45.83

Crude (Brent): \$46.55

NYMEX Gas: \$3.05

SOURCE: BLOOMBERG
(JANUARY 14, 2015)

GAS STATS*

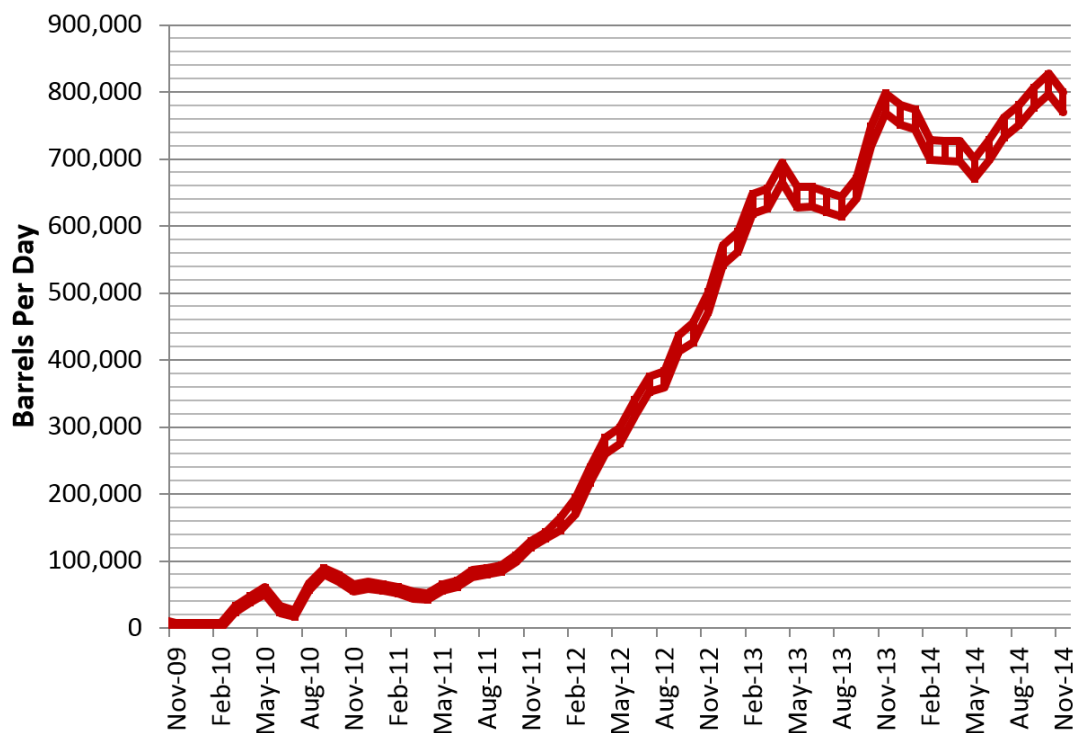
76% CAPTURED & SOLD

17% FLARED DUE TO
CHALLENGES OR
CONSTRAINTS ON EXISTING
GATHERING SYSTEMS

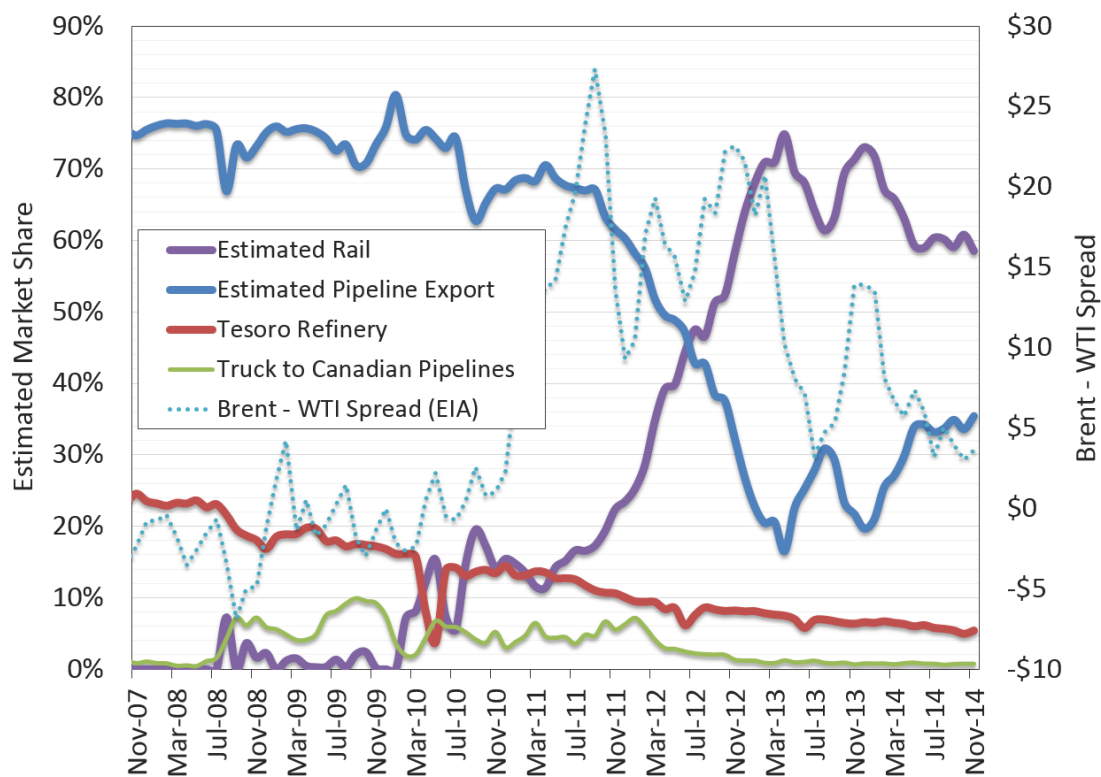
7% FLARED FROM WELL
WITH ZERO SALES

*NOV 2014 NON-CONF DATA

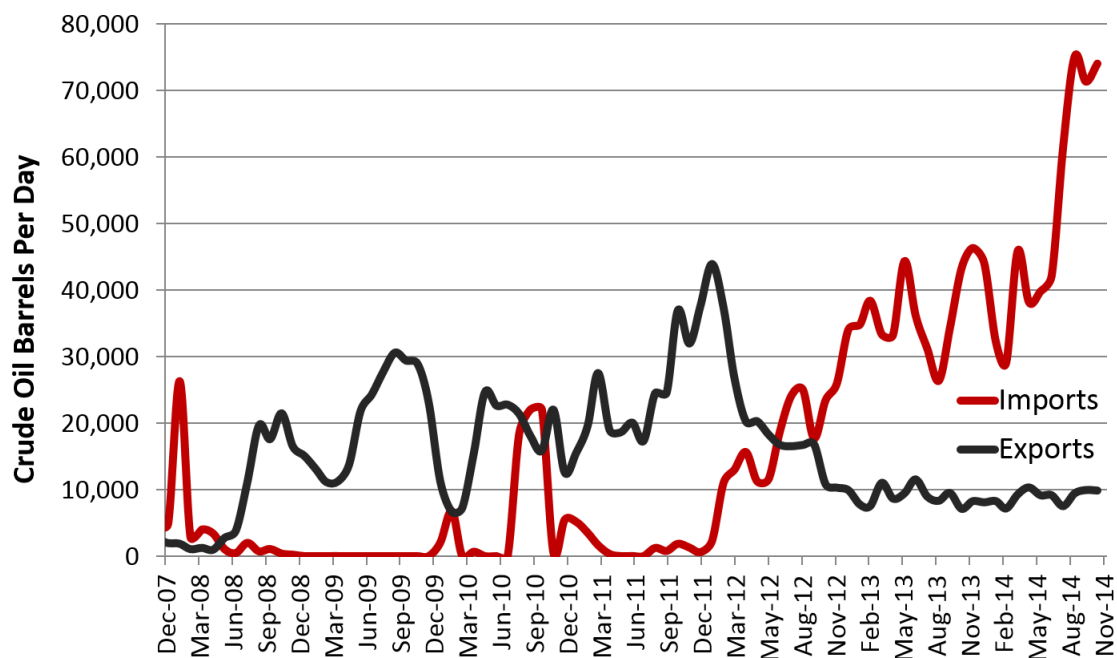
Estimated North Dakota Rail Export Volumes



Estimated Williston Basin Oil Transportation

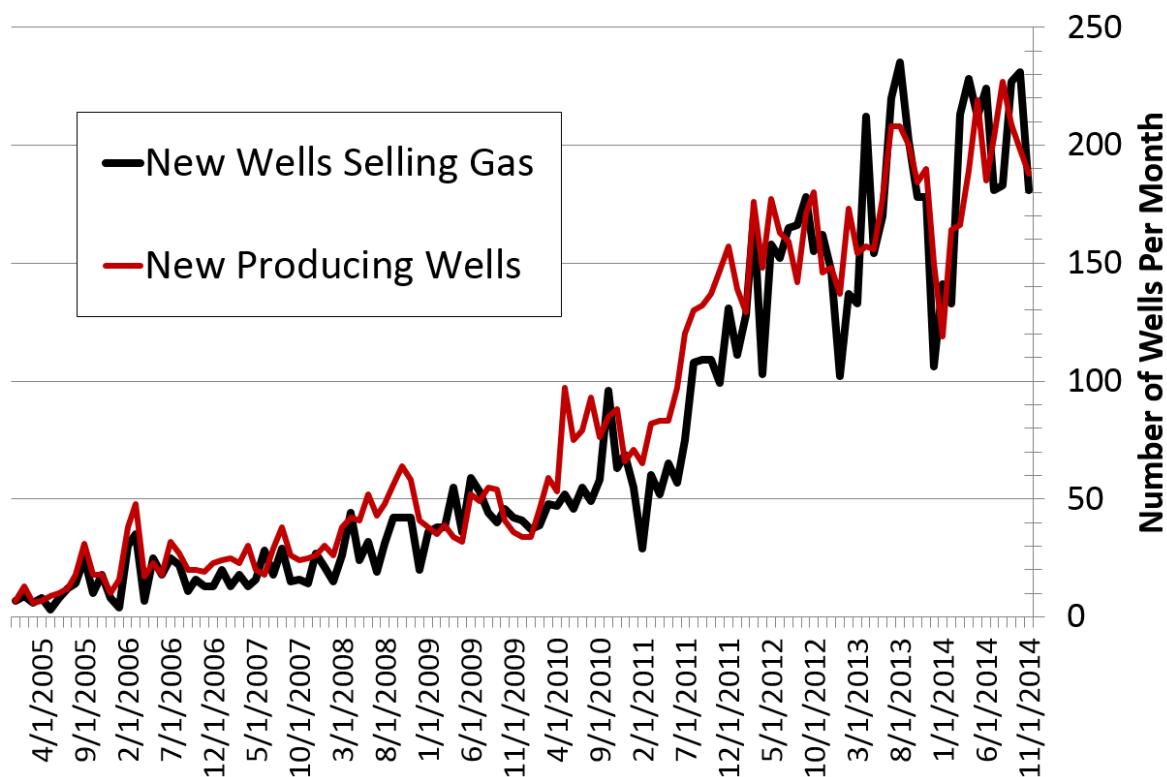


Williston Basin Truck Imports and Exports with Canada



Data for truck imports/exports chart is provided by the US International Trade Commission

New Gas Sales Wells per Month



US Williston Basin Oil Production, BOPD

2013

MONTH	ND	EASTERN MT*	SD	TOTAL
January	739,086	70,598	4,617	814,301
February	781,356	71,850	4,891	858,097
March	786,564	73,416	5,111	865,091
April	793,832	76,035	5,131	874,998
May	811,984	75,066	4,800	891,850
June	823,422	73,546	4,781	901,749
July	874,180	76,245	4,678	955,102
August	912,782	76,120	4,877	993,779
September	933,918	74,071	5,017	1,013,005
October	945,458	73,461	4,643	1,023,562
November	976,453	74,396	5,026	1,055,875
December	926,687	70,827	4,801	1,002,315

2014

MONTH	ND	EASTERN MT*	SD	TOTAL
January	936,865	71,648	4,830	1,013,343
February	953,201	73,645	4,712	1,031,558
March	976,605	73,097	4,753	1,054,455
April	1,003,145	74,669	4,755	1,082,569
May	1,040,469	72,749	4,677	1,117,896
June	1,092,519	74,631	4,785	1,171,935
July	1,114,421	76,098	4,875	1,195,393
August	1,132,241	75,525	4,669	1,212,435
September	1,186,228	74,822	4,721	1,265,770
October	1,183,515	76,718	4,602	1,264,836
November	1,187,206			--
December				

** Eastern Montana production composed of the following Counties: Carter, Daniels, Dawson, Fallon, McCone, Powder River, Prairie, Richland, Roosevelt, Sheridan, Valley, Wibaux*