



# **MONTHLY UPDATE**

## **MAY 2016 PRODUCTION & TRANSPORTATION**

Published: July 15, 2016

Justin J. Kringstad, Director

North Dakota Pipeline Authority

Office: 701.220.6227

[www.northdakotapipelines.com](http://www.northdakotapipelines.com)

# MONTHLY UPDATE

## MAY 2016 PRODUCTION & TRANSPORTATION

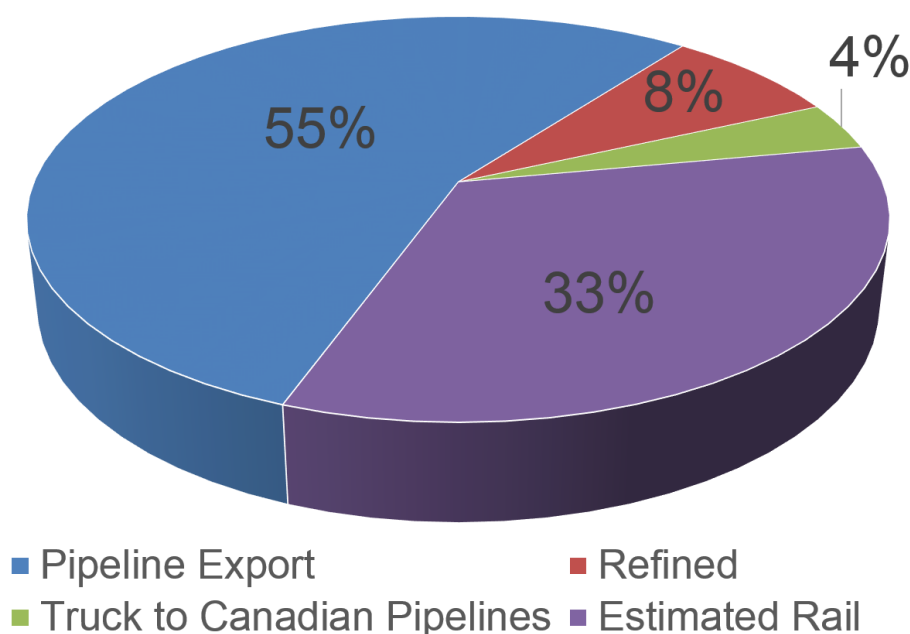
### North Dakota Oil Production

Month	Monthly Total, BBL	Average, BOPD
April 2016 - Final	31,259,426	1,041,981
May 2016 - Prelim.	32,468,271	1,047,364

### North Dakota Natural Gas Production

Month	Monthly Total, MCF	Average, MCFD
April 2016 - Final	48,503,062	1,616,769
May 2016 - Prelim.	50,949,167	1,643,522

### Estimated Williston Basin Oil Transportation, May 2016



## CURRENT DRILLING ACTIVITY:

### NORTH DAKOTA<sup>1</sup>

29 Rigs

### EASTERN MONTANA<sup>2</sup>

0 Rigs

### SOUTH DAKOTA<sup>2</sup>

0 Rigs

### SOURCE (JULY 15, 2016):

1. ND Oil & Gas Division
2. Baker Hughes

## PRICES:

Crude (WTI): \$46.13

Crude (Brent): \$47.88

NYMEX Gas: \$2.69

SOURCE: BLOOMBERG  
(JULY 15, 2016)

## GAS STATS\*

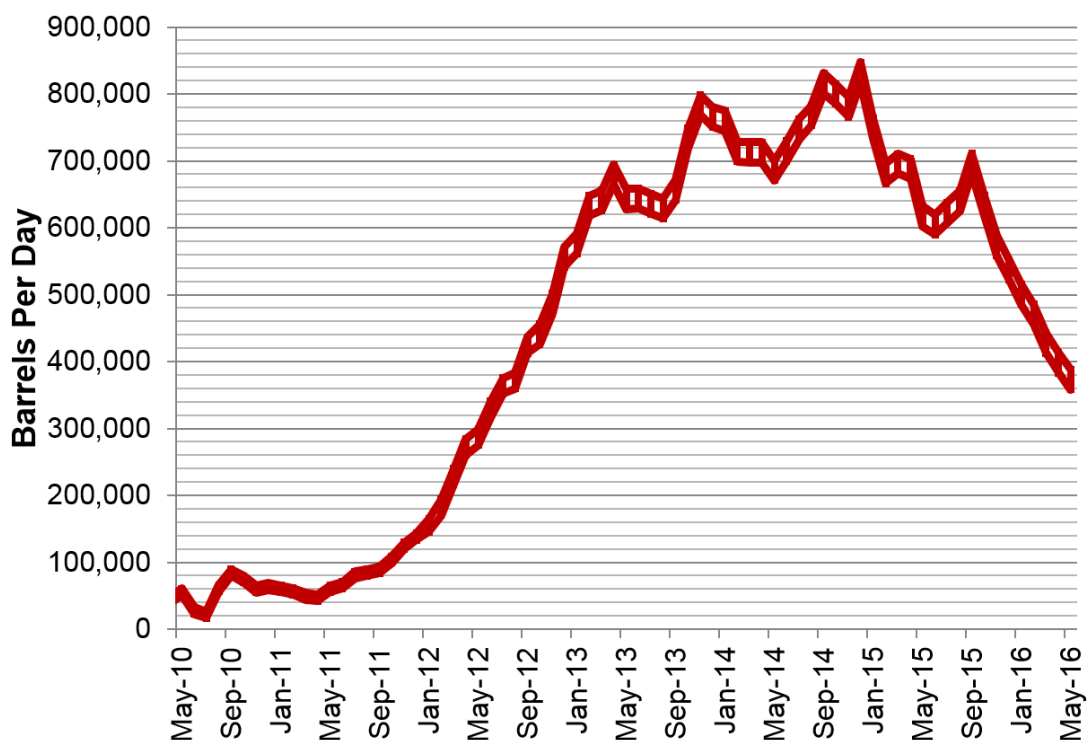
89% CAPTURED & SOLD

9% FLARED DUE TO  
CHALLENGES OR  
CONSTRAINTS ON EXISTING  
GATHERING SYSTEMS

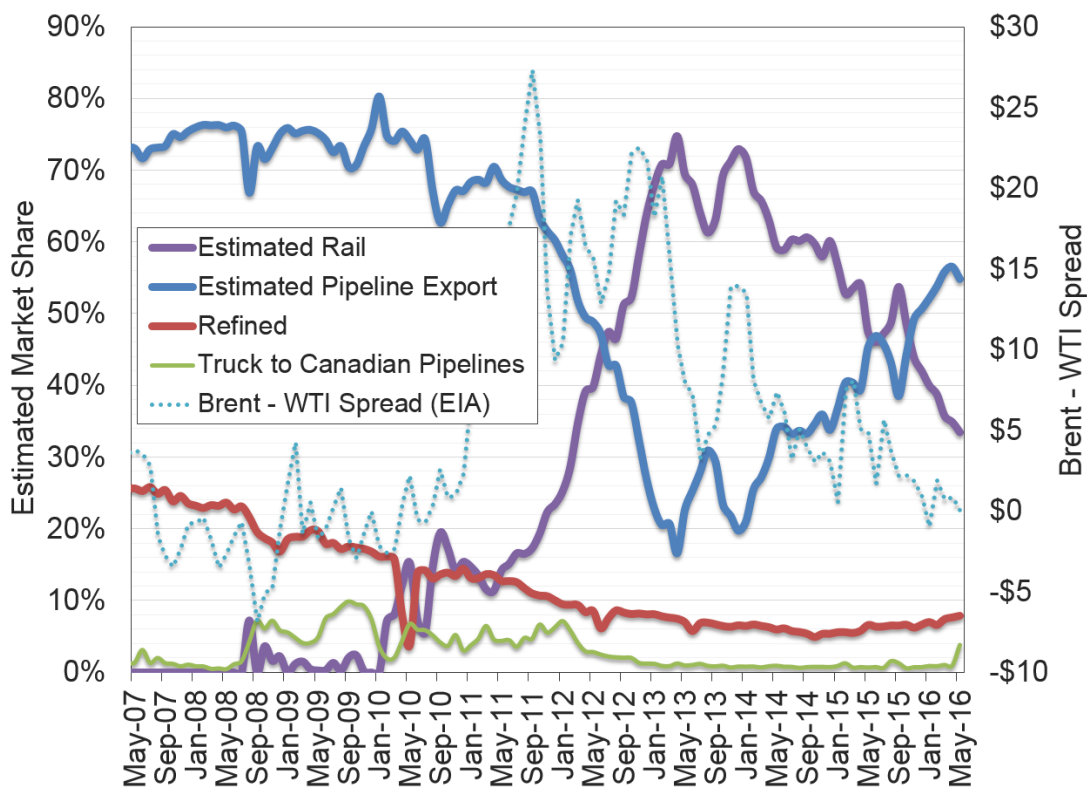
2% FLARED FROM WELL  
WITH ZERO SALES

\*MAY 2016 NON-CONF DATA

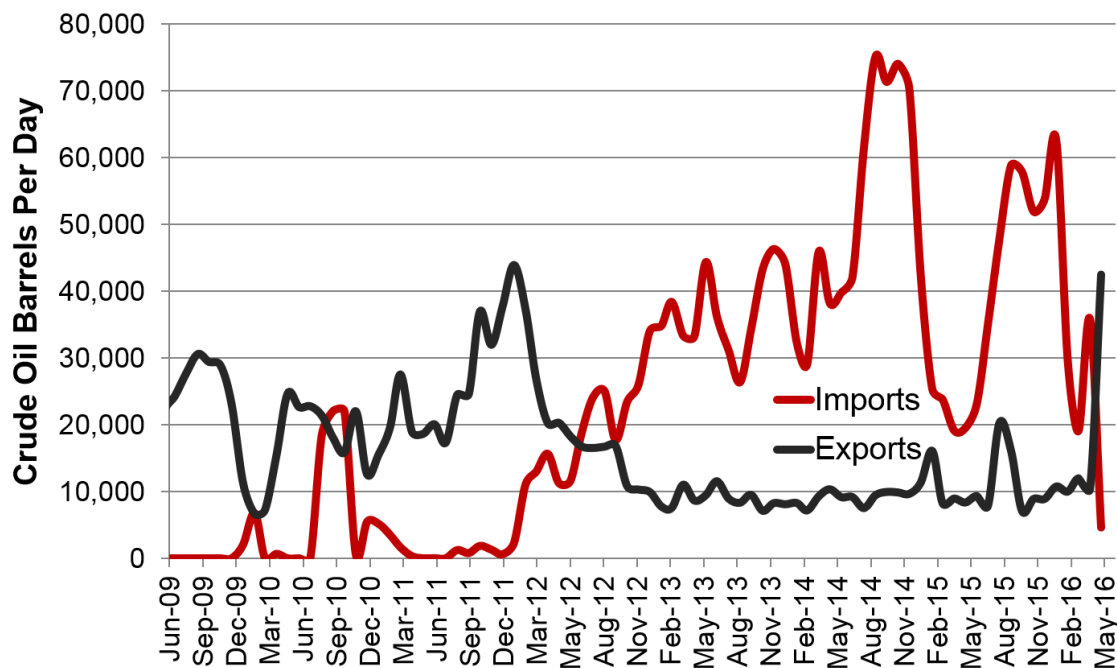
## Estimated North Dakota Rail Export Volumes



## Estimated Williston Basin Oil Transportation

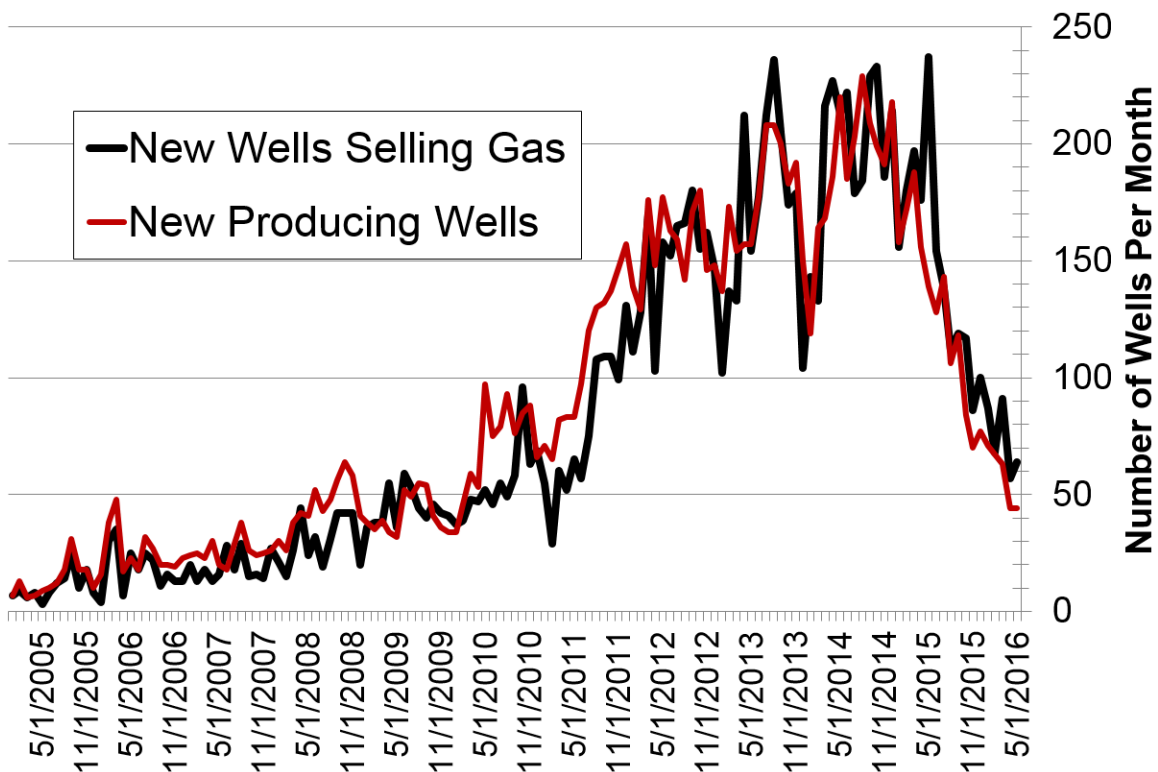


## Williston Basin Truck Imports and Exports with Canada



Data for truck imports/exports chart is provided by the US International Trade Commission

## New Gas Sales Wells per Month



## US Williston Basin Oil Production, BOPD

### 2015

MONTH	ND	EASTERN MT*	SD	TOTAL
January	1,191,581	77,484	5,108	1,274,173
February	1,178,502	79,915	5,051	1,263,468
March	1,191,503	78,585	4,832	1,274,919
April	1,170,212	76,056	4,860	1,251,128
May	1,202,983	74,873	4,567	1,282,422
June	1,211,656	72,317	4,403	1,288,376
July	1,207,466	70,959	4,477	1,282,902
August	1,187,833	69,626	4,454	1,261,913
September	1,162,332	68,644	4,356	1,235,333
October	1,172,832	67,360	4,284	1,244,477
November	1,181,787	66,816	4,268	1,252,870
December	1,152,280	65,833	4,154	1,222,266

### 2016

MONTH	ND	EASTERN MT*	SD	TOTAL
January	1,122,498	61,949	4,148	1,188,595
February	1,119,830	61,383	4,052	1,185,265
March	1,111,421	60,168	3,963	1,175,552
April	1,041,981	58,152	3,846	1,103,979
May	1,047,364		3,971	
June				
July				
August				
September				
October				
November				
December				

\* Eastern Montana production composed of the following Counties: Carter, Daniels, Dawson, Fallon, McCone, Powder River, Prairie, Richland, Roosevelt, Sheridan, Valley, Wibaux