



MONTHLY UPDATE

APRIL 2017 PRODUCTION & TRANSPORTATION

Published: June 13, 2017
Justin J. Kringstad, Director
North Dakota Pipeline Authority
Office: 701.220.6227
www.northdakotapipelines.com

MONTHLY UPDATE

APRIL 2017 PRODUCTION & TRANSPORTATION

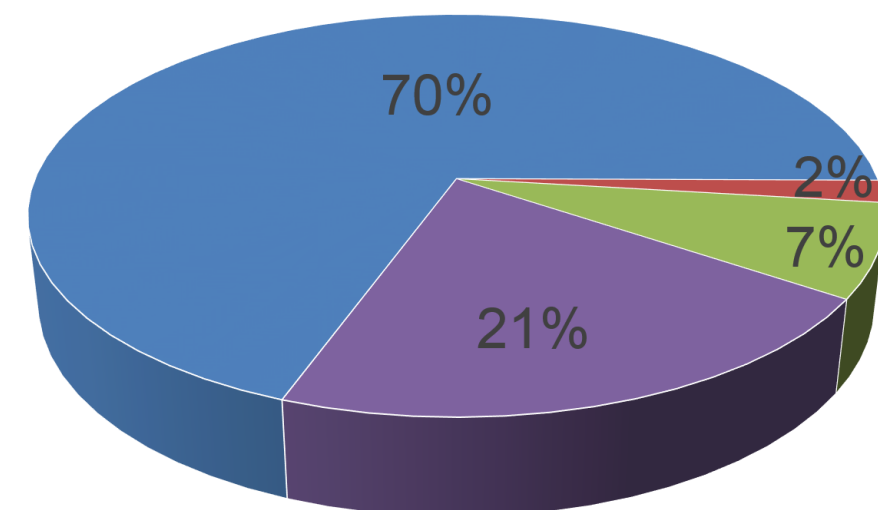
North Dakota Oil Production

Month	Monthly Total, BBL	Average, BOPD
Mar. 2017 - Final	31,796,391	1,025,690
Apr. 2017 - Prelim.	31,518,892	1,050,630

North Dakota Natural Gas Production

Month	Monthly Total, MCF	Average, MCFD
Mar. 2017 - Final	53,650,894	1,730,674
Apr. 2017 - Prelim.	55,089,235	1,836,308

Estimated Williston Basin Oil Transportation, Apr. 2017



■ Pipeline Export ■ Refined
■ Truck to Canadian Pipelines ■ Estimated Rail

CURRENT DRILLING ACTIVITY:

NORTH DAKOTA¹

55 Rigs

EASTERN MONTANA²

0 Rigs

SOUTH DAKOTA²

0 Rigs

SOURCE (JUNE 13, 2017):

1. ND Oil & Gas Division
2. Baker Hughes

PRICES:

Crude (WTI): \$45.71

Crude (Brent): \$48.03

NYMEX Gas: \$2.97

SOURCE: BLOOMBERG
(JUNE 13, 2017)

GAS STATS*

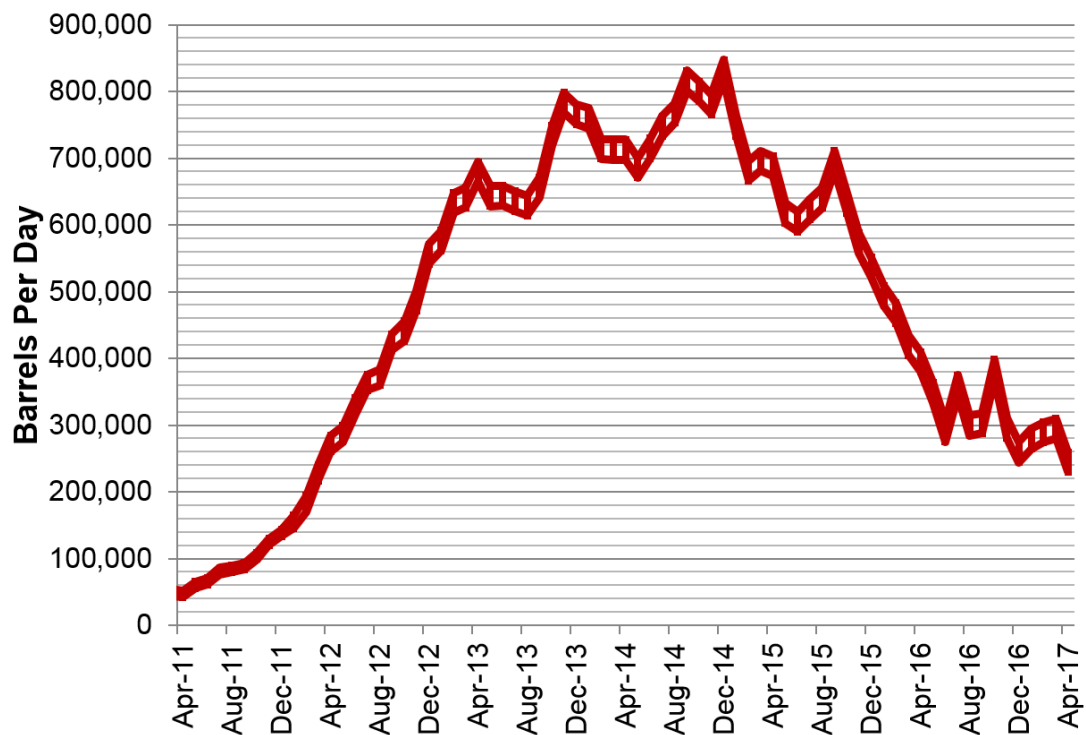
90% CAPTURED & SOLD

8% FLARED DUE TO
CHALLENGES OR
CONSTRAINTS ON EXISTING
GATHERING SYSTEMS

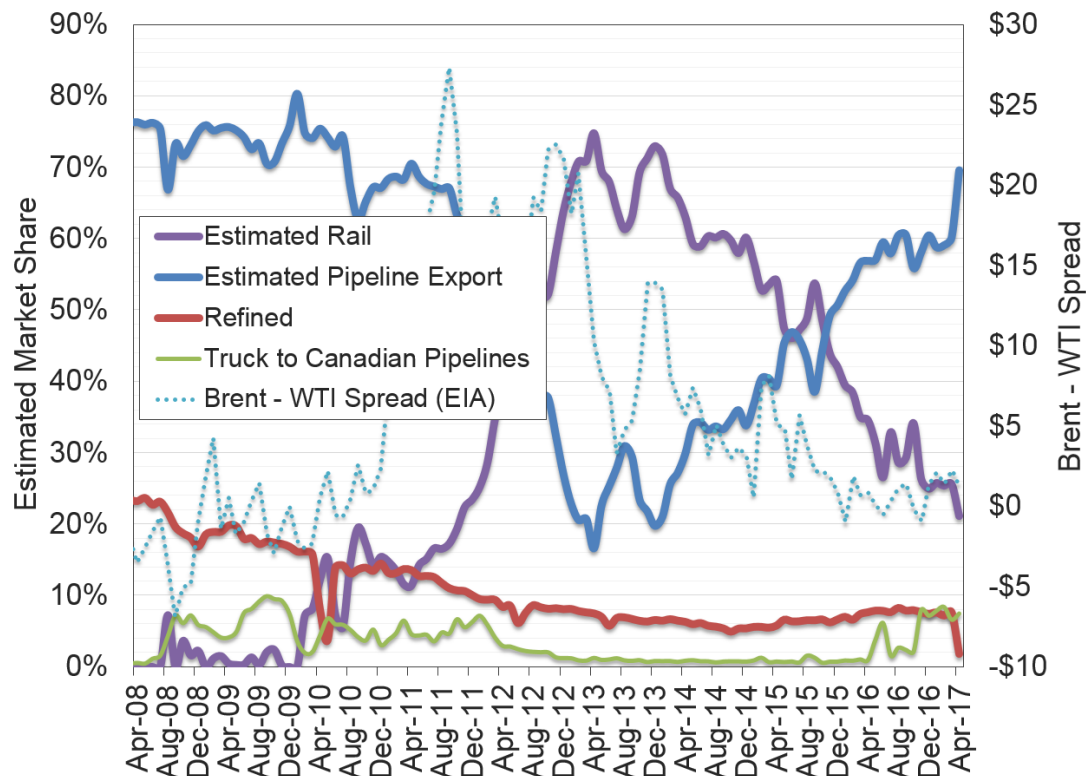
2% FLARED FROM WELL
WITH ZERO SALES

*APR 2017 NON-CONF DATA

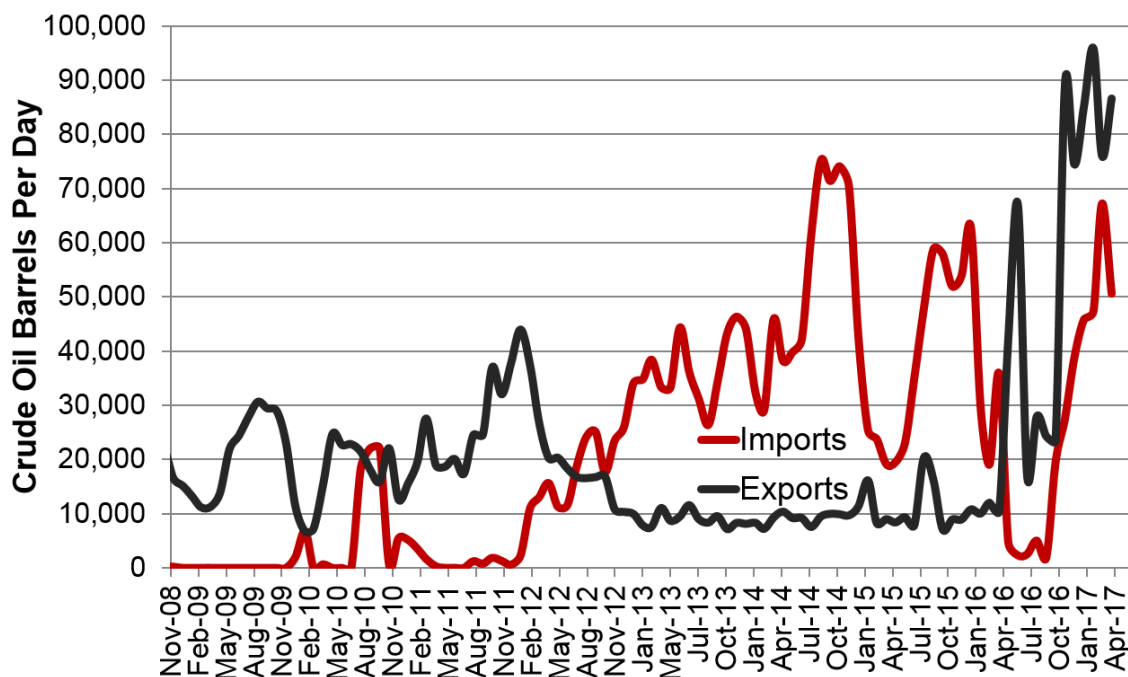
Estimated North Dakota Rail Export Volumes



Estimated Williston Basin Oil Transportation

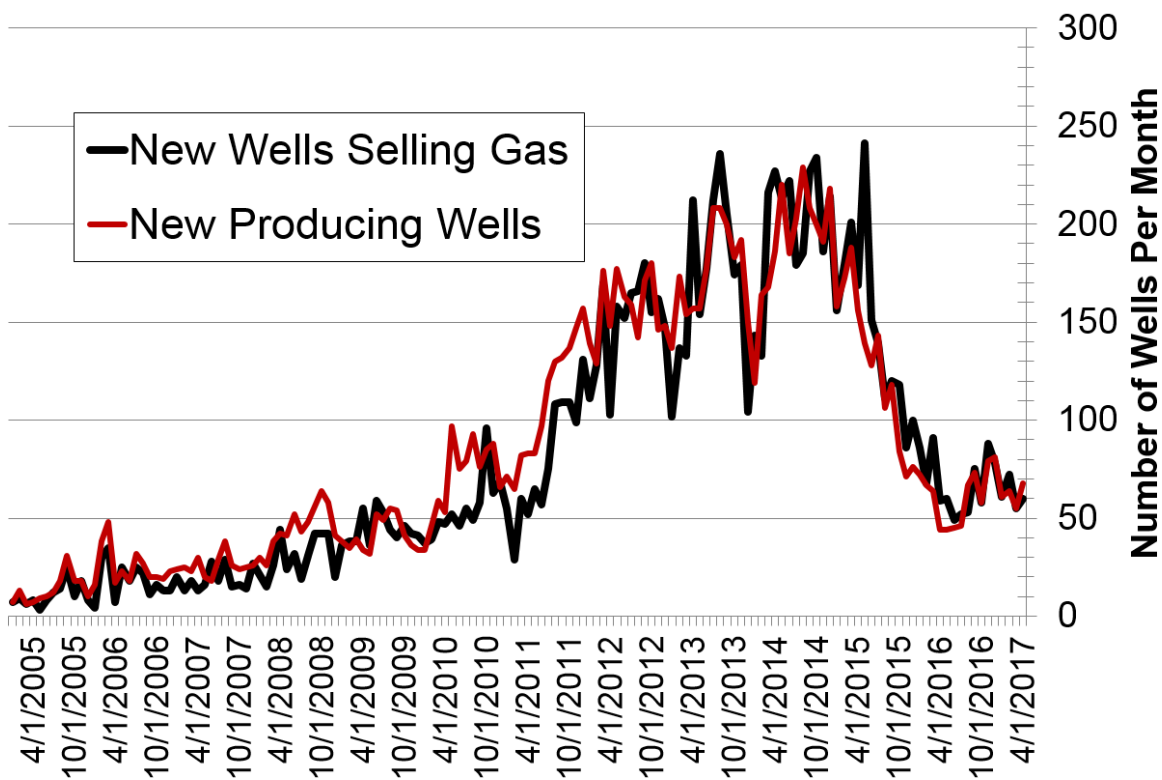


Williston Basin Truck Imports and Exports with Canada



Data for truck imports/exports chart is provided by the US International Trade Commission

New Gas Sales Wells per Month



US Williston Basin Oil Production, BOPD

2016

MONTH	ND	EASTERN MT*	SD	TOTAL
January	1,121,630	63,321	4,148	1,189,098
February	1,119,574	62,710	4,072	1,186,356
March	1,111,716	61,385	3,948	1,177,049
April	1,042,025	59,909	3,846	1,105,779
May	1,046,989	59,214	3,971	1,110,174
June	1,027,230	58,381	3,859	1,089,470
July	1,029,322	56,729	3,803	1,089,854
August	981,239	55,707	3,818	1,040,764
September	971,141	55,623	3,764	1,030,528
October	1,042,790	56,009	3,654	1,102,453
November	1,034,484	56,235	3,770	1,094,489
December	942,461	52,606	3,478	998,545

2017

MONTH	ND	EASTERN MT*	SD	TOTAL
January	981,380	52,498	3,553	1,037,431
February	1,034,248	53,564	3,718	1,091,530
March	1,025,690	52,120	3,705	1,081,515
April	1,050,630		3,771	
May				
June				
July				
August				
September				
October				
November				
December				

* Eastern Montana production composed of the following Counties: Carter, Daniels, Dawson, Fallon, McCone, Powder River, Prairie, Richland, Roosevelt, Sheridan, Valley, Wibaux