



# **MONTHLY UPDATE**

## **APRIL 2016 PRODUCTION & TRANSPORTATION**

Published: June 15, 2016  
Justin J. Kringstad, Director  
North Dakota Pipeline Authority  
Office: 701.220.6227  
[www.northdakotapipelines.com](http://www.northdakotapipelines.com)

# MONTHLY UPDATE

## APRIL 2016 PRODUCTION & TRANSPORTATION

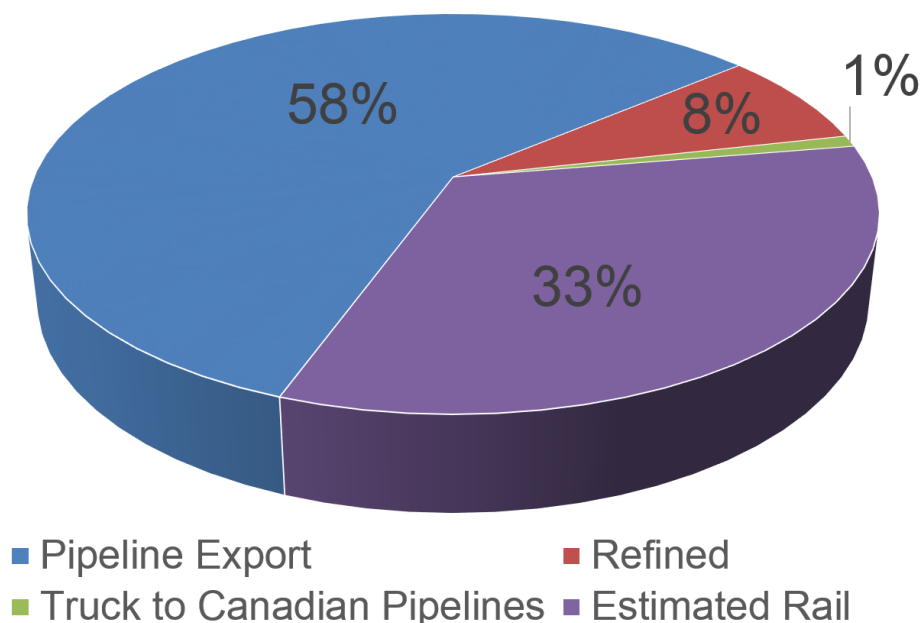
### North Dakota Oil Production

| Month                | Monthly Total, BBL | Average, BOPD |
|----------------------|--------------------|---------------|
| March 2016 - Final   | 34,454,047         | 1,111,421     |
| April 2016 - Prelim. | 31,230,218         | 1,041,007     |

### North Dakota Natural Gas Production

| Month                | Monthly Total, MCF | Average, MCFD |
|----------------------|--------------------|---------------|
| March 2016 - Final   | 53,035,524         | 1,710,823     |
| April 2016 - Prelim. | 48,508,496         | 1,616,950     |

### Estimated Williston Basin Oil Transportation, April 2016



## CURRENT DRILLING ACTIVITY:

### NORTH DAKOTA<sup>1</sup>

28 Rigs

### EASTERN MONTANA<sup>2</sup>

0 Rigs

### SOUTH DAKOTA<sup>2</sup>

0 Rigs

### SOURCE (JUNE 15, 2016):

1. ND Oil & Gas Division
2. Baker Hughes

## PRICES:

Crude (WTI): \$47.83

Crude (Brent): \$48.91

NYMEX Gas: \$2.62

SOURCE: BLOOMBERG  
(JUNE 15, 2016)

## GAS STATS\*

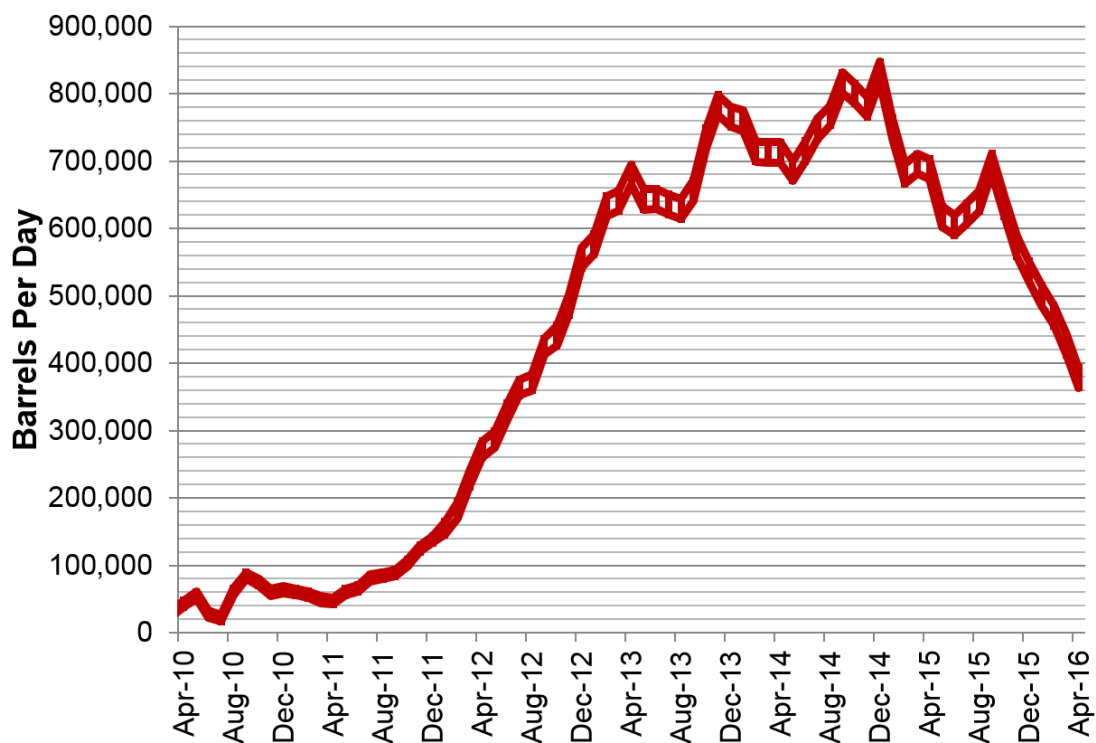
91% CAPTURED & SOLD

7% FLARED DUE TO  
CHALLENGES OR  
CONSTRAINTS ON EXISTING  
GATHERING SYSTEMS

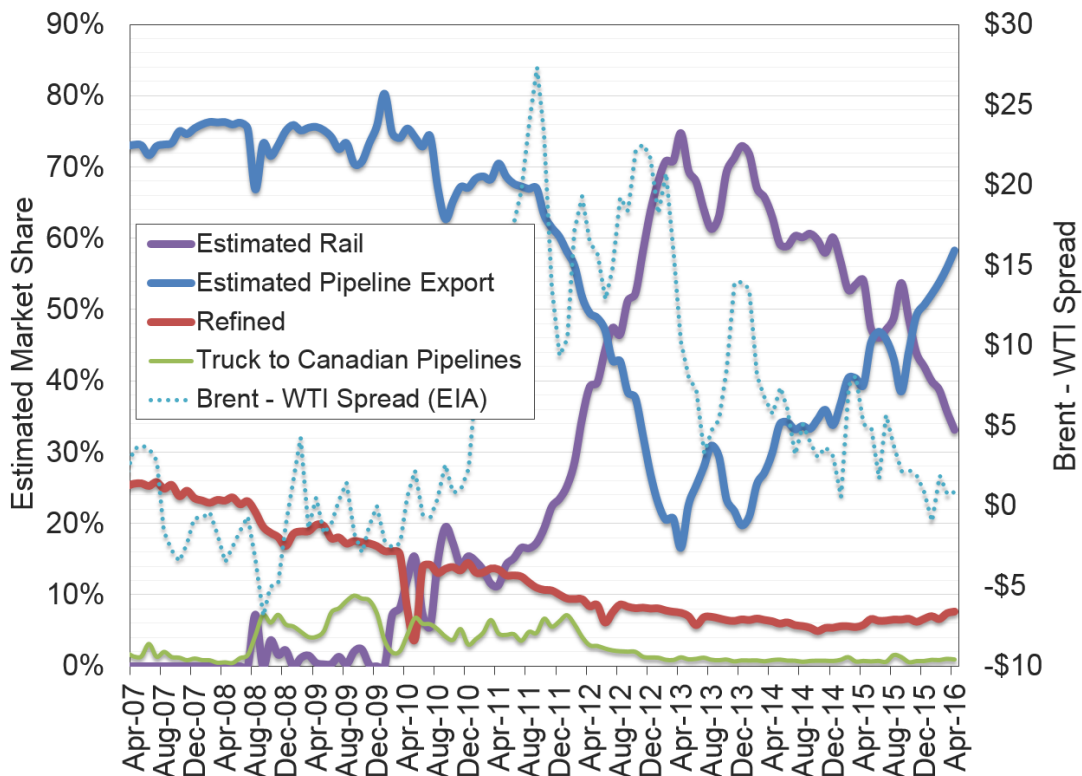
2% FLARED FROM WELL  
WITH ZERO SALES

\*APR 2016 NON-CONF DATA

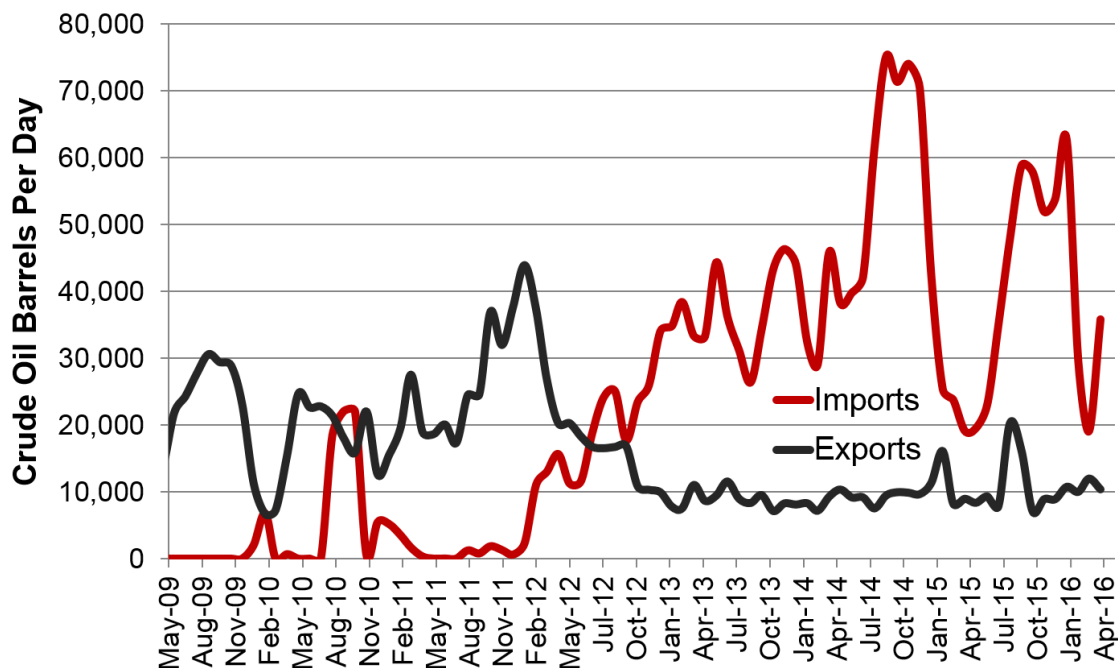
## Estimated North Dakota Rail Export Volumes



## Estimated Williston Basin Oil Transportation

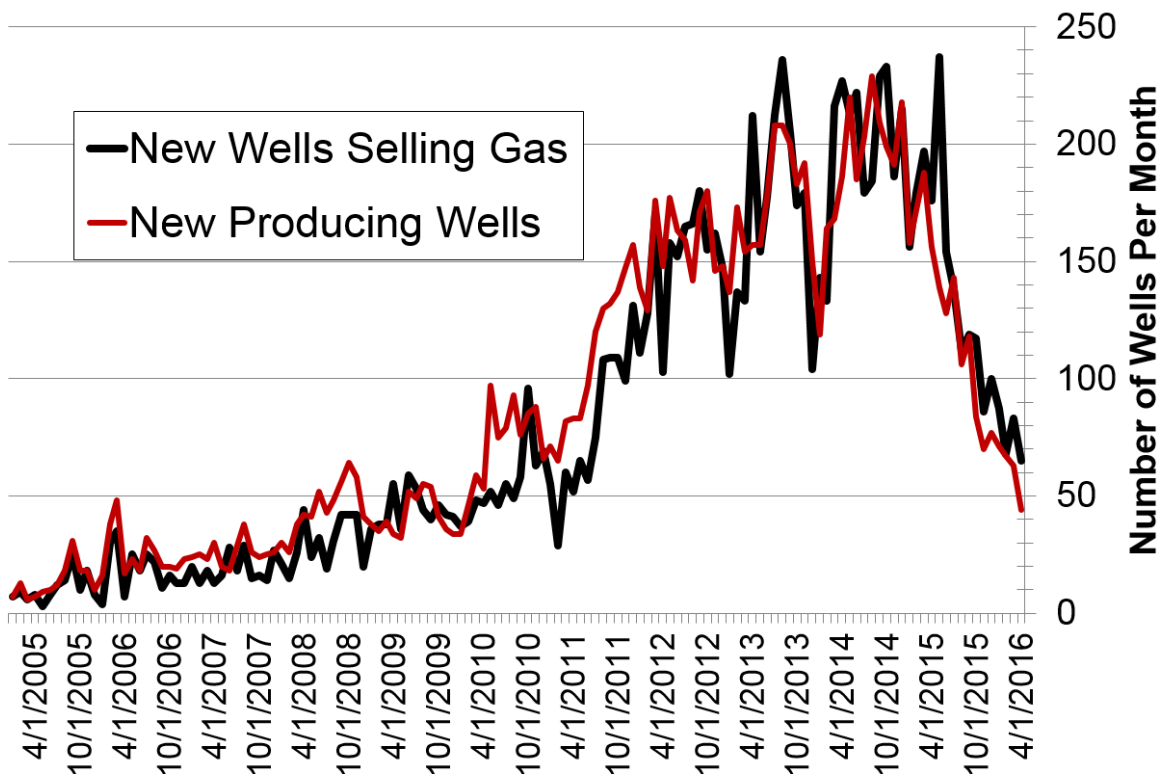


## Williston Basin Truck Imports and Exports with Canada



Data for truck imports/exports chart is provided by the US International Trade Commission

## New Gas Sales Wells per Month



## **US Williston Basin Oil Production, BOPD**

### **2015**

| <b>MONTH</b>     | <b>ND</b> | <b>EASTERN<br/>MT*</b> | <b>SD</b> | <b>TOTAL</b> |
|------------------|-----------|------------------------|-----------|--------------|
| <b>January</b>   | 1,191,581 | 77,484                 | 5,108     | 1,274,173    |
| <b>February</b>  | 1,178,502 | 79,915                 | 5,051     | 1,263,468    |
| <b>March</b>     | 1,191,503 | 78,585                 | 4,832     | 1,274,919    |
| <b>April</b>     | 1,170,212 | 76,056                 | 4,860     | 1,251,128    |
| <b>May</b>       | 1,202,983 | 74,873                 | 4,567     | 1,282,422    |
| <b>June</b>      | 1,211,656 | 72,317                 | 4,403     | 1,288,376    |
| <b>July</b>      | 1,207,466 | 70,959                 | 4,477     | 1,282,902    |
| <b>August</b>    | 1,187,833 | 69,626                 | 4,454     | 1,261,913    |
| <b>September</b> | 1,162,332 | 68,644                 | 4,356     | 1,235,333    |
| <b>October</b>   | 1,172,832 | 67,360                 | 4,284     | 1,244,477    |
| <b>November</b>  | 1,181,787 | 66,816                 | 4,268     | 1,252,870    |
| <b>December</b>  | 1,152,280 | 65,833                 | 4,154     | 1,222,266    |

### **2016**

| <b>MONTH</b>     | <b>ND</b> | <b>EASTERN<br/>MT*</b> | <b>SD</b> | <b>TOTAL</b> |
|------------------|-----------|------------------------|-----------|--------------|
| <b>January</b>   | 1,122,490 | 61,914                 | 4,148     | 1,188,552    |
| <b>February</b>  | 1,119,092 | 61,250                 | 4,052     | 1,184,394    |
| <b>March</b>     | 1,111,421 | 59,562                 | 3,963     | 1,174,946    |
| <b>April</b>     | 1,041,007 |                        |           |              |
| <b>May</b>       |           |                        |           |              |
| <b>June</b>      |           |                        |           |              |
| <b>July</b>      |           |                        |           |              |
| <b>August</b>    |           |                        |           |              |
| <b>September</b> |           |                        |           |              |
| <b>October</b>   |           |                        |           |              |
| <b>November</b>  |           |                        |           |              |
| <b>December</b>  |           |                        |           |              |

*\* Eastern Montana production composed of the following Counties: Carter, Daniels, Dawson, Fallon, McCone, Powder River, Prairie, Richland, Roosevelt, Sheridan, Valley, Wibaux*