



MONTHLY UPDATE

JANUARY 2016 PRODUCTION & TRANSPORTATION

Published: March 11, 2016
Justin J. Kringstad, Director
North Dakota Pipeline Authority
Office: 701.220.6227
www.northdakotapipelines.com

MONTHLY UPDATE

JANUARY 2016 PRODUCTION & TRANSPORTATION

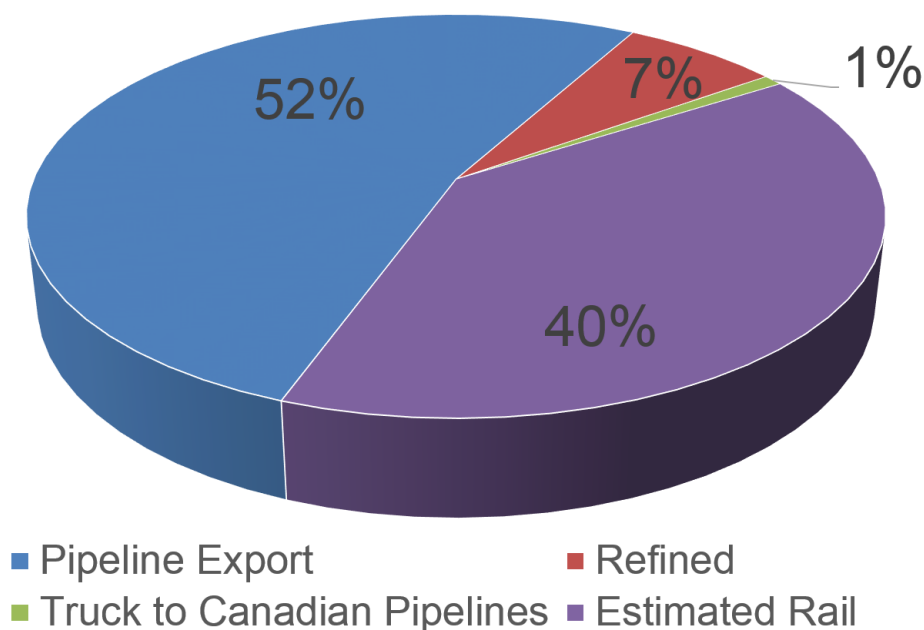
North Dakota Oil Production

Month	Monthly Total, BBL	Average, BOPD
Dec. 2015 - Final	35,733,569	1,152,696
Jan. 2016 - Prelim.	34,785,094	1,122,100

North Dakota Natural Gas Production

Month	Monthly Total, MCF	Average, MCFD
Dec. 2015 - Final	51,802,049	1,671,034
Jan. 2016 - Prelim.	50,784,992	1,638,226

Estimated Williston Basin Oil Transportation, Jan. 2016



CURRENT DRILLING ACTIVITY:

NORTH DAKOTA¹

33 Rigs

EASTERN MONTANA²

0 Rigs

SOUTH DAKOTA²

0 Rigs

SOURCE (MAR 10, 2016):

1. ND Oil & Gas Division
2. Baker Hughes

PRICES:

Crude (WTI): \$37.89

Crude (Brent): \$40.21

NYMEX Gas: \$1.77

SOURCE: BLOOMBERG
(MARCH 10, 2016)

GAS STATS*

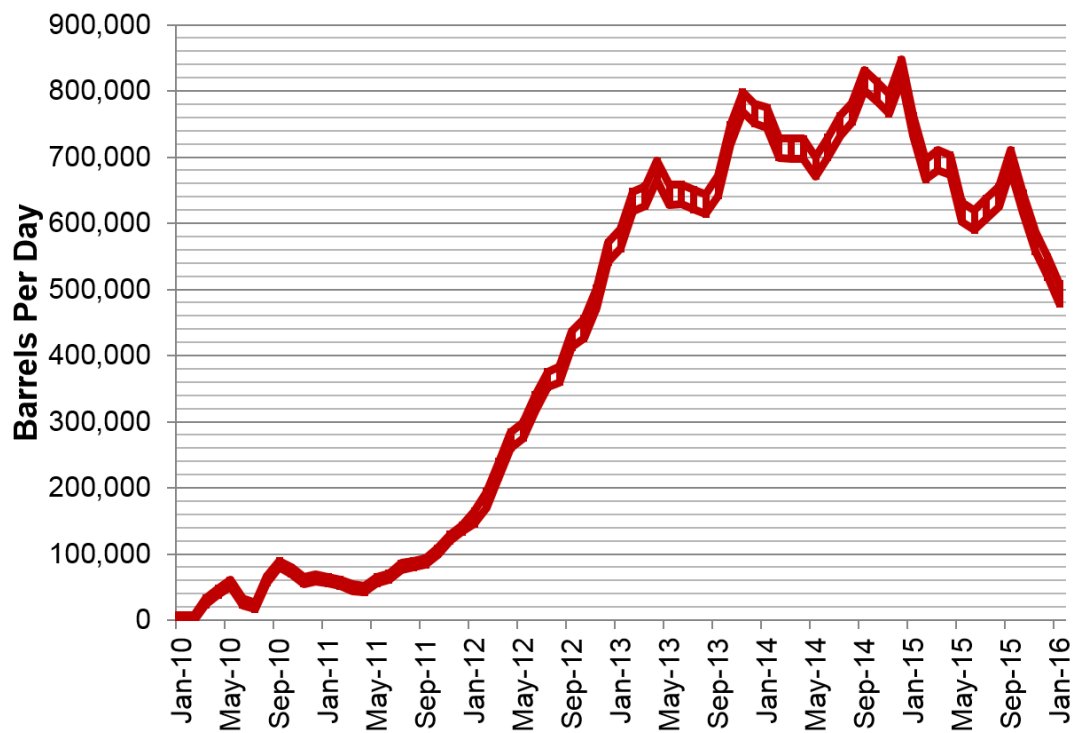
87% CAPTURED & SOLD

10% FLARED DUE TO
CHALLENGES OR
CONSTRAINTS ON EXISTING
GATHERING SYSTEMS

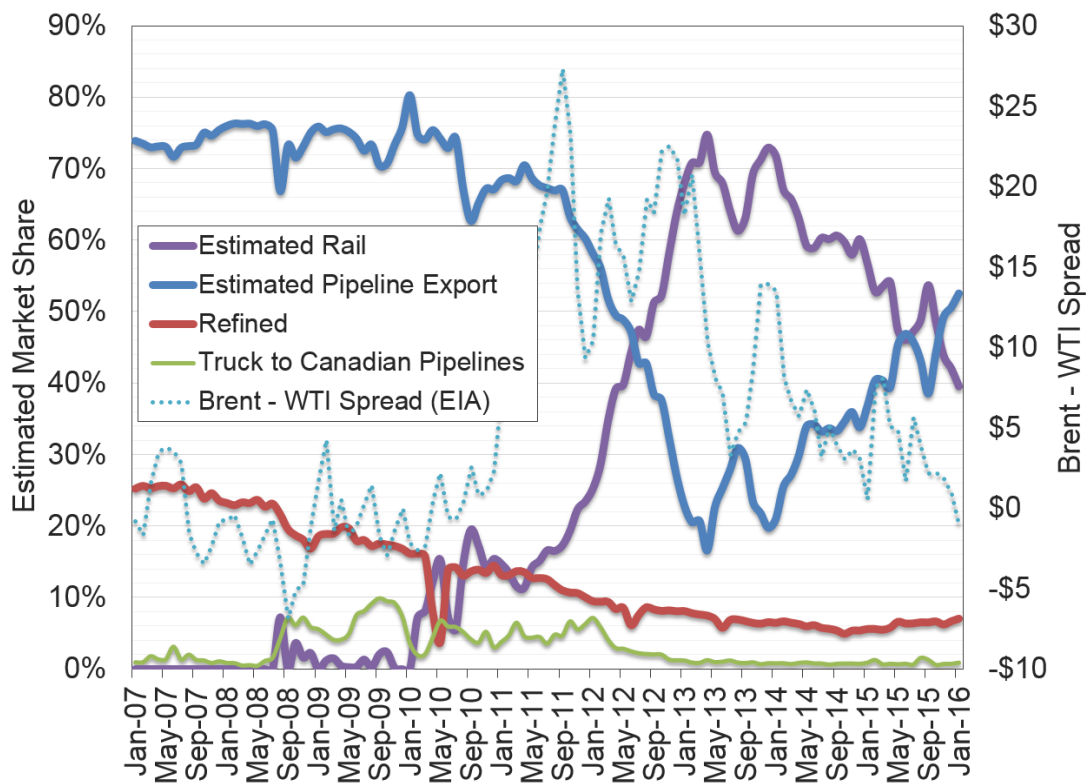
3% FLARED FROM WELL
WITH ZERO SALES

*JAN 2016 NON-CONF DATA

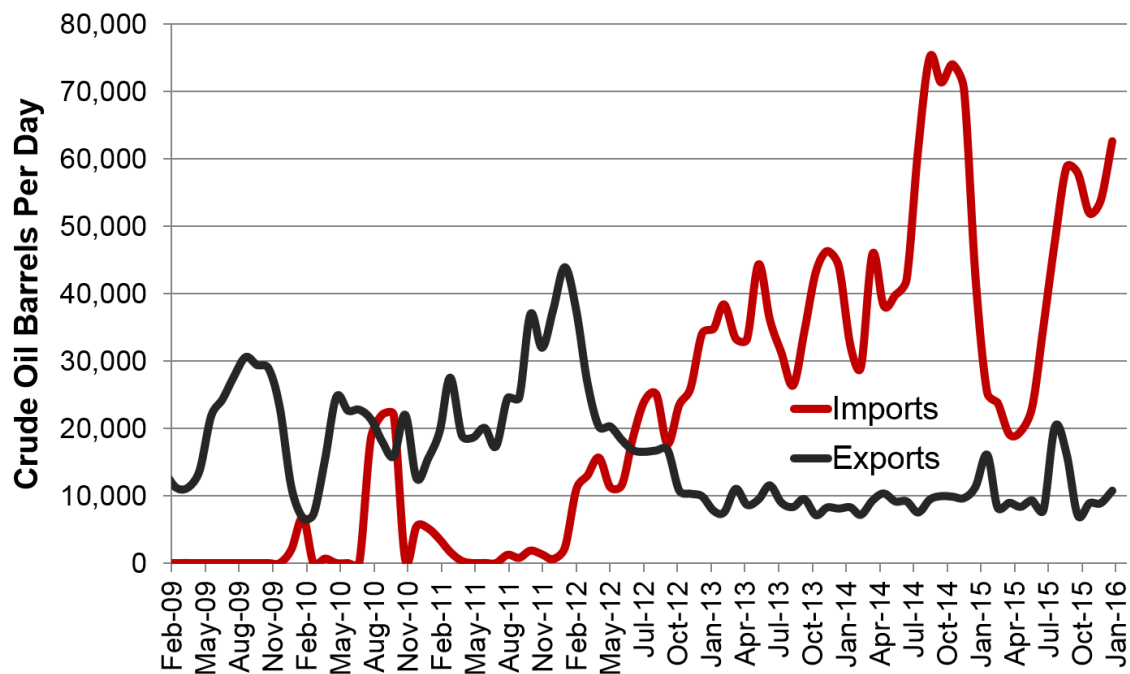
Estimated North Dakota Rail Export Volumes



Estimated Williston Basin Oil Transportation

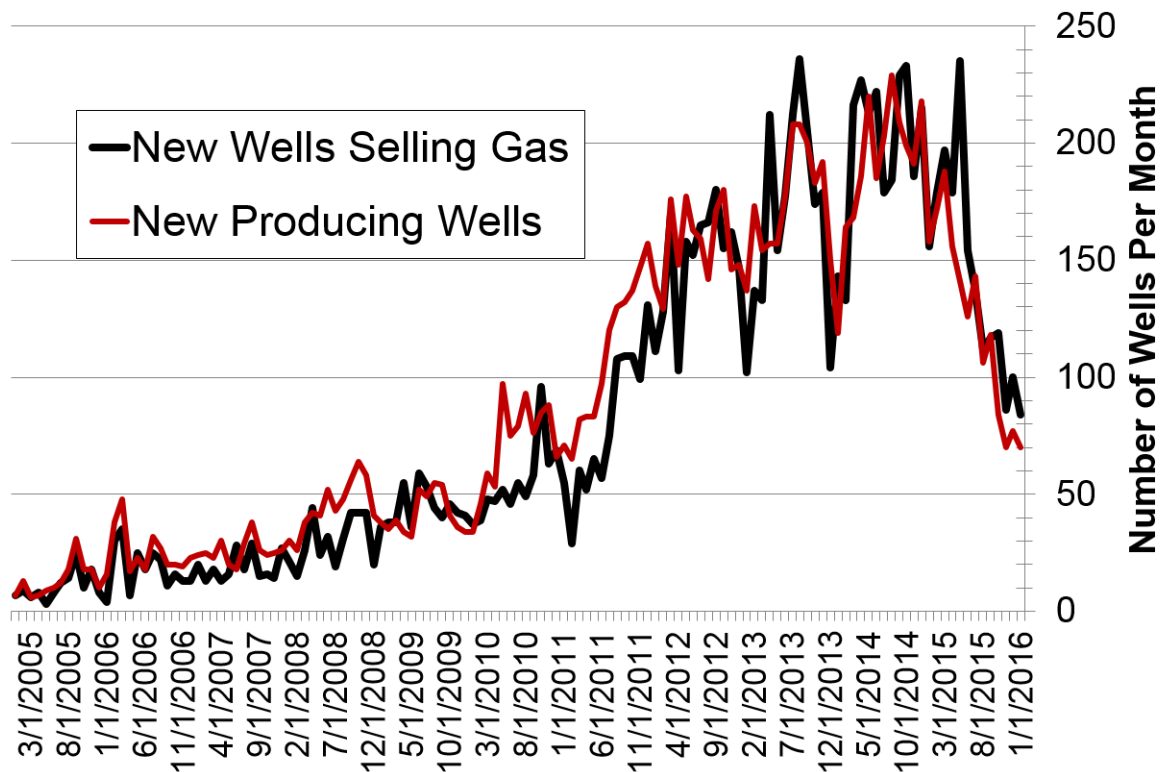


Williston Basin Truck Imports and Exports with Canada



Data for truck imports/exports chart is provided by the US International Trade Commission

New Gas Sales Wells per Month



US Williston Basin Oil Production, BOPD

2015

MONTH	ND	EASTERN MT*	SD	TOTAL
January	1,191,466	77,163	5,108	1,273,737
February	1,178,448	79,915	5,051	1,263,414
March	1,191,361	78,585	4,832	1,274,777
April	1,170,250	76,056	4,860	1,251,166
May	1,202,725	74,873	4,567	1,282,164
June	1,211,638	72,317	4,403	1,288,358
July	1,207,440	70,959	4,477	1,282,876
August	1,187,772	69,626	4,454	1,261,852
September	1,162,294	68,034	4,356	1,234,685
October	1,171,119	66,794	4,167	1,242,081
November	1,181,787	66,009	4,157	1,251,953
December	1,152,696	57,545	3,914	1,214,154

2016

MONTH	ND	EASTERN MT*	SD	TOTAL
January	1,122,100			
February				
March				
April				
May				
June				
July				
August				
September				
October				
November				
December				

* Eastern Montana production composed of the following Counties: Carter, Daniels, Dawson, Fallon, McCone, Powder River, Prairie, Richland, Roosevelt, Sheridan, Valley, Wibaux