



MONTHLY UPDATE

JANUARY 2017 PRODUCTION & TRANSPORTATION

Published: March 14, 2017
Justin J. Kringstad, Director
North Dakota Pipeline Authority
Office: 701.220.6227
www.northdakotapipelines.com

MONTHLY UPDATE

JANUARY 2017 PRODUCTION & TRANSPORTATION

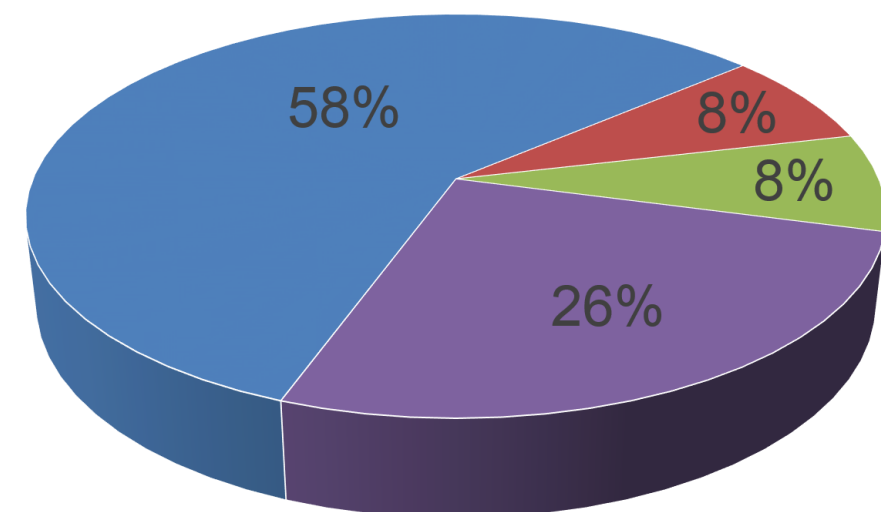
North Dakota Oil Production

Month	Monthly Total, BBL	Average, BOPD
Dec. 2016 - Final	29,211,993	942,322
Jan. 2017 - Prelim.	30,389,117	980,294

North Dakota Natural Gas Production

Month	Monthly Total, MCF	Average, MCFD
Dec. 2016 - Final	47,672,749	1,537,831
Jan. 2017 - Prelim.	48,229,885	1,555,803

Estimated Williston Basin Oil Transportation, Jan. 2017



■ Pipeline Export ■ Refined
■ Truck to Canadian Pipelines ■ Estimated Rail

CURRENT DRILLING ACTIVITY:

NORTH DAKOTA¹

46 Rigs

EASTERN MONTANA²

1 Rig

SOUTH DAKOTA²

0 Rigs

SOURCE (MAR 14, 2017):

1. ND Oil & Gas Division
2. Baker Hughes

PRICES:

Crude (WTI): \$47.47

Crude (Brent): \$50.61

NYMEX Gas: \$2.98

**SOURCE: BLOOMBERG
(MARCH 14, 2017)**

GAS STATS*

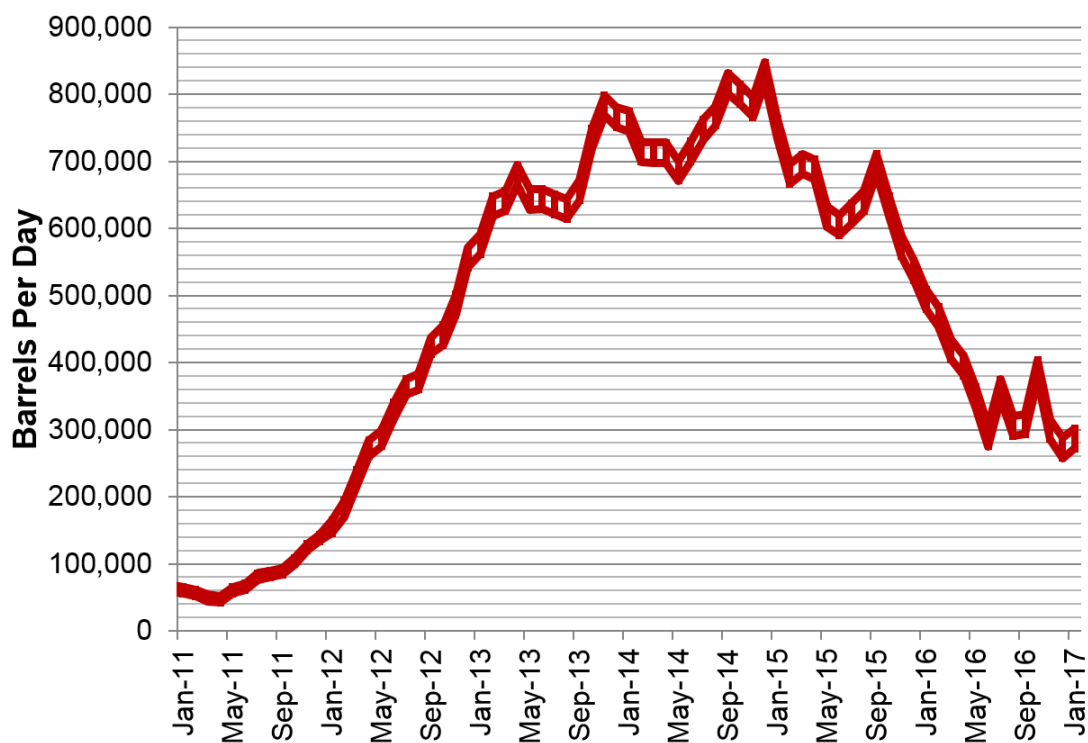
87% CAPTURED & SOLD

11% FLARED DUE TO
CHALLENGES OR
CONSTRAINTS ON EXISTING
GATHERING SYSTEMS

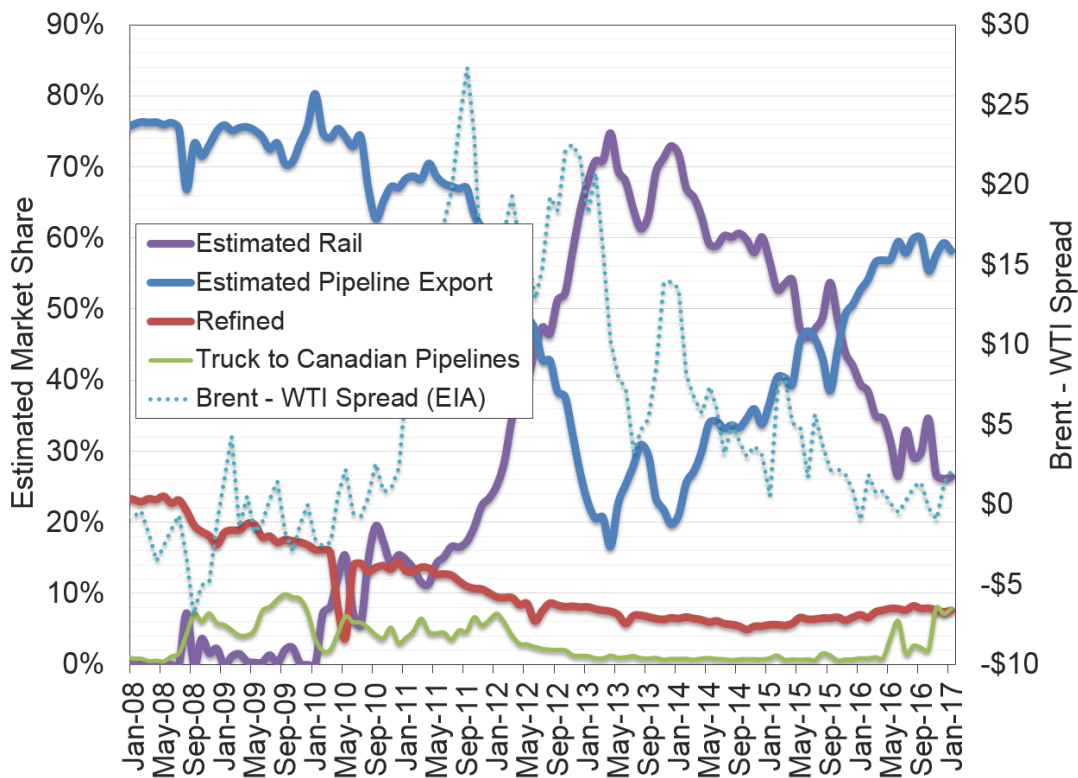
2% FLARED FROM WELL
WITH ZERO SALES

*JAN 2017 NON-CONF DATA

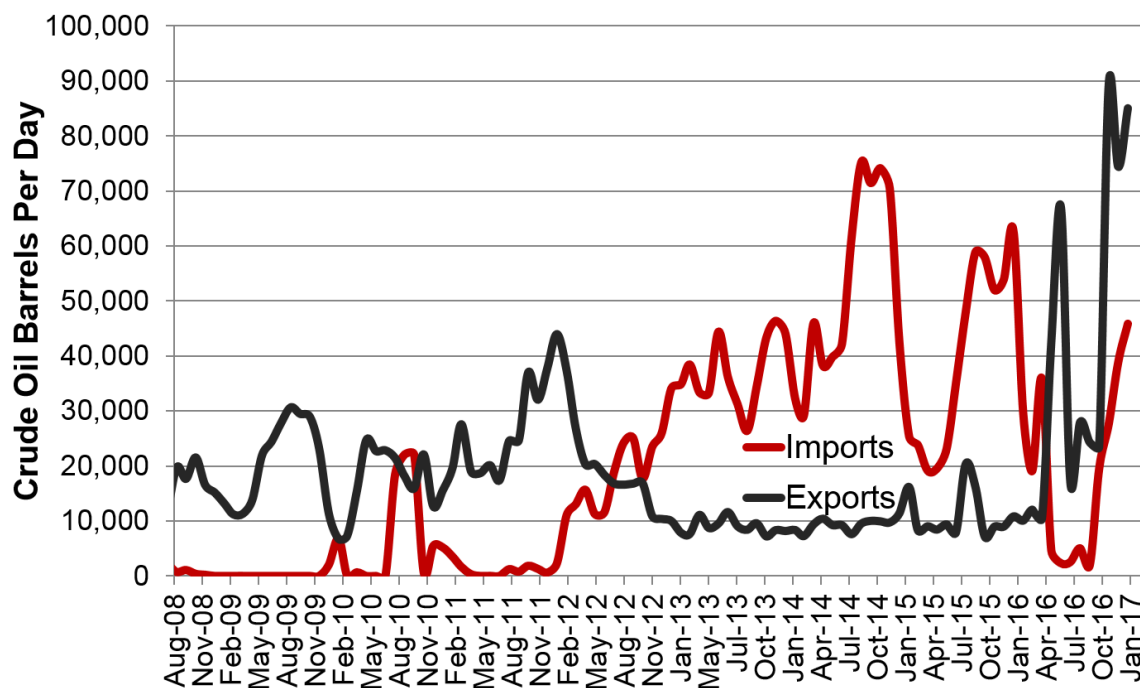
Estimated North Dakota Rail Export Volumes



Estimated Williston Basin Oil Transportation

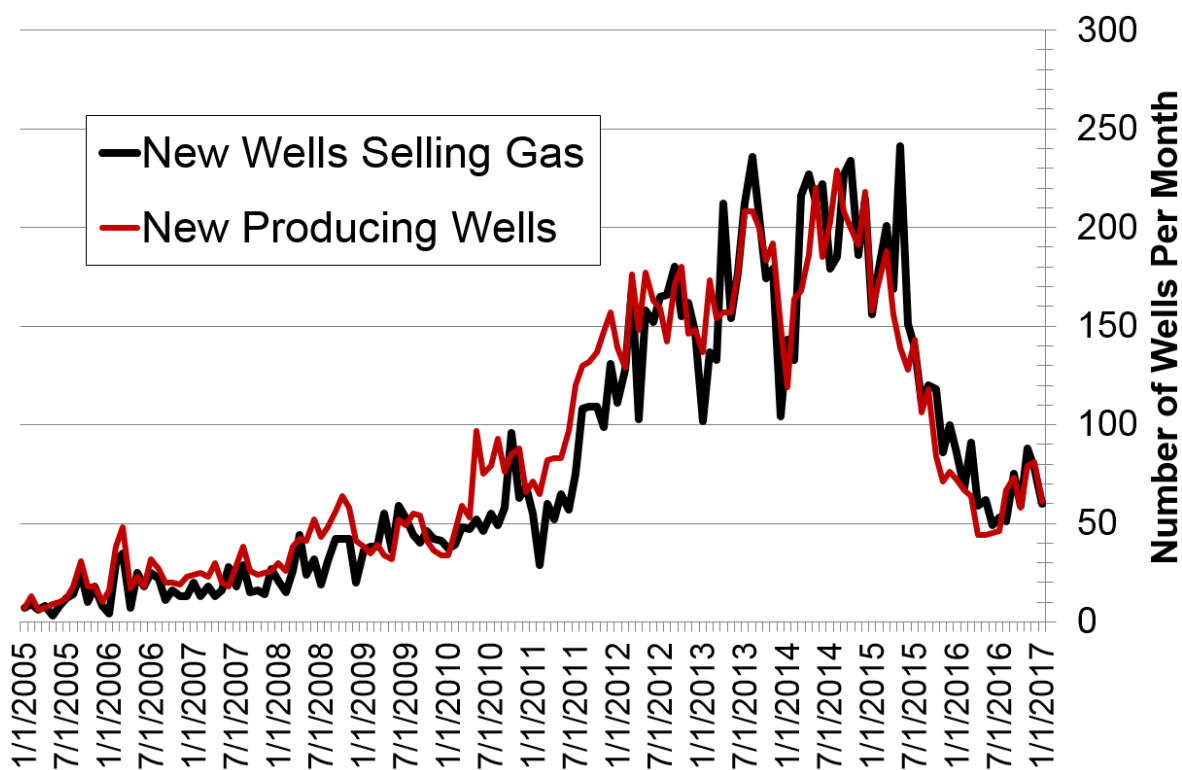


Williston Basin Truck Imports and Exports with Canada



Data for truck imports/exports chart is provided by the US International Trade Commission

New Gas Sales Wells per Month



US Williston Basin Oil Production, BOPD

2016

MONTH	ND	EASTERN MT*	SD	TOTAL
January	1,121,630	63,364	4,148	1,189,142
February	1,119,574	62,710	4,067	1,186,351
March	1,111,716	61,481	3,948	1,177,145
April	1,042,025	59,966	3,846	1,105,837
May	1,046,989	59,276	3,971	1,110,236
June	1,027,230	58,421	3,859	1,089,510
July	1,029,322	56,785	3,803	1,089,910
August	981,239	55,742	3,818	1,040,799
September	971,141	55,431	3,764	1,030,336
October	1,042,790	55,904	3,654	1,102,349
November	1,034,484	56,028	3,770	1,094,282
December	942,322		3,478	

2017

MONTH	ND	EASTERN MT*	SD	TOTAL
January	980,294			
February				
March				
April				
May				
June				
July				
August				
September				
October				
November				
December				

* Eastern Montana production composed of the following Counties: Carter, Daniels, Dawson, Fallon, McCone, Powder River, Prairie, Richland, Roosevelt, Sheridan, Valley, Wibaux