



MONTHLY UPDATE

MARCH 2016 PRODUCTION & TRANSPORTATION

Published: May 12, 2016

Justin J. Kringstad, Director

North Dakota Pipeline Authority

Office: 701.220.6227

www.northdakotapipelines.com

MONTHLY UPDATE

MARCH 2016 PRODUCTION & TRANSPORTATION

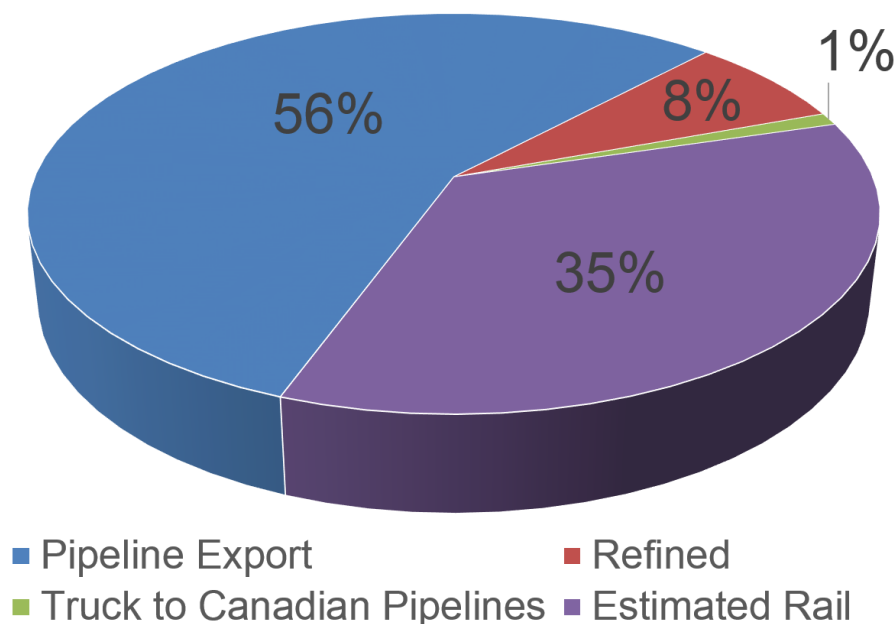
North Dakota Oil Production

Month	Monthly Total, BBL	Average, BOPD
Feb. 2016 - Final	32,453,679	1,119,092
Mar. 2016 - Prelim.	34,386,634	1,109,246

North Dakota Natural Gas Production

Month	Monthly Total, MCF	Average, MCFD
Feb. 2016 - Final	48,987,279	1,689,217
Mar. 2016 - Prelim.	53,002,954	1,709,773

Estimated Williston Basin Oil Transportation, Mar. 2016



CURRENT DRILLING ACTIVITY:

NORTH DAKOTA¹

27 Rigs

EASTERN MONTANA²

0 Rigs

SOUTH DAKOTA²

0 Rigs

SOURCE (MAY 12, 2016):

1. ND Oil & Gas Division
2. Baker Hughes

PRICES:

Crude (WTI): \$45.87

Crude (Brent): \$47.04

NYMEX Gas: \$2.14

SOURCE: BLOOMBERG
(MAY 12, 2016)

GAS STATS*

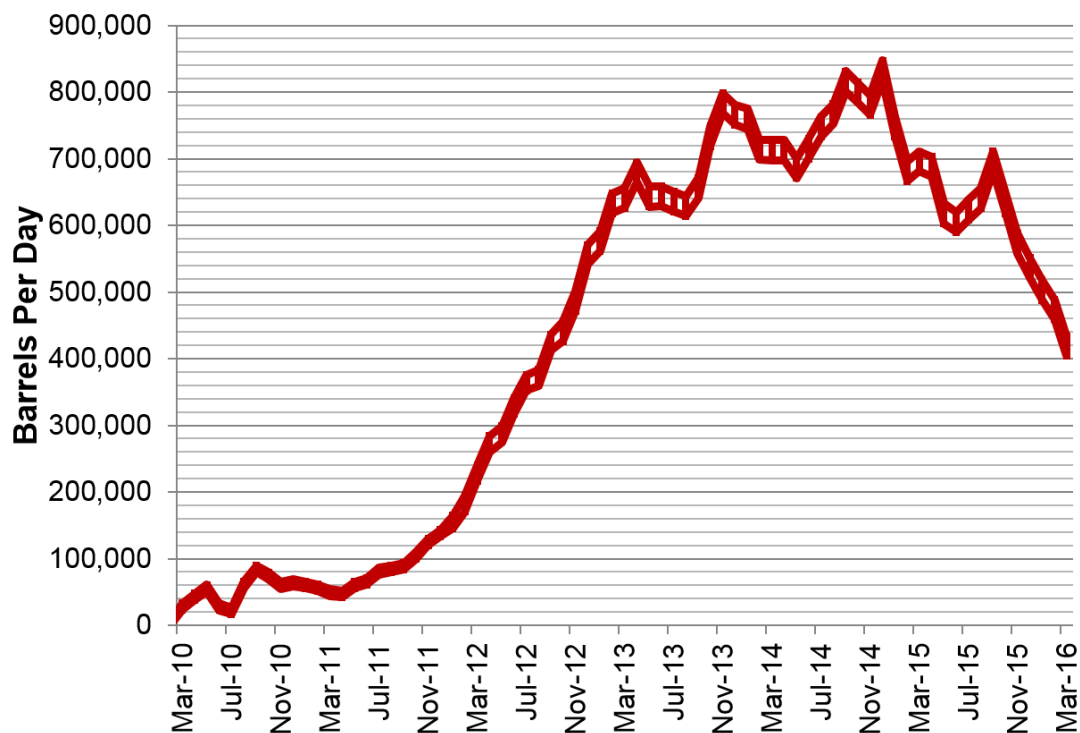
90% CAPTURED & SOLD

7% FLARED DUE TO
CHALLENGES OR
CONSTRAINTS ON EXISTING
GATHERING SYSTEMS

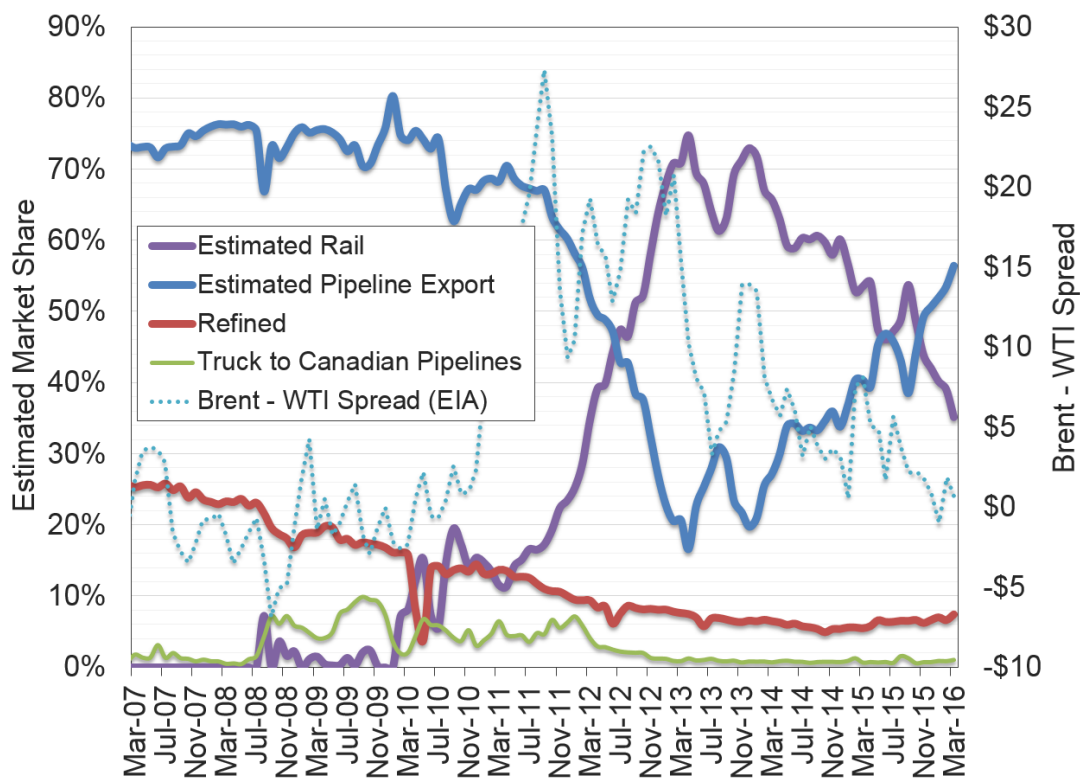
3% FLARED FROM WELL
WITH ZERO SALES

*MAR 2016 NON-CONF DATA

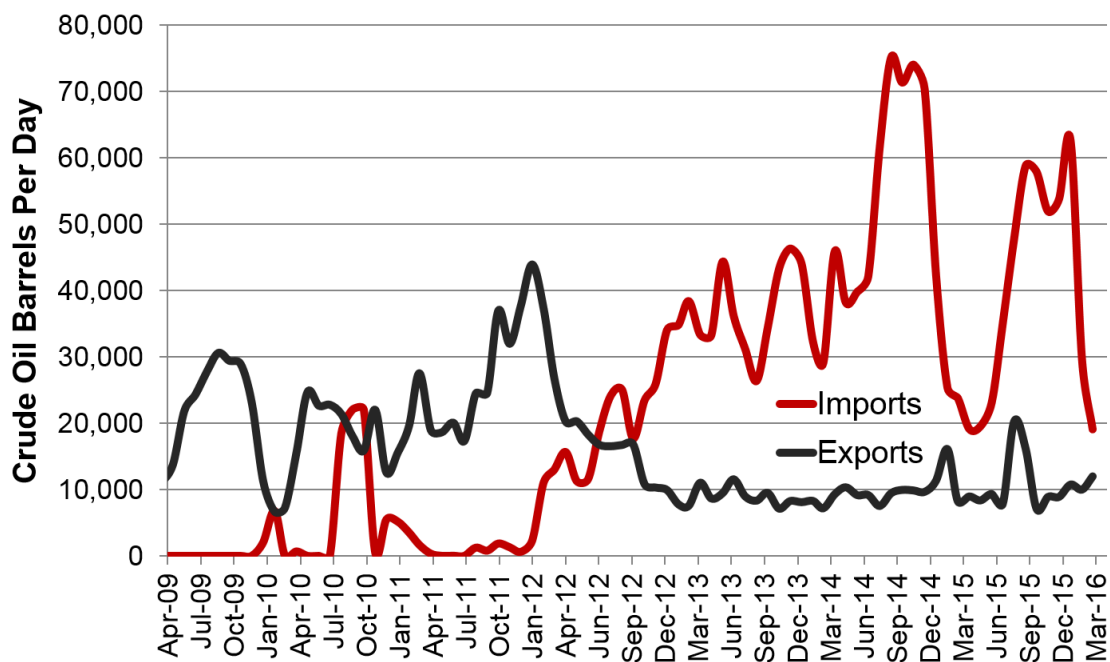
Estimated North Dakota Rail Export Volumes



Estimated Williston Basin Oil Transportation

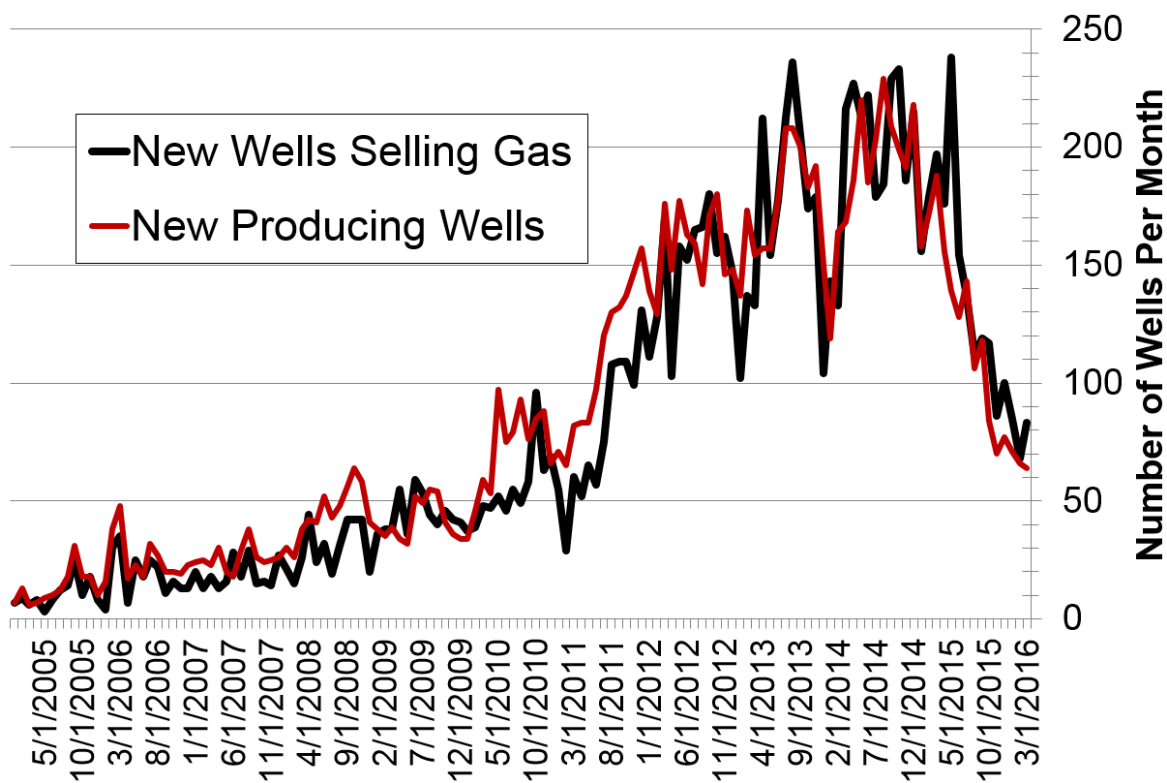


Williston Basin Truck Imports and Exports with Canada



Data for truck imports/exports chart is provided by the US International Trade Commission

New Gas Sales Wells per Month



US Williston Basin Oil Production, BOPD

2015

MONTH	ND	EASTERN MT*	SD	TOTAL
January	1,191,581	77,484	5,108	1,274,173
February	1,178,502	79,915	5,051	1,263,468
March	1,191,503	78,585	4,832	1,274,919
April	1,170,212	76,056	4,860	1,251,128
May	1,202,983	74,873	4,567	1,282,422
June	1,211,656	72,317	4,403	1,288,376
July	1,207,466	70,959	4,477	1,282,902
August	1,187,833	69,626	4,454	1,261,913
September	1,162,332	68,644	4,356	1,235,333
October	1,172,832	67,343	4,167	1,244,343
November	1,181,787	66,810	4,089	1,252,686
December	1,152,280	65,818	3,980	1,222,078

2016

MONTH	ND	EASTERN MT*	SD	TOTAL
January	1,122,462	60,995	3,985	1,187,443
February	1,119,092	59,329	3,923	1,182,344
March	1,109,246			
April				
May				
June				
July				
August				
September				
October				
November				
December				

** Eastern Montana production composed of the following Counties: Carter, Daniels, Dawson, Fallon, McCone, Powder River, Prairie, Richland, Roosevelt, Sheridan, Valley, Wibaux*