



MONTHLY UPDATE

JANUARY 2020 PRODUCTION & TRANSPORTATION

Published: March 17, 2020
Justin J. Kringstad, Director
North Dakota Pipeline Authority
Office: 701.220.6227
www.northdakotapipelines.com

MONTHLY UPDATE

JANUARY 2020 PRODUCTION & TRANSPORTATION

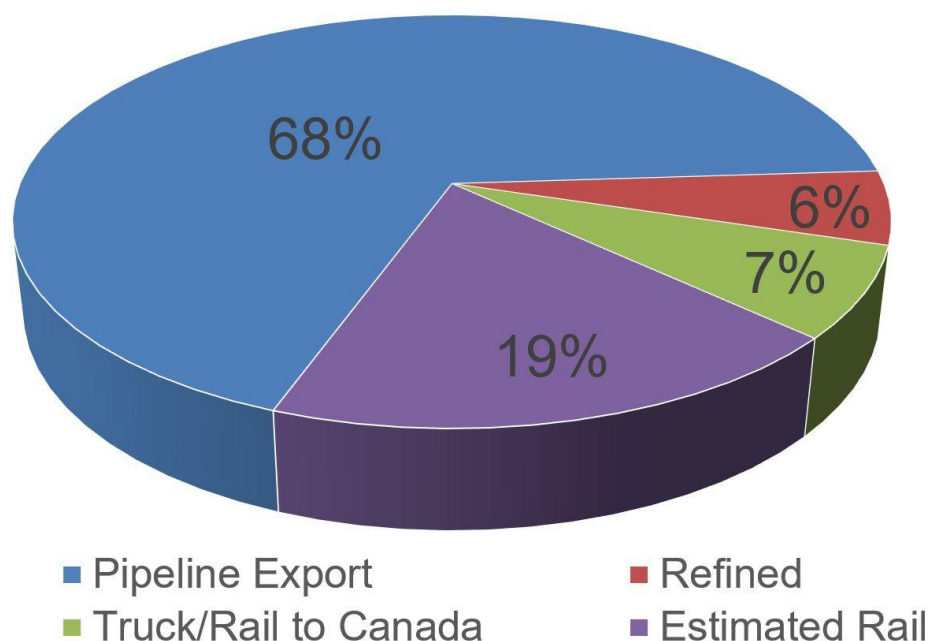
North Dakota Oil Production

Month	Monthly Total, BBL	Average, BOPD
Dec. 2019 - Final	45,780,075	1,476,777
Jan. 2020 - Prelim.	44,314,959	1,429,515

North Dakota Natural Gas Production

Month	Monthly Total, MCF	Average, MCFD
Dec. 2019 - Final	94,903,770	3,061,412
Jan. 2020 - Prelim.	93,441,892	3,014,255

Estimated Williston Basin Oil Transportation, Jan. 2020



CURRENT DRILLING ACTIVITY:

NORTH DAKOTA¹

56 Rigs

EASTERN MONTANA²

1 Rigs

SOUTH DAKOTA²

0 Rigs

SOURCE (MAR. 17, 2020):

1. ND Oil & Gas Division
2. Baker Hughes

PRICES:

Crude (WTI): \$28.69

Crude (Brent): \$29.66

NYMEX Gas: \$1.78

SOURCE: BLOOMBERG
(MAR. 17, 2020)

GAS STATS*

85% CAPTURED & SOLD

10% FLARED DUE TO
CHALLENGES OR
CONSTRAINTS ON EXISTING
GATHERING SYSTEMS

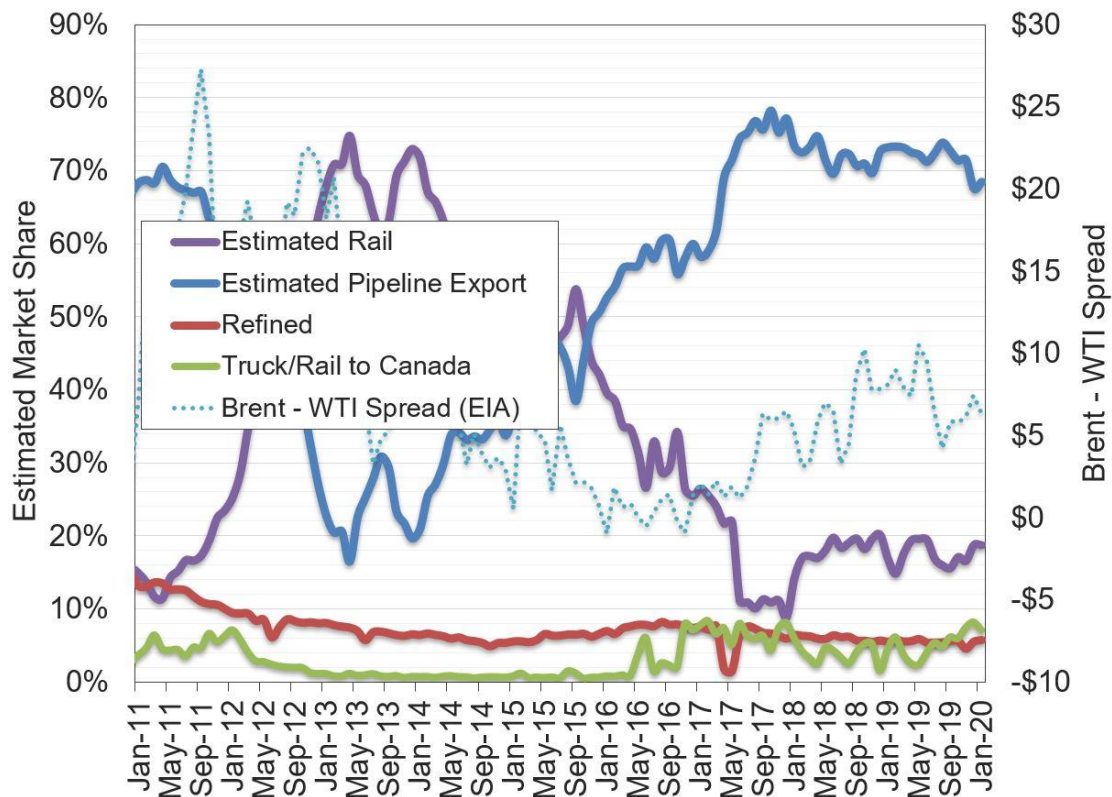
5% FLARED FROM WELL
WITH ZERO SALES

*JAN. 2020 NON-CONF DATA

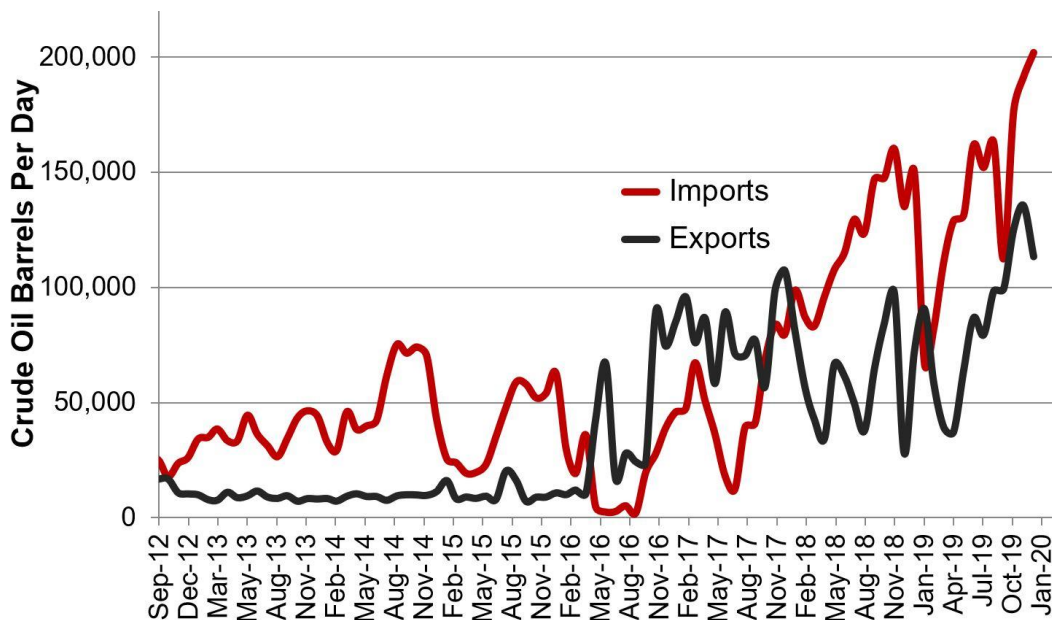
Estimated North Dakota Rail Export Volumes



Estimated Williston Basin Oil Transportation

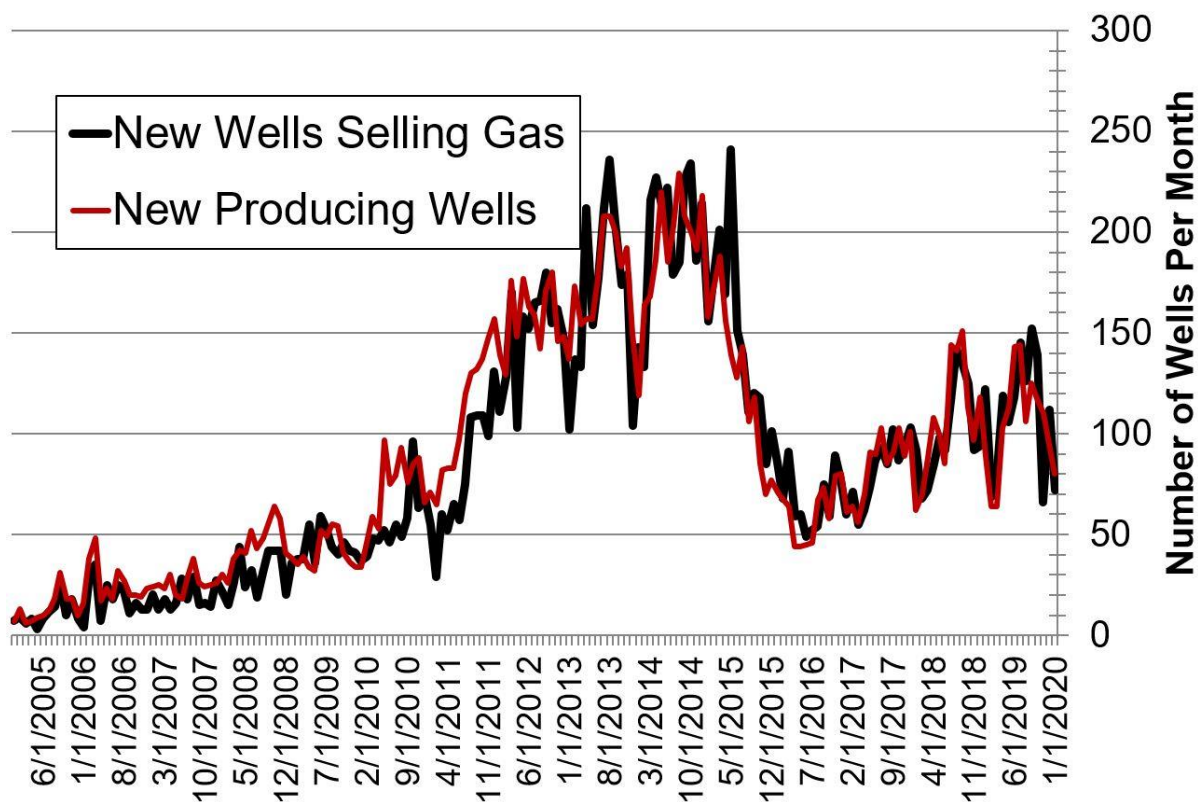


Williston Basin Truck/Rail Imports and Exports with Canada



Data for imports/exports chart is provided by the US International Trade Commission and represents traffic across US/Canada border in the Williston Basin area.

New Gas Sales Wells per Month



US Williston Basin Oil Production, BOPD

2019

MONTH	ND	EASTERN MT*	SD	TOTAL
January	1,403,891	57,567	3,341	1,464,799
February	1,336,674	54,660	3,401	1,394,735
March	1,394,124	56,549	3,314	1,453,987
April	1,392,564	63,730	3,283	1,459,577
May	1,395,018	62,527	3,124	1,460,669
June	1,425,210	59,120	3,152	1,487,482
July	1,445,864	54,508	3,129	1,503,501
August	1,481,008	54,093	3,149	1,538,250
September	1,443,964	54,107	3,087	1,501,159
October	1,518,588	57,642	3,083	1,579,313
November	1,519,037	57,307	3,208	1,579,553
December	1,476,777	54,317	3,087	1,534,182

2020

MONTH	ND	EASTERN MT*	SD	TOTAL
January	1,429,515			
February				
March				
April				
May				
June				
July				
August				
September				
October				
November				
December				

* Eastern Montana production composed of the following Counties: Carter, Daniels, Dawson, Fallon, McCone, Powder River, Prairie, Richland, Roosevelt, Sheridan, Valley, Wibaux