



MONTHLY UPDATE

FEBRUARY 2020 PRODUCTION & TRANSPORTATION

Published: April 14, 2020
Justin J. Kringstad, Director
North Dakota Pipeline Authority
Office: 701.220.6227
www.northdakotapipelines.com

MONTHLY UPDATE

FEBRUARY 2020 PRODUCTION & TRANSPORTATION

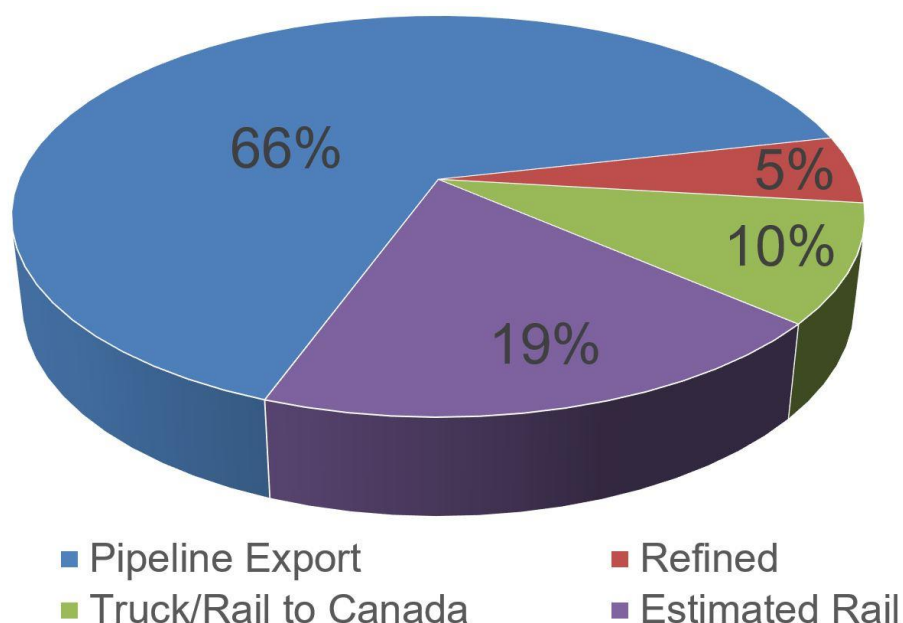
North Dakota Oil Production

Month	Monthly Total, BBL	Average, BOPD
Jan. 2020 - Final	44,345,845	1,430,511
Feb. 2020 - Prelim.	42,079,847	1,451,029

North Dakota Natural Gas Production

Month	Monthly Total, MCF	Average, MCFD
Jan. 2020 - Final	93,617,972	3,019,935
Feb. 2020 - Prelim.	89,985,982	3,102,965

Estimated Williston Basin Oil Transportation, Feb. 2020



CURRENT DRILLING ACTIVITY:

NORTH DAKOTA¹

34 Rigs

EASTERN MONTANA²

0 Rigs

SOUTH DAKOTA²

0 Rigs

SOURCE (APR. 14, 2020):

1. ND Oil & Gas Division
2. Baker Hughes

PRICES:

Crude (WTI): \$21.16

Crude (Brent): \$29.97

NYMEX Gas: \$1.68

SOURCE: BLOOMBERG
(APR. 14, 2020)

GAS STATS*

87% CAPTURED & SOLD

8% FLARED DUE TO
CHALLENGES OR
CONSTRAINTS ON EXISTING
GATHERING SYSTEMS

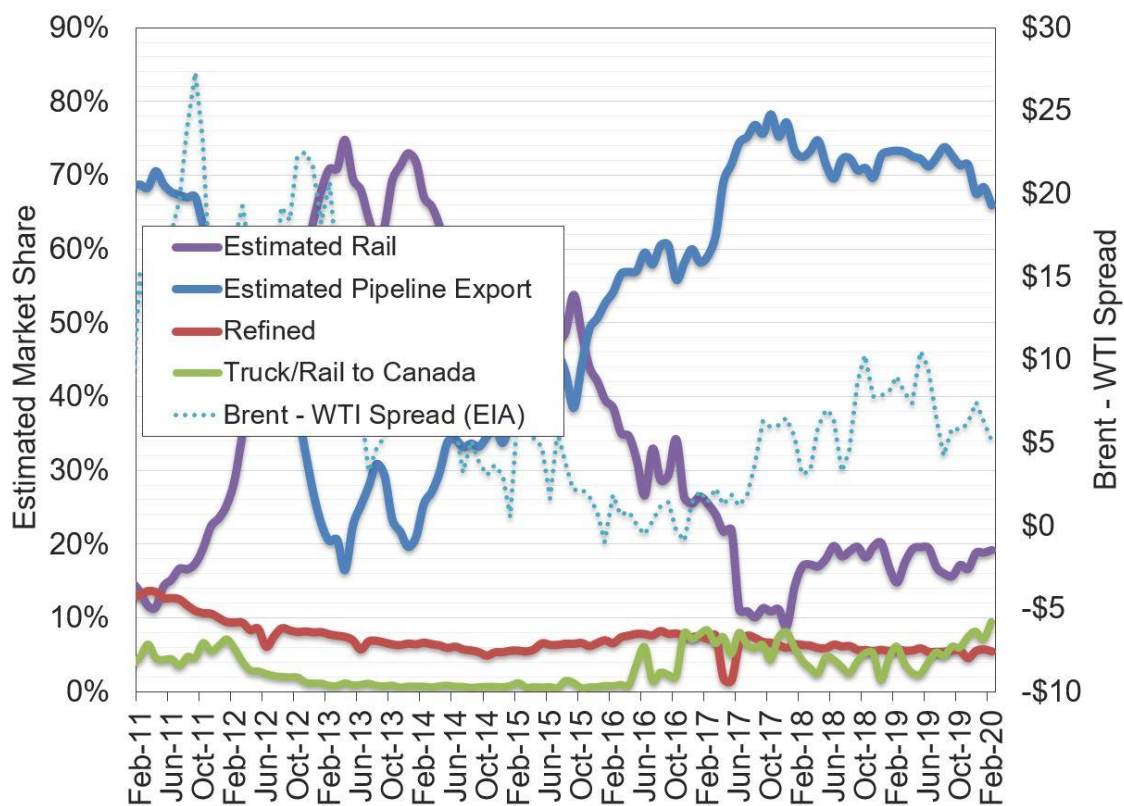
5% FLARED FROM WELL
WITH ZERO SALES

*FEB. 2020 NON-CONF DATA

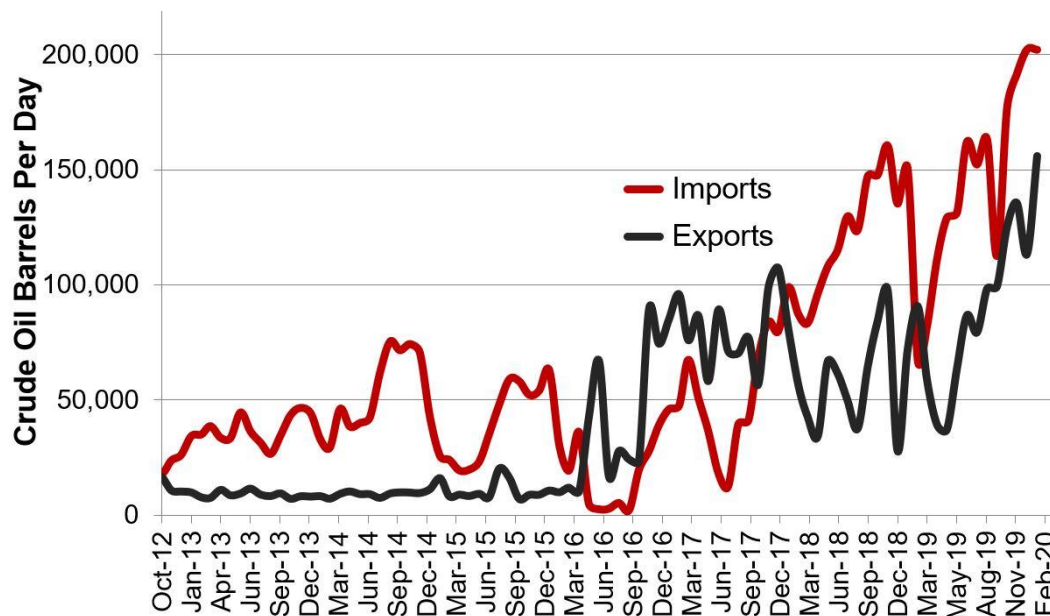
Estimated North Dakota Rail Export Volumes



Estimated Williston Basin Oil Transportation

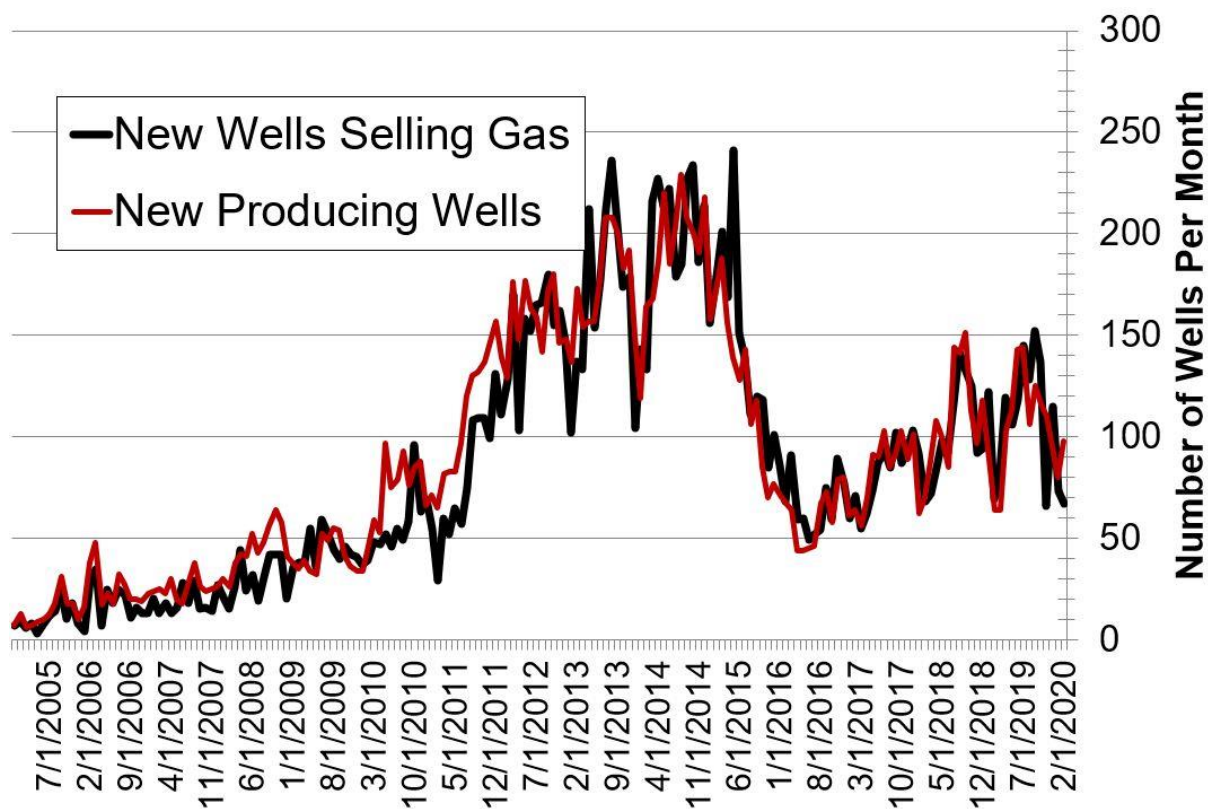


Williston Basin Truck/Rail Imports and Exports with Canada



Data for imports/exports chart is provided by the US International Trade Commission and represents traffic across US/Canada border in the Williston Basin area.

New Gas Sales Wells per Month



US Williston Basin Oil Production, BOPD

2019

MONTH	ND	EASTERN MT*	SD	TOTAL
January	1,403,891	57,567	3,341	1,464,799
February	1,336,674	54,637	3,401	1,394,712
March	1,394,124	56,526	3,314	1,453,964
April	1,392,564	63,707	3,283	1,459,554
May	1,395,018	62,512	3,124	1,460,654
June	1,425,210	59,158	3,152	1,487,520
July	1,445,864	55,098	3,129	1,504,090
August	1,481,008	54,923	3,149	1,539,080
September	1,443,964	55,516	3,087	1,502,567
October	1,518,588	59,107	3,083	1,580,778
November	1,519,037	58,702	3,208	1,580,947
December	1,476,777	55,520	3,087	1,535,384

2020

MONTH	ND	EASTERN MT*	SD	TOTAL
January	1,430,511		3,091	
February	1,451,029			
March				
April				
May				
June				
July				
August				
September				
October				
November				
December				

* Eastern Montana production composed of the following Counties: Carter, Daniels, Dawson, Fallon, McCone, Powder River, Prairie, Richland, Roosevelt, Sheridan, Valley, Wibaux