



MONTHLY UPDATE

JUNE 2020 PRODUCTION & TRANSPORTATION

Published: August 14, 2020
Justin J. Kringstad, Director
North Dakota Pipeline Authority
Office: 701.220.6227
www.northdakotapipelines.com

MONTHLY UPDATE

JUNE 2020 PRODUCTION & TRANSPORTATION

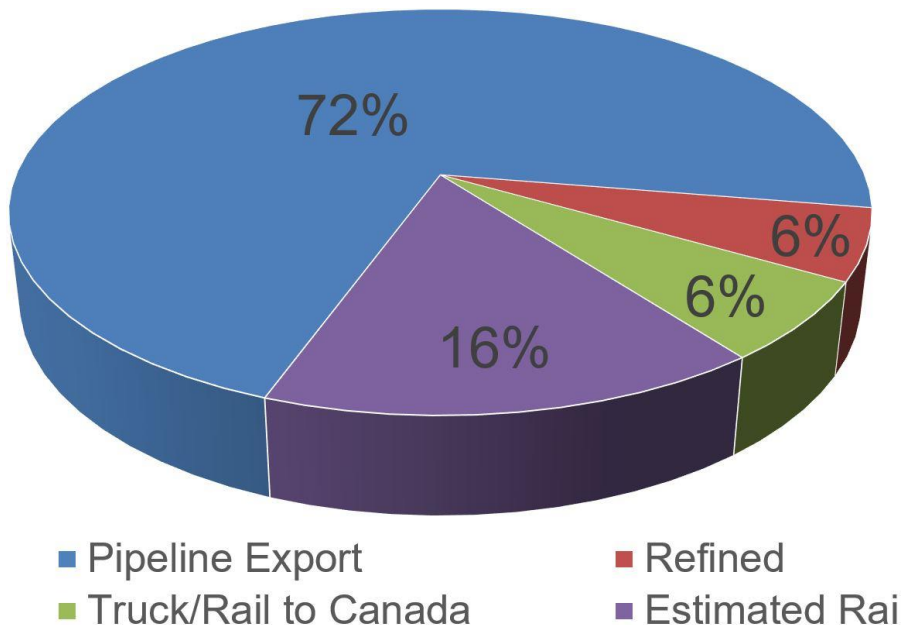
North Dakota Oil Production

Month	Monthly Total, BBL	Average, BOPD
May 2020 - Final	26,640,218	859,362
June 2020 - Prelim.	26,703,268	890,109

North Dakota Natural Gas Production

Month	Monthly Total, MCF	Average, MCFD
May 2020 - Final	59,771,779	1,928,122
June 2020 - Prelim.	59,198,681	1,973,289

Estimated Williston Basin Oil Transportation, June 2020



CURRENT DRILLING ACTIVITY:

NORTH DAKOTA¹

12 Rigs

EASTERN MONTANA²

0 Rigs

SOUTH DAKOTA²

0 Rigs

SOURCE (AUG 14, 2020):

1. ND Oil & Gas Division
2. Baker Hughes

PRICES:

Crude (WTI): \$42.13

Crude (Brent): \$44.83

NYMEX Gas: \$2.35

SOURCE: BLOOMBERG (AUG 14, 2020)

GAS STATS*

89% CAPTURED & SOLD

8% FLARED DUE TO CHALLENGES OR CONSTRAINTS ON EXISTING GATHERING SYSTEMS

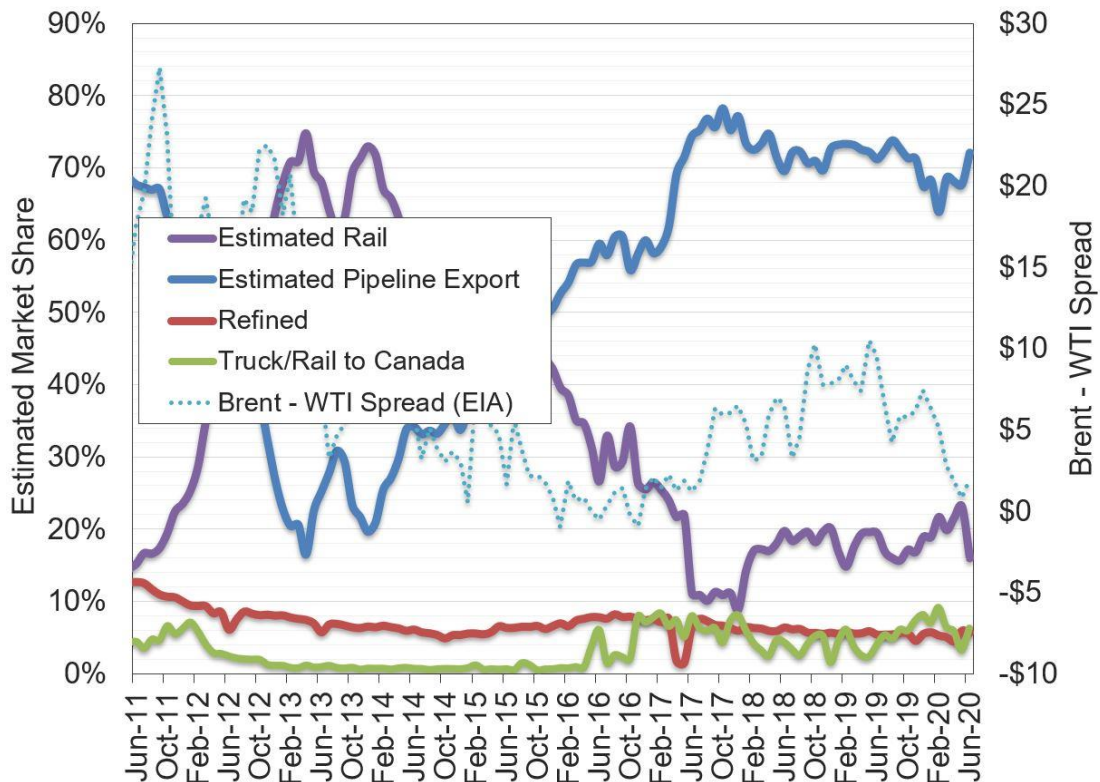
3% FLARED FROM WELL WITH ZERO SALES

*JUNE 2020 NON-CONF DATA

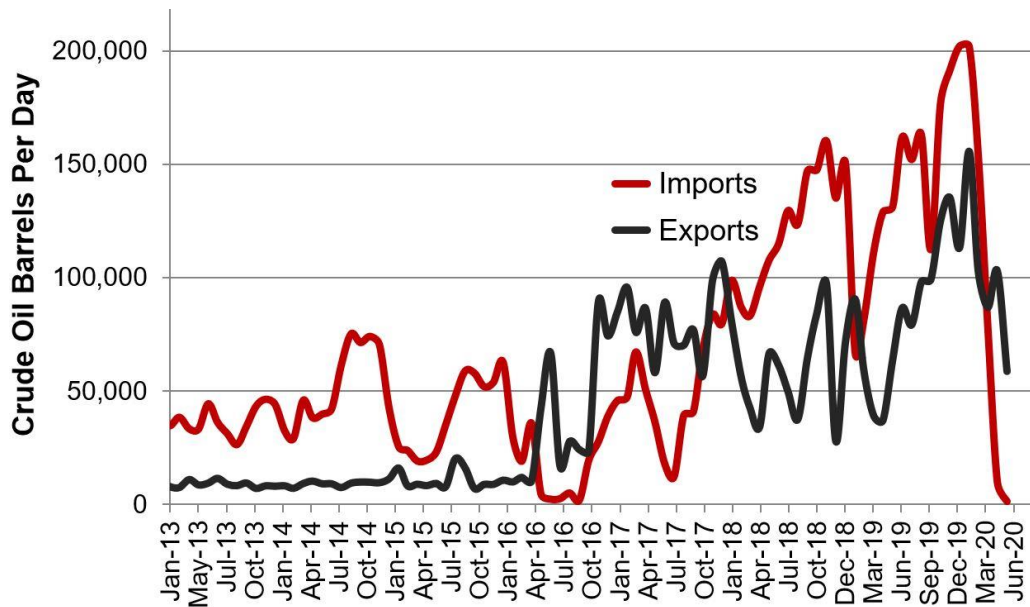
Estimated North Dakota Rail Export Volumes



Estimated Williston Basin Oil Transportation

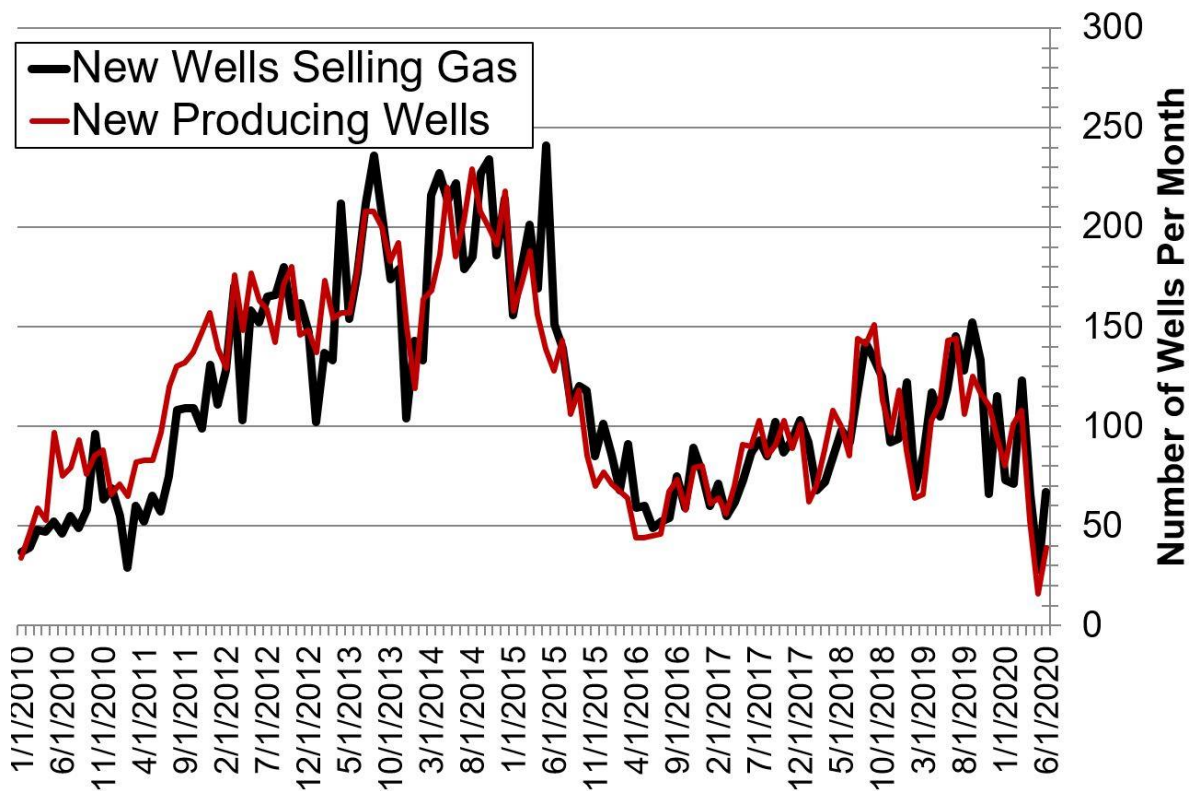


Williston Basin Truck/Rail Imports and Exports with Canada



Data for imports/exports chart is provided by the US International Trade Commission and represents traffic across US/Canada border in the Williston Basin area.

New Gas Sales Wells per Month



US Williston Basin Oil Production, BOPD

2019

MONTH	ND	EASTERN MT*	SD	TOTAL
January	1,403,891	57,567	3,341	1,464,799
February	1,336,674	54,645	3,401	1,394,720
March	1,394,124	56,533	3,314	1,453,971
April	1,392,564	63,715	3,283	1,459,562
May	1,395,018	62,512	3,124	1,460,654
June	1,425,210	59,158	3,152	1,487,520
July	1,445,864	55,103	3,129	1,504,096
August	1,481,008	54,944	3,149	1,539,101
September	1,443,964	55,545	3,087	1,502,596
October	1,518,588	59,108	3,083	1,580,779
November	1,519,037	62,115	3,208	1,584,361
December	1,475,685	59,847	3,087	1,538,620

2020

MONTH	ND	EASTERN MT*	SD	TOTAL
January	1,430,521	57,396	3,091	1,491,007
February	1,503,591	55,354	3,070	1,562,015
March	1,429,501	57,677	2,946	1,490,124
April	1,221,019	49,014	2,610	1,272,643
May	859,362	36,983	2,466	898,811
June	890,109			
July				
August				
September				
October				
November				
December				

* Eastern Montana production composed of the following Counties: Carter, Daniels, Dawson, Fallon, McCone, Powder River, Prairie, Richland, Roosevelt, Sheridan, Valley, Wibaux