



MONTHLY UPDATE

FEBRUARY 2021 PRODUCTION & TRANSPORTATION

Published: April 15, 2021
Justin J. Kringstad, Director
North Dakota Pipeline Authority
Office: 701.220.6227
www.northdakotapipelines.com

MONTHLY UPDATE

FEBRUARY 2021 PRODUCTION & TRANSPORTATION

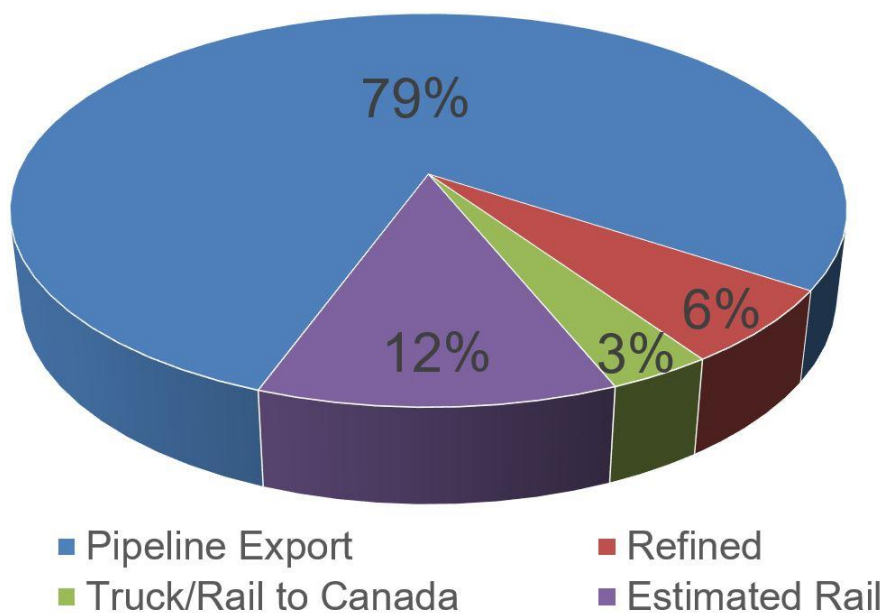
North Dakota Oil Production

Month	Monthly Total, BBL	Average, BOPD
Jan. 2021 - Final	35,568,679	1,147,377
Feb. 2021 - Prelim.	30,324,555	1,083,020

North Dakota Natural Gas Production

Month	Monthly Total, MCF	Average, MCFD
Jan. 2021 - Final	88,327,784	2,849,283
Feb. 2021 - Prelim.	75,710,555	2,703,948

Estimated Williston Basin Oil Transportation, Feb. 2021



CURRENT DRILLING ACTIVITY:

NORTH DAKOTA¹

17 Rigs

EASTERN MONTANA²

0 Rigs

SOUTH DAKOTA²

0 Rigs

SOURCE (APR 15, 2021):

1. ND Oil & Gas Division
2. Baker Hughes

PRICES:

Crude (WTI): \$63.33

Crude (Brent): \$66.86

NYMEX Gas: \$2.67

SOURCE: BLOOMBERG
(APR 15, 2021)

GAS STATS*

92% CAPTURED & SOLD

6% FLARED DUE TO
CHALLENGES OR
CONSTRAINTS ON EXISTING
GATHERING SYSTEMS

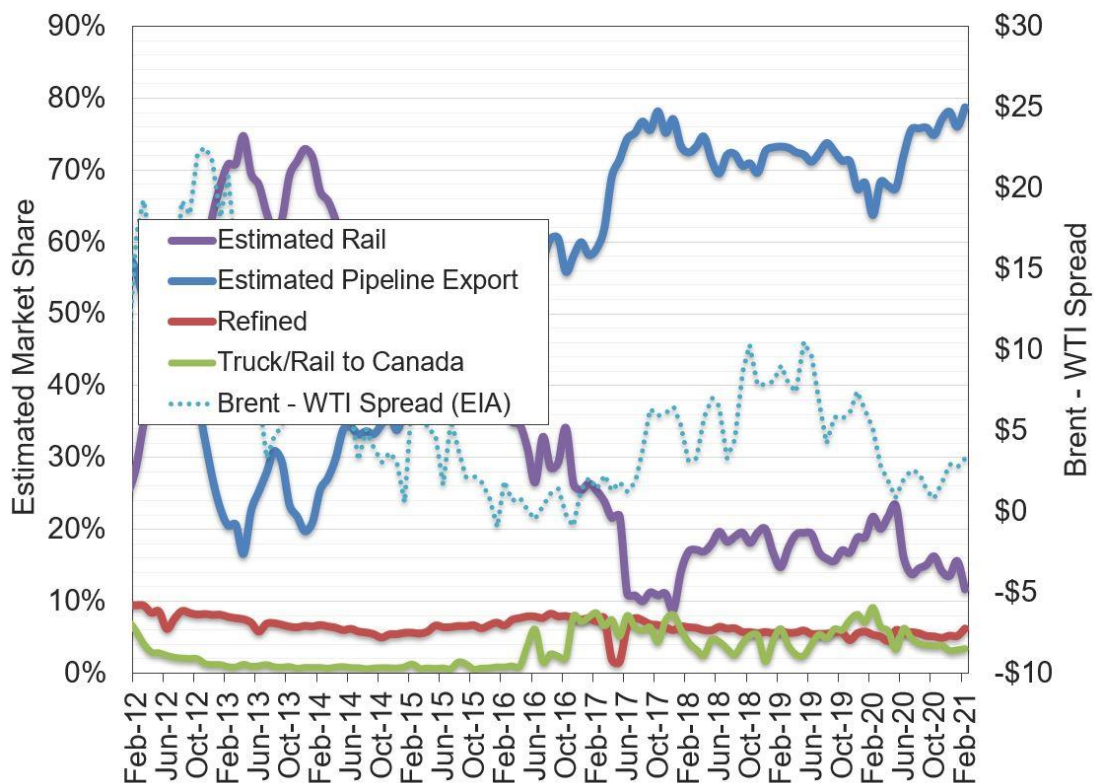
2% FLARED FROM WELL
WITH ZERO SALES

*FEBRUARY 2021 NON-CONF
DATA

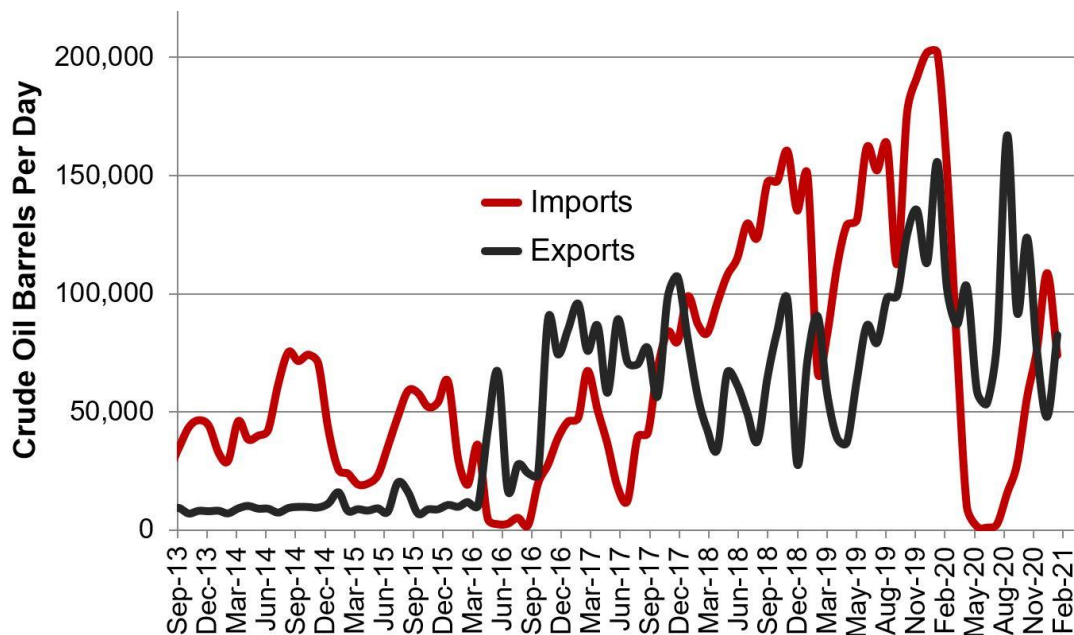
Estimated North Dakota Rail Export Volumes



Estimated Williston Basin Oil Transportation

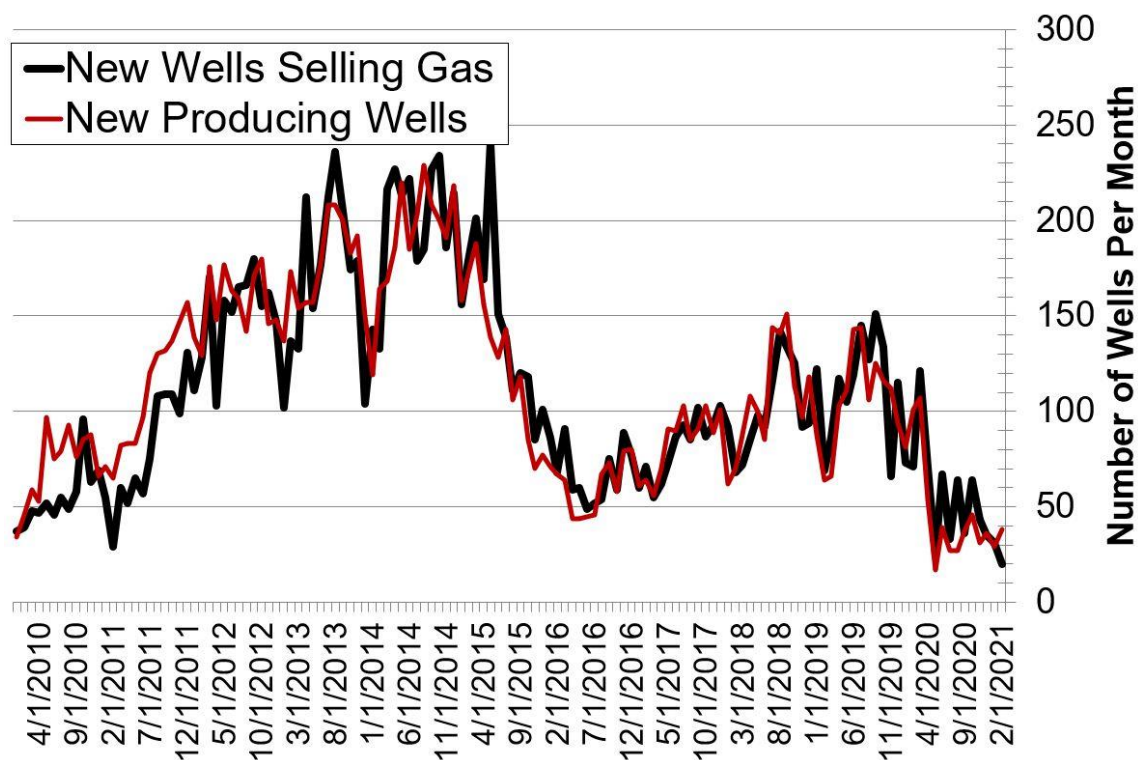


Williston Basin Truck/Rail Imports and Exports with Canada



Data for imports/exports chart is provided by the US International Trade Commission and represents traffic across US/Canada border in the Williston Basin area.

New Gas Sales Wells per Month



US Williston Basin Oil Production, BOPD

2020

MONTH	ND	EASTERN MT*	SD	TOTAL
January	1,431,679	57,435	3,091	1,492,205
February	1,507,069	55,413	3,070	1,565,552
March	1,435,200	57,699	2,946	1,495,845
April	1,225,476	49,025	2,610	1,277,111
May	862,254	37,066	2,466	901,786
June	895,208	42,807	2,680	940,695
July	1,043,089	48,374	3,435	1,094,898
August	1,166,242	46,910	2,807	1,215,959
September	1,224,008	47,086	2,837	1,273,931
October	1,244,056	46,445	2,749	1,293,250
November	1,226,409	45,094	2,798	1,274,301
December	1,191,429	44,048	2,827	1,238,304

2021

MONTH	ND	EASTERN MT*	SD	TOTAL
January	1,147,377	39,390	2,888	1,189,654
February	1,083,020			
March				
April				
May				
June				
July				
August				
September				
October				
November				
December				

* Eastern Montana production composed of the following Counties: Carter, Daniels, Dawson, Fallon, McCone, Powder River, Prairie, Richland, Roosevelt, Sheridan, Valley, Wibaux