



# **MONTHLY UPDATE**

## **MARCH 2021 PRODUCTION & TRANSPORTATION**

Published: May 14, 2021

Justin J. Kringstad, Director

North Dakota Pipeline Authority

Office: 701.220.6227

[www.northdakotapipelines.com](http://www.northdakotapipelines.com)

# MONTHLY UPDATE

## MARCH 2021 PRODUCTION & TRANSPORTATION

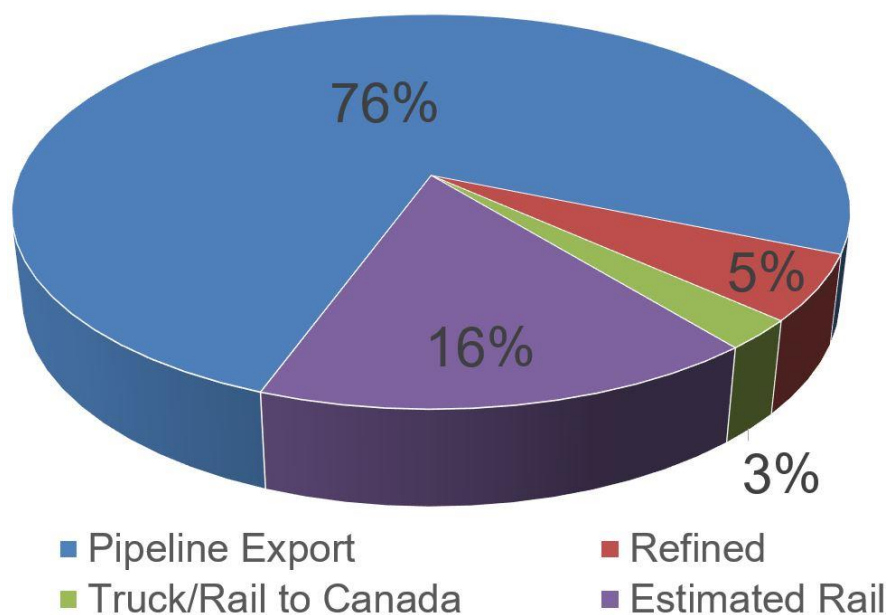
### North Dakota Oil Production

Month	Monthly Total, BBL	Average, BOPD
Feb. 2021 - Final	30,339,513	1,083,554
Mar. 2021 - Prelim.	34,361,668	1,108,441

### North Dakota Natural Gas Production

Month	Monthly Total, MCF	Average, MCFD
Feb. 2021 - Final	75,735,507	2,704,840
Mar. 2021 - Prelim.	89,236,535	2,878,598

### Estimated Williston Basin Oil Transportation, Mar. 2021



## CURRENT DRILLING ACTIVITY:

### NORTH DAKOTA<sup>1</sup>

18 Rigs

### EASTERN MONTANA<sup>2</sup>

0 Rigs

### SOUTH DAKOTA<sup>2</sup>

0 Rigs

### SOURCE (MAY 14, 2021):

1. ND Oil & Gas Division
2. Baker Hughes

## PRICES:

Crude (WTI): \$65.25

Crude (Brent): \$68.54

NYMEX Gas: \$2.96

SOURCE: BLOOMBERG  
(MAY 14, 2021)

## GAS STATS\*

94% CAPTURED & SOLD

4% FLARED DUE TO  
CHALLENGES OR  
CONSTRAINTS ON EXISTING  
GATHERING SYSTEMS

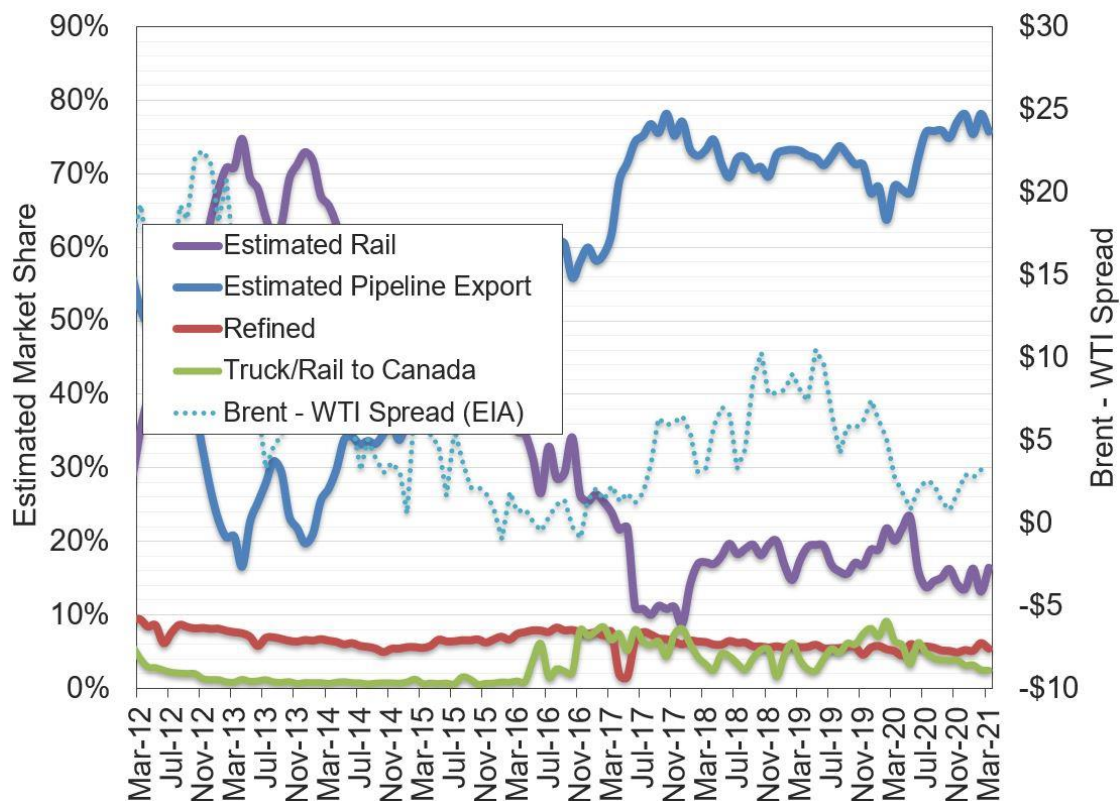
2% FLARED FROM WELL  
WITH ZERO SALES

\*MARCH 2021 NON-CONF  
DATA

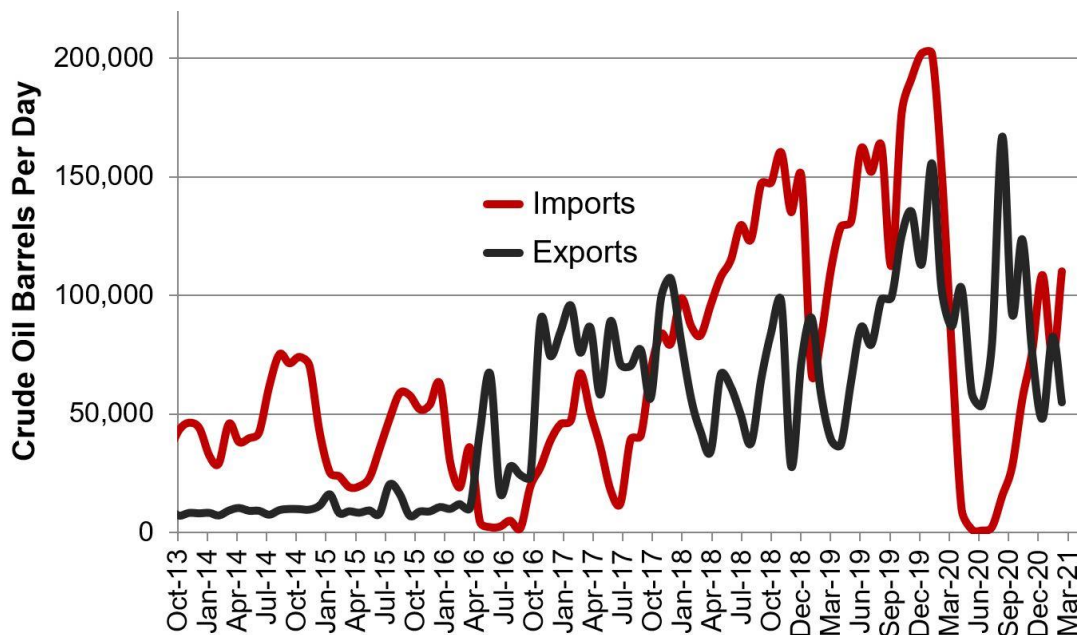
## Estimated North Dakota Rail Export Volumes



## Estimated Williston Basin Oil Transportation



## Williston Basin Truck/Rail Imports and Exports with Canada



## US Williston Basin Oil Production, BOPD

### 2020

MONTH	ND	EASTERN MT*	SD	TOTAL
January	1,431,679	57,450	3,091	1,492,220
February	1,507,069	55,413	3,070	1,565,552
March	1,435,200	57,707	2,946	1,495,852
April	1,225,476	49,053	2,610	1,277,139
May	862,254	37,066	2,466	901,786
June	895,208	42,807	2,680	940,695
July	1,043,089	48,374	3,435	1,094,898
August	1,166,242	46,910	2,807	1,215,959
September	1,224,008	47,086	2,837	1,273,931
October	1,244,056	46,445	2,749	1,293,250
November	1,226,409	45,094	2,798	1,274,301
December	1,191,429	44,372	2,827	1,238,628

### 2021

MONTH	ND	EASTERN MT*	SD	TOTAL
January	1,147,377	49,926	2,874	1,200,177
February	1,083,554	47,713	2,828	1,134,096
March	1,108,441			
April				
May				
June				
July				
August				
September				
October				
November				
December				

\* Eastern Montana production composed of the following Counties: Carter, Daniels, Dawson, Fallon, McCone, Powder River, Prairie, Richland, Roosevelt, Sheridan, Valley, Wibaux