



MONTHLY UPDATE

APRIL 2021 PRODUCTION & TRANSPORTATION

Published: June 14, 2021
Justin J. Kringstad, Director
North Dakota Pipeline Authority
Office: 701.220.6227
www.northdakotapipelines.com

MONTHLY UPDATE

APRIL 2021 PRODUCTION & TRANSPORTATION

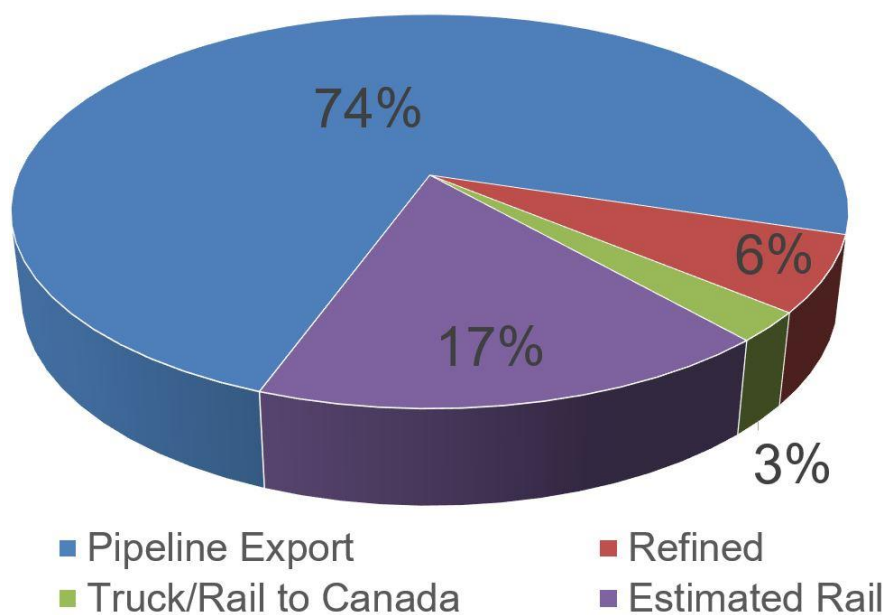
North Dakota Oil Production

Month	Monthly Total, BBL	Average, BOPD
Mar. 2021 - Final	34,376,074	1,108,906
Apr. 2021 - Prelim.	33,646,529	1,121,551

North Dakota Natural Gas Production

Month	Monthly Total, MCF	Average, MCFD
Mar. 2021 - Final	89,074,463	2,873,370
Apr. 2021 - Prelim.	88,898,778	2,963,293

Estimated Williston Basin Oil Transportation, Apr. 2021



CURRENT DRILLING ACTIVITY:

NORTH DAKOTA¹

19 Rigs

EASTERN MONTANA²

0 Rigs

SOUTH DAKOTA²

0 Rigs

SOURCE (JUNE 14, 2021):

1. ND Oil & Gas Division
2. Baker Hughes

PRICES:

Crude (WTI): \$70.89

Crude (Brent): \$72.79

NYMEX Gas: \$3.33

SOURCE: BLOOMBERG
(JUNE 14, 2021)

GAS STATS*

93% CAPTURED & SOLD

5% FLARED DUE TO
CHALLENGES OR
CONSTRAINTS ON EXISTING
GATHERING SYSTEMS

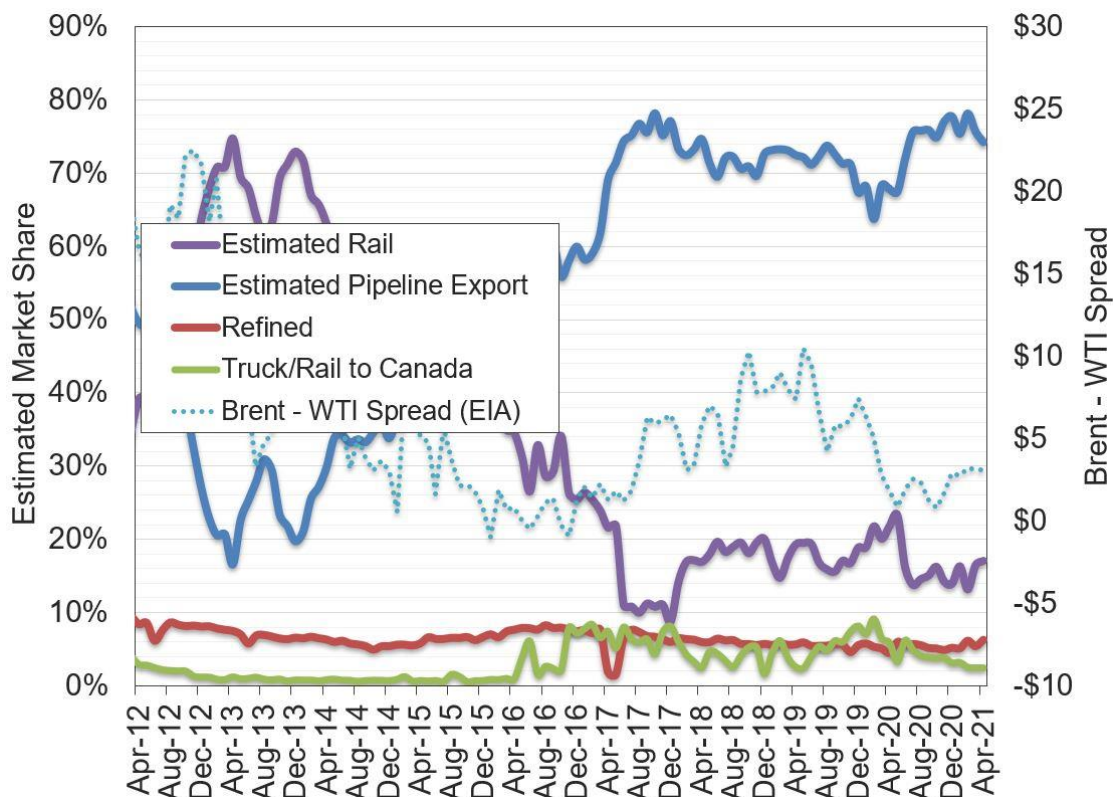
2% FLARED FROM WELL
WITH ZERO SALES

*APRIL 2021 NON-CONF
DATA

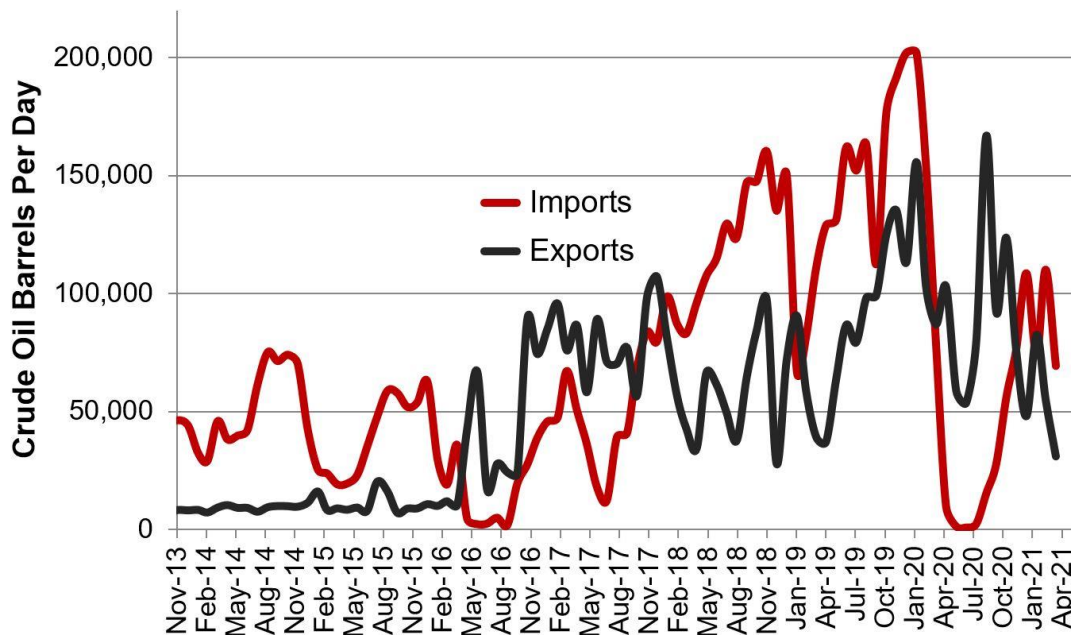
Estimated North Dakota Rail Export Volumes



Estimated Williston Basin Oil Transportation

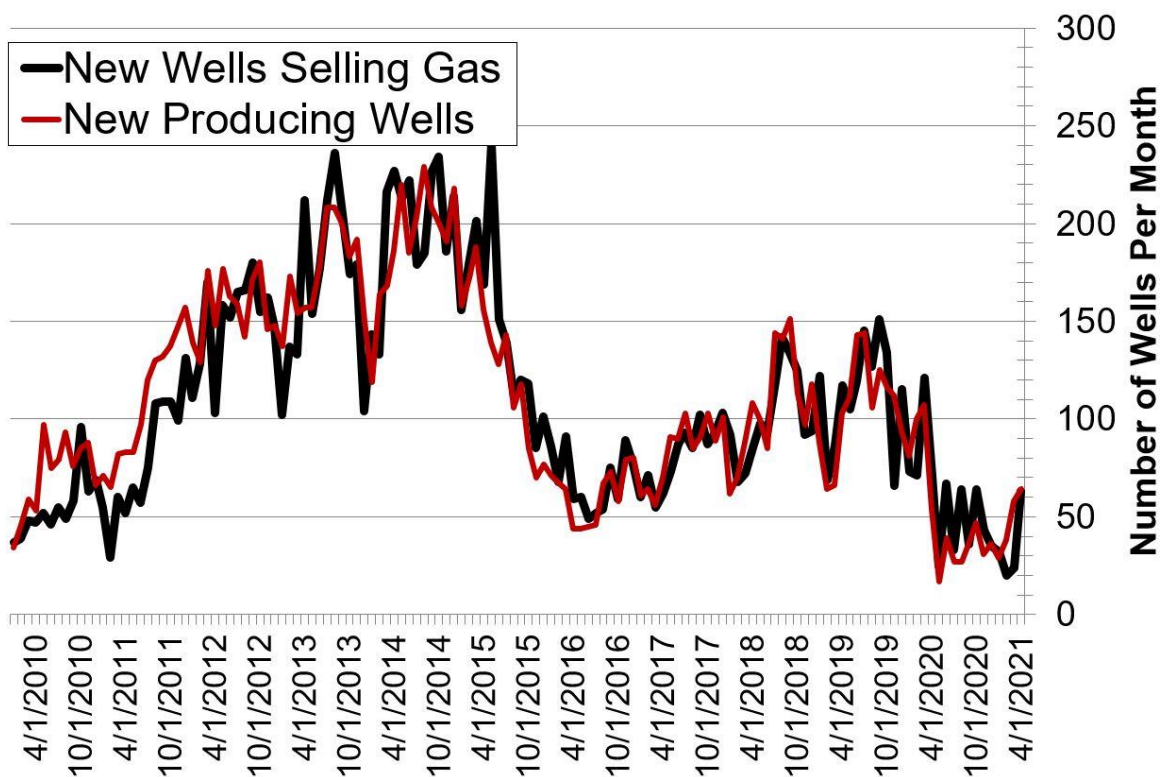


Williston Basin Truck/Rail Imports and Exports with Canada



Data for imports/exports chart is provided by the US International Trade Commission and represents traffic across US/Canada border in the Williston Basin area.

New Gas Sales Wells per Month



US Williston Basin Oil Production, BOPD

2020

MONTH	ND	EASTERN MT*	SD	TOTAL
January	1,431,679	57,460	3,091	1,492,230
February	1,507,069	55,425	3,070	1,565,563
March	1,435,200	57,718	2,946	1,495,864
April	1,225,476	49,054	2,610	1,277,140
May	862,254	37,066	2,466	901,786
June	895,208	42,853	2,680	940,742
July	1,043,089	48,415	3,435	1,094,939
August	1,166,242	46,925	2,807	1,215,973
September	1,224,008	47,128	2,837	1,273,973
October	1,244,056	46,505	2,749	1,293,310
November	1,226,409	45,121	2,798	1,274,327
December	1,191,429	44,498	2,827	1,238,754

2021

MONTH	ND	EASTERN MT*	SD	TOTAL
January	1,147,375	50,115	2,874	1,200,364
February	1,083,557	47,771	2,829	1,134,157
March	1,108,906	48,233	2,744	1,159,883
April	1,121,551			
May				
June				
July				
August				
September				
October				
November				
December				

* Eastern Montana production composed of the following Counties: Carter, Daniels, Dawson, Fallon, McCone, Powder River, Prairie, Richland, Roosevelt, Sheridan, Valley, Wibaux