



# **MONTHLY UPDATE**

## **MAY 2021 PRODUCTION & TRANSPORTATION**

Published: July 20, 2021

Justin J. Kringstad, Director

North Dakota Pipeline Authority

Office: 701.220.6227

[www.northdakotapipelines.com](http://www.northdakotapipelines.com)

# MONTHLY UPDATE

## MAY 2021 PRODUCTION & TRANSPORTATION

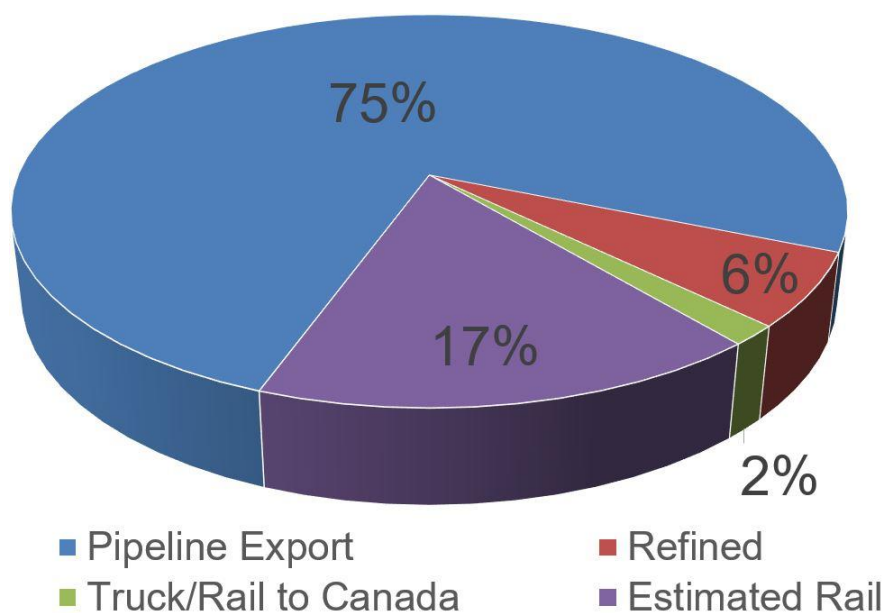
### North Dakota Oil Production

Month	Monthly Total, BBL	Average, BOPD
Apr. 2021 - Final	33,694,990	1,123,166
May 2021 - Prelim.	34,953,034	1,127,517

### North Dakota Natural Gas Production

Month	Monthly Total, MCF	Average, MCFD
Apr. 2021 - Final	88,470,160	2,949,005
May 2021 - Prelim.	92,411,537	2,981,017

### Estimated Williston Basin Oil Transportation, May 2021



## CURRENT DRILLING ACTIVITY:

### NORTH DAKOTA<sup>1</sup>

22 Rigs

### EASTERN MONTANA<sup>2</sup>

0 Rigs

### SOUTH DAKOTA<sup>2</sup>

0 Rigs

### SOURCE (JULY 20, 2021):

1. ND Oil & Gas Division
2. Baker Hughes

## PRICES:

Crude (WTI): \$66.95

Crude (Brent): \$69.25

NYMEX Gas: \$3.87

SOURCE: BLOOMBERG  
(JULY 20, 2021)

## GAS STATS\*

92% CAPTURED & SOLD

6% FLARED DUE TO  
CHALLENGES OR  
CONSTRAINTS ON EXISTING  
GATHERING SYSTEMS

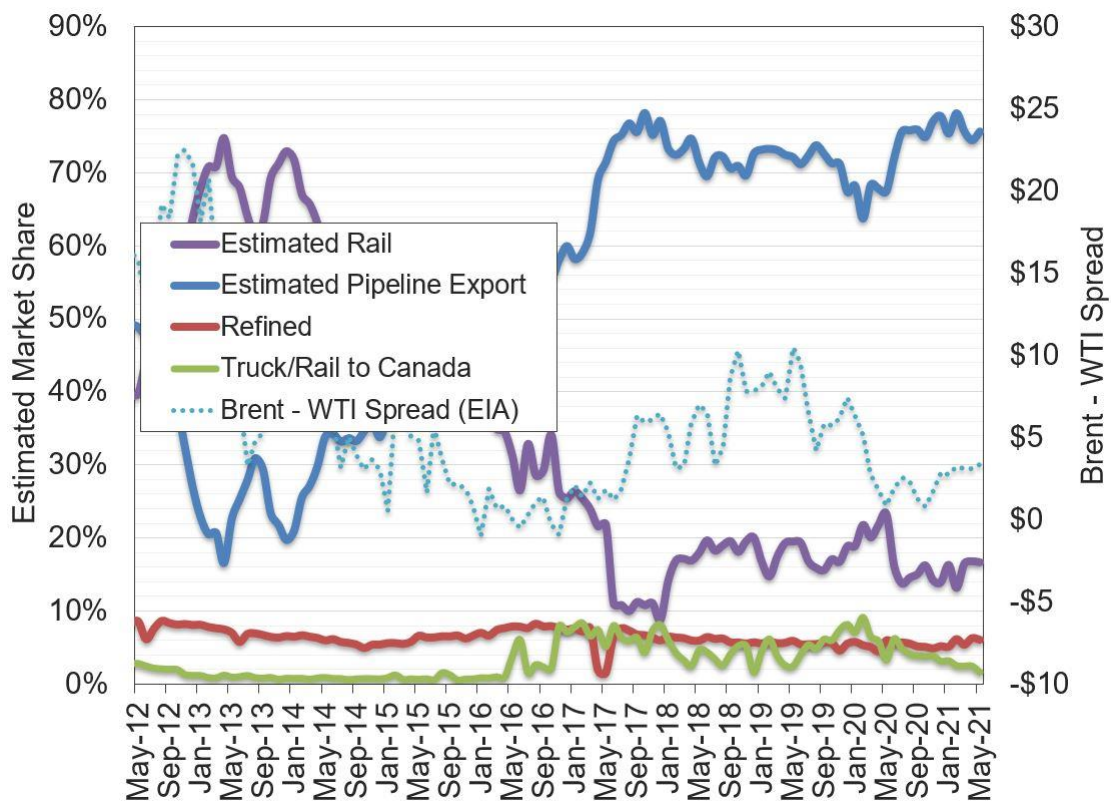
2% FLARED FROM WELL  
WITH ZERO SALES

\*MAY 2021 NON-CONF DATA

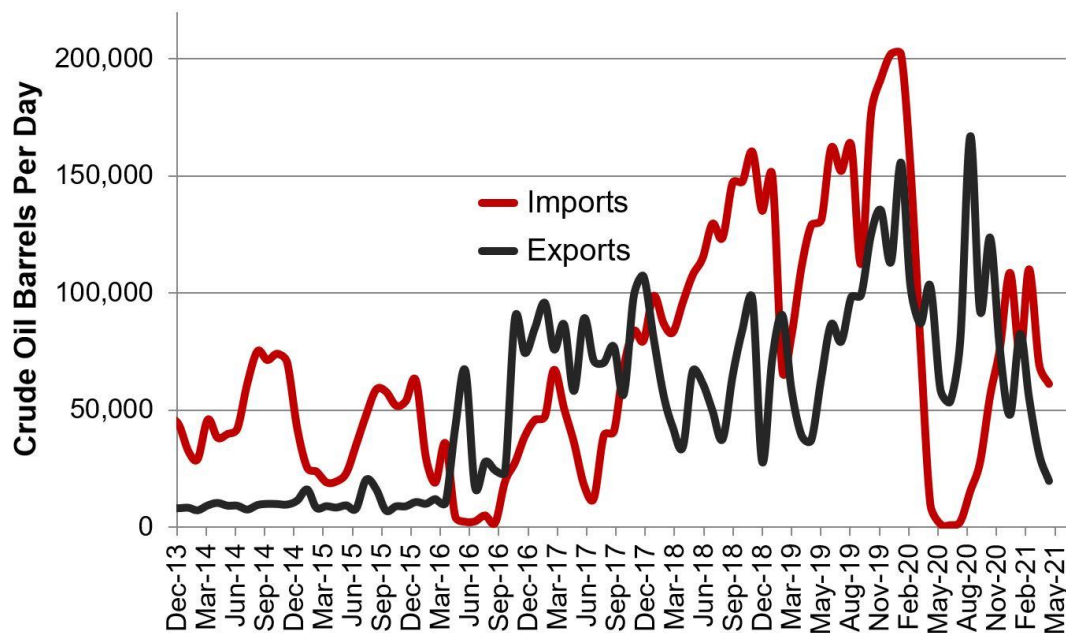
## Estimated North Dakota Rail Export Volumes



## Estimated Williston Basin Oil Transportation

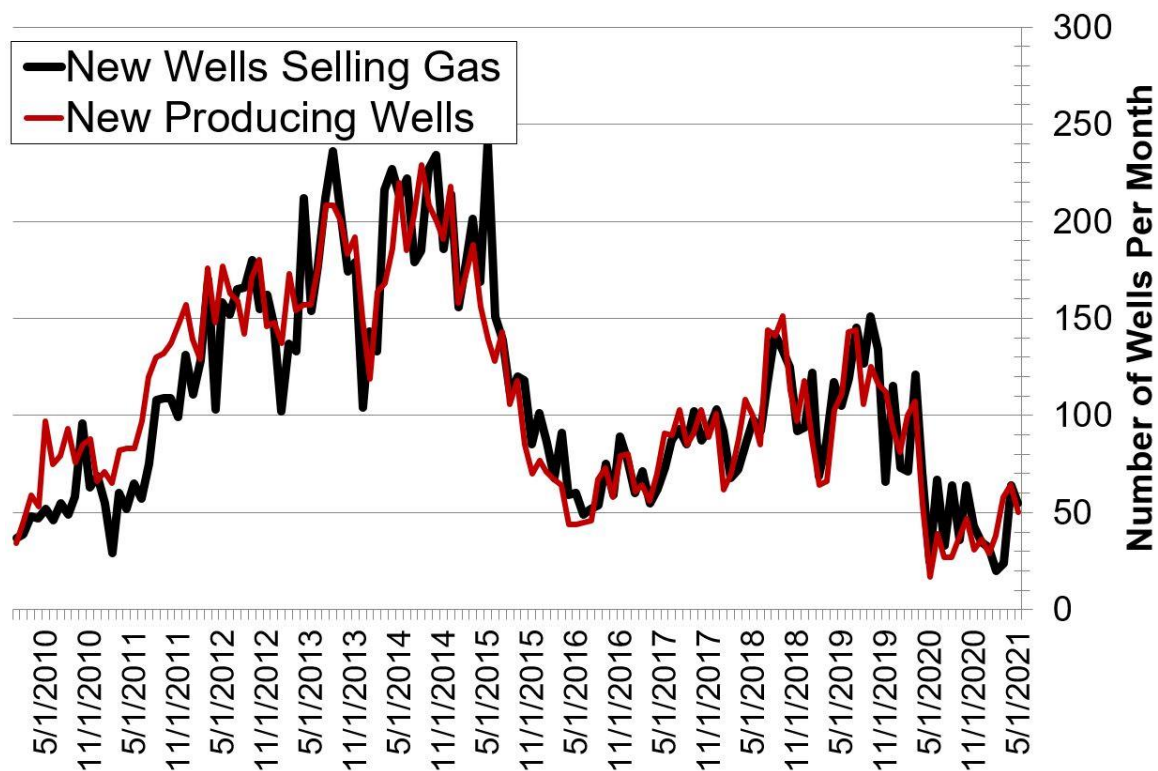


## Williston Basin Truck/Rail Imports and Exports with Canada



Data for imports/exports chart is provided by the US International Trade Commission and represents traffic across US/Canada border in the Williston Basin area.

## New Gas Sales Wells per Month



## US Williston Basin Oil Production, BOPD

### 2020

MONTH	ND	EASTERN MT*	SD	TOTAL
January	1,431,679	57,460	3,091	1,492,230
February	1,507,069	55,425	3,070	1,565,563
March	1,435,200	57,718	2,946	1,495,864
April	1,225,476	49,054	2,610	1,277,140
May	862,254	37,066	2,466	901,786
June	895,208	42,853	2,680	940,742
July	1,043,089	48,415	3,435	1,094,939
August	1,166,242	46,925	2,807	1,215,973
September	1,224,008	47,128	2,837	1,273,973
October	1,244,056	46,505	2,749	1,293,310
November	1,226,409	45,121	2,798	1,274,327
December	1,191,429	44,498	2,827	1,238,754

### 2021

MONTH	ND	EASTERN MT*	SD	TOTAL
January	1,147,375	50,115	2,874	1,200,364
February	1,083,557	47,889	2,829	1,134,275
March	1,108,906	48,265	2,744	1,159,914
April	1,123,166	38,381	2,644	1,164,191
May	1,127,517			
June				
July				
August				
September				
October				
November				
December				

\* Eastern Montana production composed of the following Counties: Carter, Daniels, Dawson, Fallon, McCone, Powder River, Prairie, Richland, Roosevelt, Sheridan, Valley, Wibaux