



MONTHLY UPDATE

AUGUST 2021 PRODUCTION & TRANSPORTATION

Published: October 13, 2021
Justin J. Kringstad, Director
North Dakota Pipeline Authority
Office: 701.220.6227
www.northdakotapipelines.com

MONTHLY UPDATE

AUGUST 2021 PRODUCTION & TRANSPORTATION

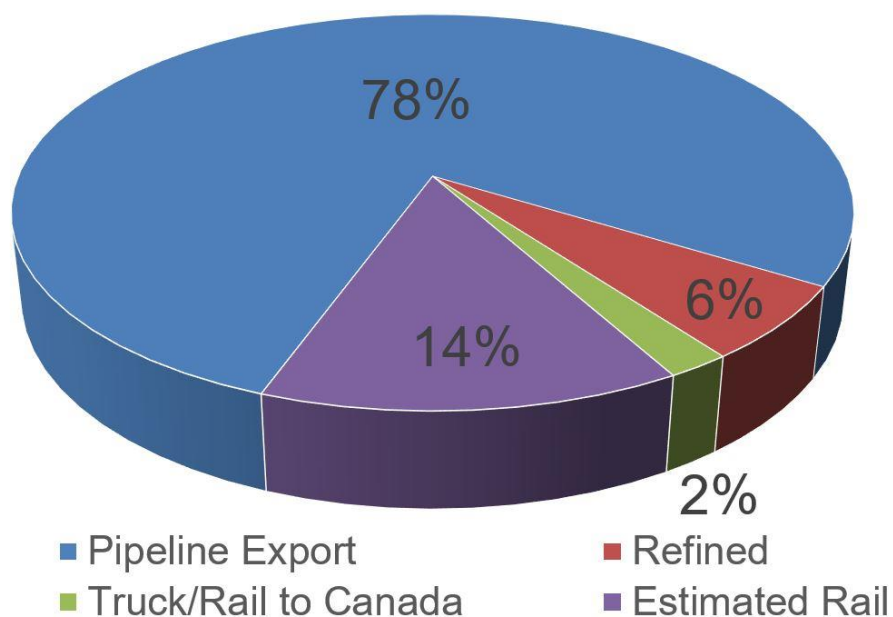
North Dakota Oil Production

Month	Monthly Total, BBL	Average, BOPD
July 2021 - Final	33,374,420	1,076,594
Aug. 2021 - Prelim.	34,323,696	1,107,216

North Dakota Natural Gas Production

Month	Monthly Total, MCF	Average, MCFD
July 2021 - Final	89,261,659	2,879,408
Aug. 2021 - Prelim.	91,774,175	2,960,457

Estimated Williston Basin Oil Transportation, Aug. 2021



CURRENT DRILLING ACTIVITY:

NORTH DAKOTA¹

30 Rigs

EASTERN MONTANA²

1 Rigs

SOUTH DAKOTA²

0 Rigs

SOURCE (OCT. 12, 2021):

1. ND Oil & Gas Division
2. Baker Hughes

PRICES:

Crude (WTI): \$80.58

Crude (Brent): \$83.36

NYMEX Gas: \$5.42

**SOURCE: BLOOMBERG
(OCT 12, 2021)**

GAS STATS*

92% CAPTURED & SOLD

6% FLARED DUE TO
CHALLENGES OR
CONSTRAINTS ON EXISTING
GATHERING SYSTEMS

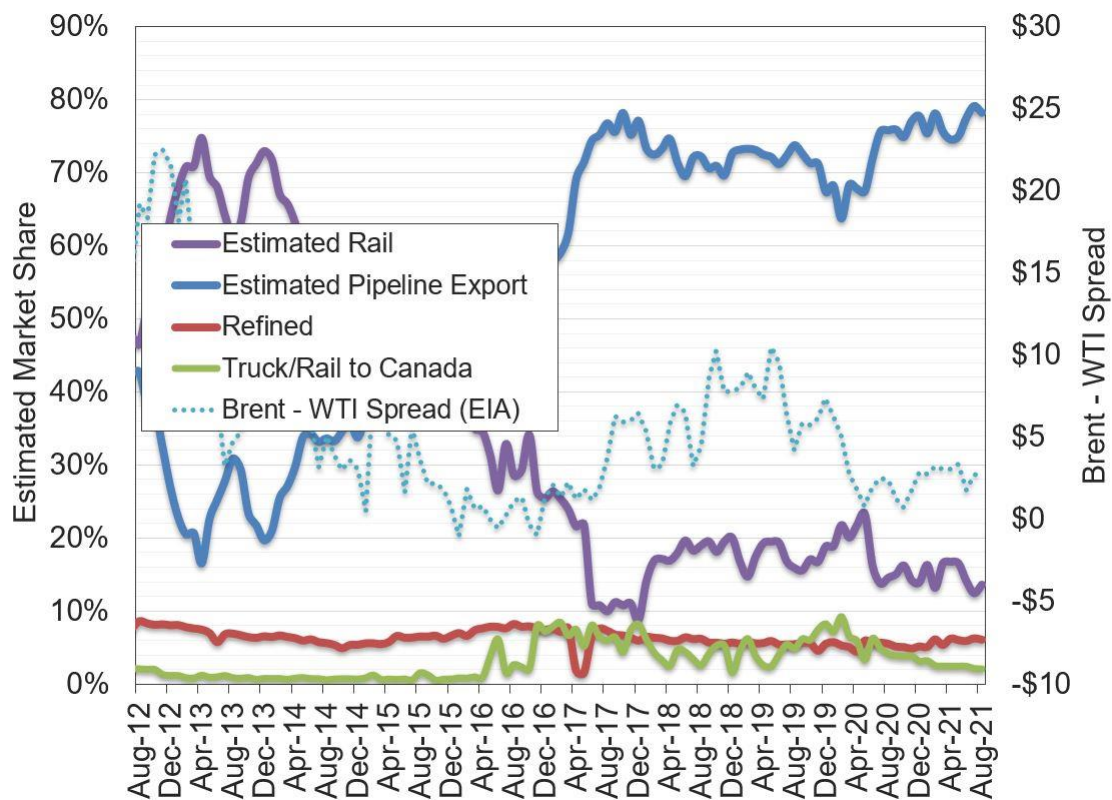
2% FLARED FROM WELL
WITH ZERO SALES

*AUG. 2021 NON-CONF DATA

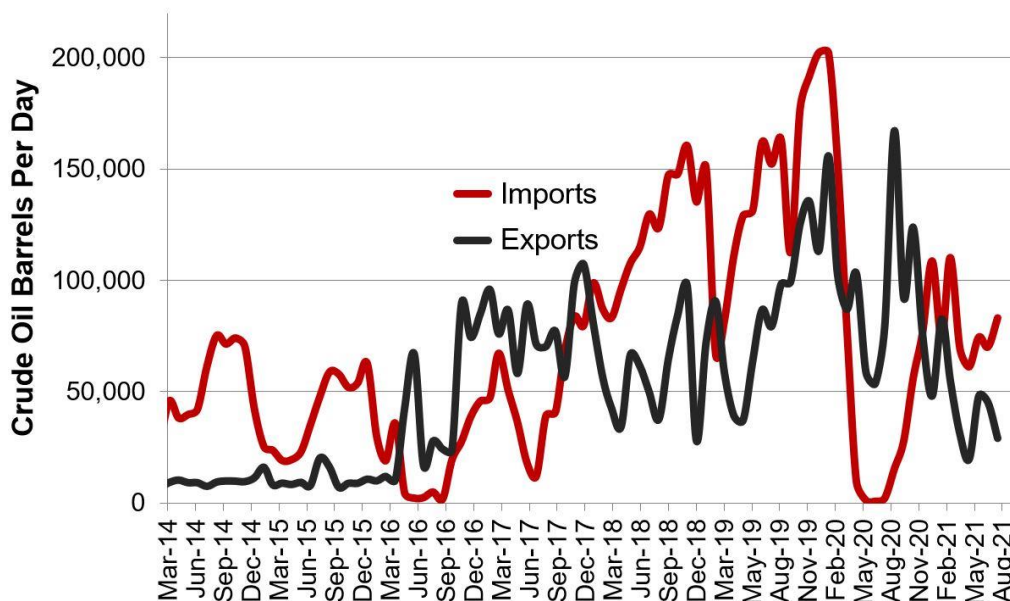
Estimated North Dakota Rail Export Volumes



Estimated Williston Basin Oil Transportation

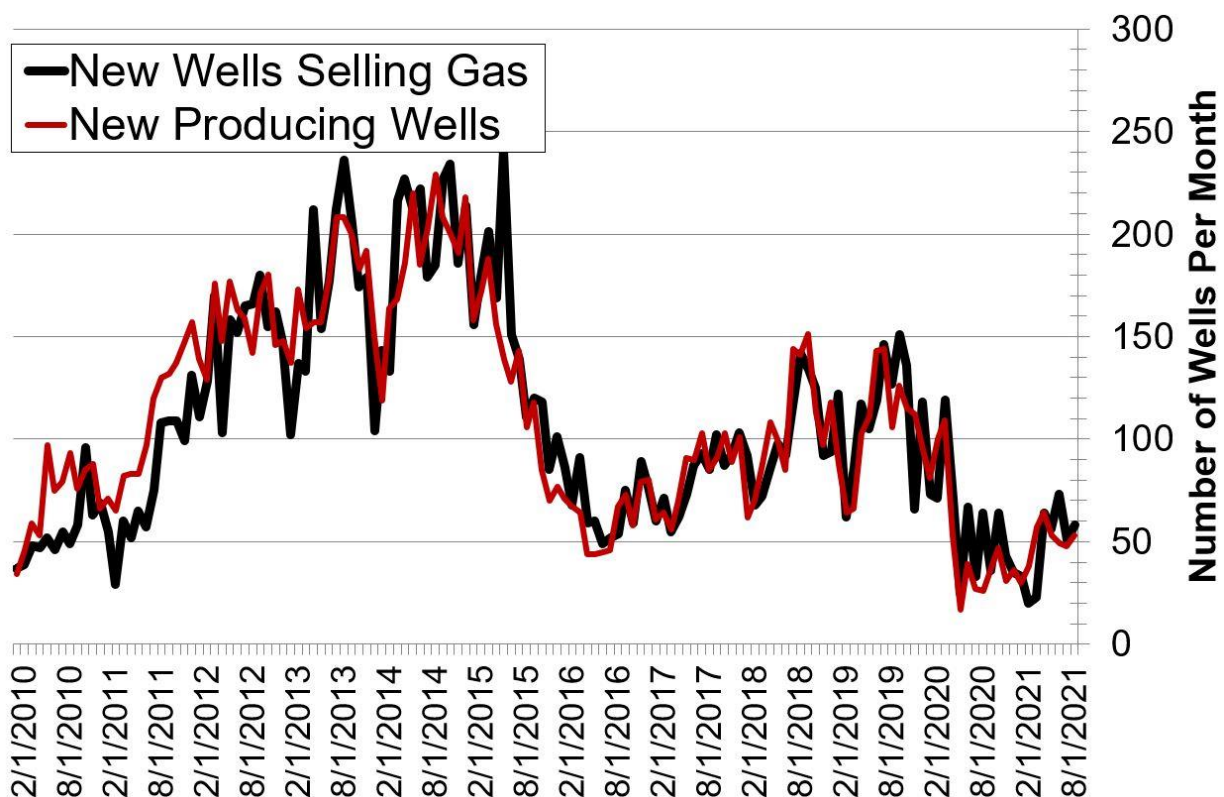


Williston Basin Truck/Rail Imports and Exports with Canada



Data for imports/exports chart is provided by the US International Trade Commission and represents traffic across US/Canada border in the Williston Basin area.

New Gas Sales Wells per Month



US Williston Basin Oil Production, BOPD

2020

MONTH	ND	EASTERN MT*	SD	TOTAL
January	1,431,679	57,460	3,091	1,492,230
February	1,507,069	55,425	3,070	1,565,563
March	1,435,200	57,718	2,946	1,495,864
April	1,225,476	49,054	2,610	1,277,140
May	862,254	37,066	2,466	901,786
June	895,208	42,853	2,680	940,742
July	1,043,089	48,415	3,435	1,094,939
August	1,166,242	46,925	2,807	1,215,973
September	1,224,008	47,128	2,837	1,273,973
October	1,244,056	46,505	2,749	1,293,310
November	1,226,409	45,121	2,798	1,274,327
December	1,191,429	44,500	2,827	1,238,756

2021

MONTH	ND	EASTERN MT*	SD	TOTAL
January	1,147,464	50,140	2,874	1,200,477
February	1,083,716	47,971	2,828	1,134,516
March	1,108,918	49,279	2,744	1,160,941
April	1,123,166	48,203	2,644	1,174,013
May	1,128,042	46,620	2,640	1,177,302
June	1,133,498	43,429	3,103	1,180,030
July	1,076,594	40,631	2,884	1,120,109
August	1,107,216			
September				
October				
November				
December				

* Eastern Montana production composed of the following Counties: Carter, Daniels, Dawson, Fallon, McCone, Powder River, Prairie, Richland, Roosevelt, Sheridan, Valley, Wibaux