



MONTHLY UPDATE

NOVEMBER 2021 PRODUCTION & TRANSPORTATION

Published: November 16, 2021

Justin J. Kringstad, Director

North Dakota Pipeline Authority

Office: 701.220.6227

www.northdakotapipelines.com

MONTHLY UPDATE

NOVEMBER 2021 PRODUCTION & TRANSPORTATION

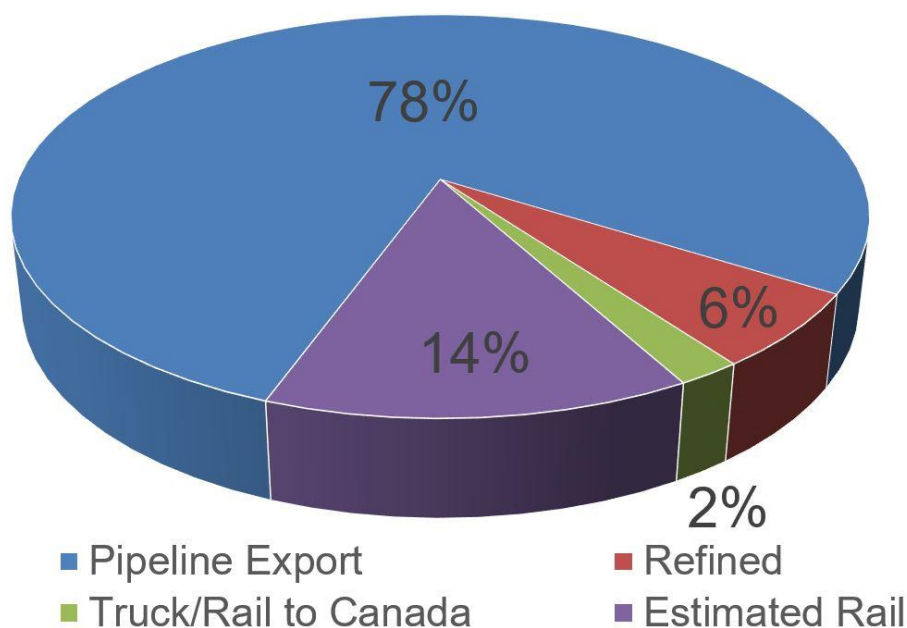
North Dakota Oil Production

Month	Monthly Total, BBL	Average, BOPD
Aug. 2021 - Final	34,328,132	1,107,359
Sep. 2021 - Prelim.	33,402,299	1,113,410

North Dakota Natural Gas Production

Month	Monthly Total, MCF	Average, MCFD
Aug. 2021 - Final	91,804,467	2,961,434
Sep. 2021 - Prelim.	90,467,024	3,015,567

Estimated Williston Basin Oil Transportation, Sep. 2021



CURRENT DRILLING ACTIVITY:

NORTH DAKOTA¹

34 Rigs

EASTERN MONTANA²

1 Rigs

SOUTH DAKOTA²

0 Rigs

SOURCE (NOV. 16, 2021):

1. ND Oil & Gas Division
2. Baker Hughes

PRICES:

Crude (WTI): \$80.91

Crude (Brent): \$82.57

NYMEX Gas: \$5.25

SOURCE: BLOOMBERG
(NOV 16, 2021)

GAS STATS*

94% CAPTURED & SOLD

4% FLARED DUE TO
CHALLENGES OR
CONSTRAINTS ON EXISTING
GATHERING SYSTEMS

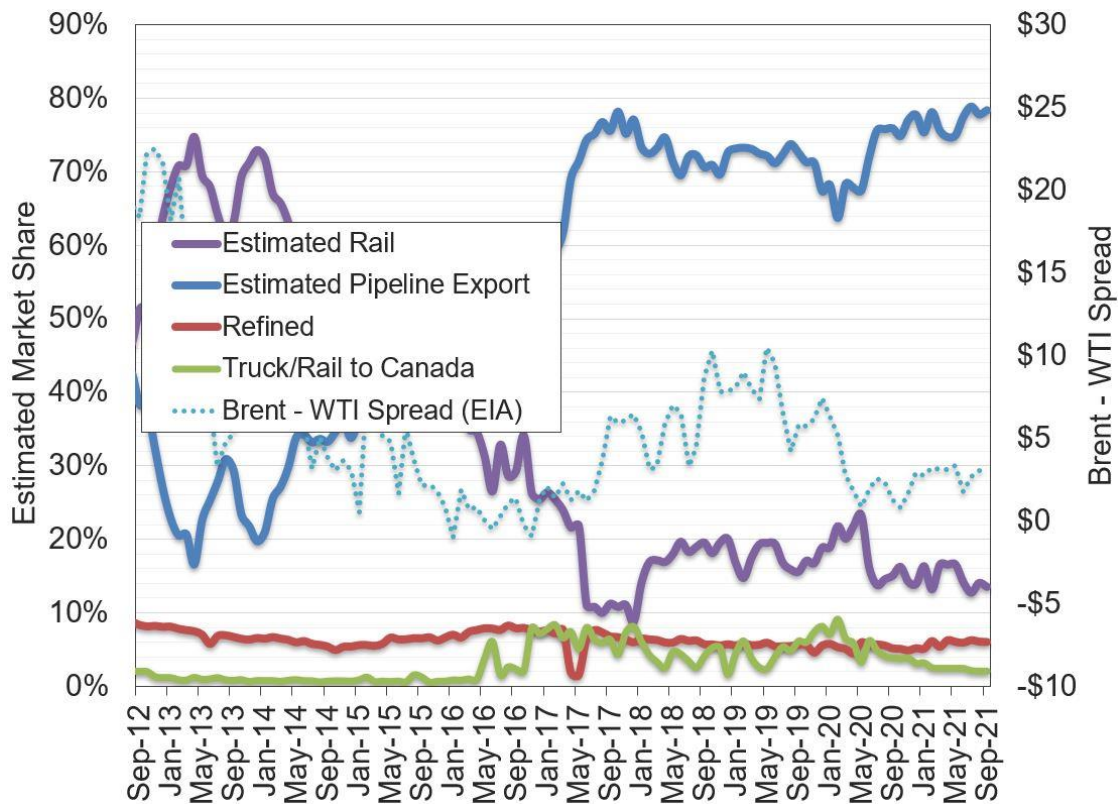
2% FLARED FROM WELL
WITH ZERO SALES

*SEP. 2021 NON-CONF DATA

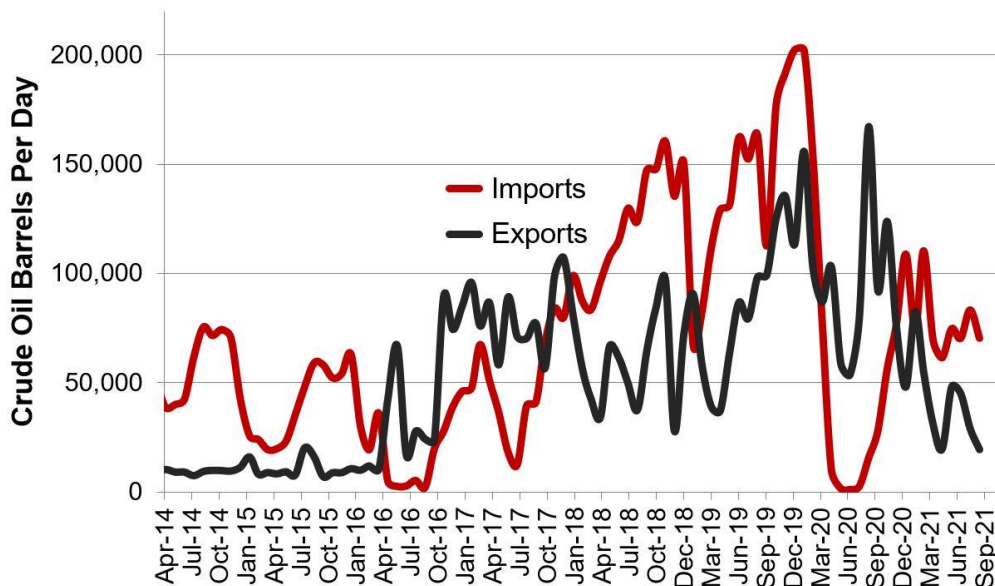
Estimated North Dakota Rail Export Volumes



Estimated Williston Basin Oil Transportation

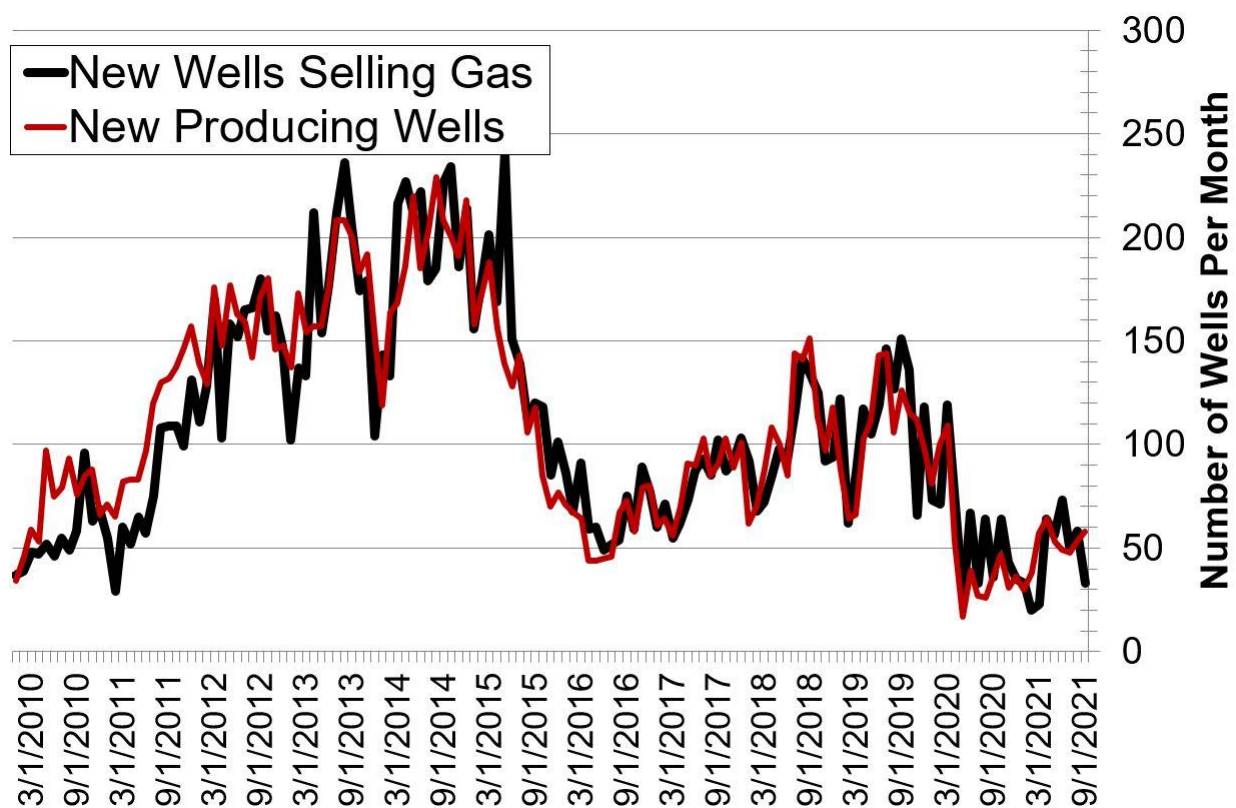


Williston Basin Truck/Rail Imports and Exports with Canada



Data for imports/exports chart is provided by the US International Trade Commission and represents traffic across US/Canada border in the Williston Basin area.

New Gas Sales Wells per Month



US Williston Basin Oil Production, BOPD

2020

MONTH	ND	EASTERN MT*	SD	TOTAL
January	1,431,679	57,460	3,091	1,492,230
February	1,507,069	55,425	3,070	1,565,563
March	1,435,200	57,718	2,946	1,495,864
April	1,225,476	49,054	2,610	1,277,140
May	862,254	37,066	2,466	901,786
June	895,208	42,853	2,680	940,742
July	1,043,089	48,415	3,435	1,094,939
August	1,166,242	46,925	2,807	1,215,973
September	1,224,008	47,128	2,837	1,273,973
October	1,244,056	46,505	2,749	1,293,310
November	1,226,409	45,121	2,798	1,274,327
December	1,191,429	44,500	2,827	1,238,756

2021

MONTH	ND	EASTERN MT*	SD	TOTAL
January	1,147,711	50,140	2,874	1,200,724
February	1,083,778	47,971	2,828	1,134,578
March	1,108,979	49,256	2,744	1,160,979
April	1,120,283	48,203	2,644	1,171,130
May	1,128,338	46,662	2,640	1,177,640
June	1,133,494	43,481	3,103	1,180,079
July	1,077,777	43,071	2,884	1,123,732
August	1,107,359	46,518	2,892	1,156,769
September	1,113,410			
October				
November				
December				

* Eastern Montana production composed of the following Counties: Carter, Daniels, Dawson, Fallon, McCone, Powder River, Prairie, Richland, Roosevelt, Sheridan, Valley, Wibaux