



MONTHLY UPDATE

DECEMBER 2021 PRODUCTION & TRANSPORTATION

Published: December 17, 2021

Justin J. Kringstad, Director

North Dakota Pipeline Authority

Office: 701.220.6227

www.northdakotapipelines.com

MONTHLY UPDATE

DECEMBER 2021 PRODUCTION & TRANSPORTATION

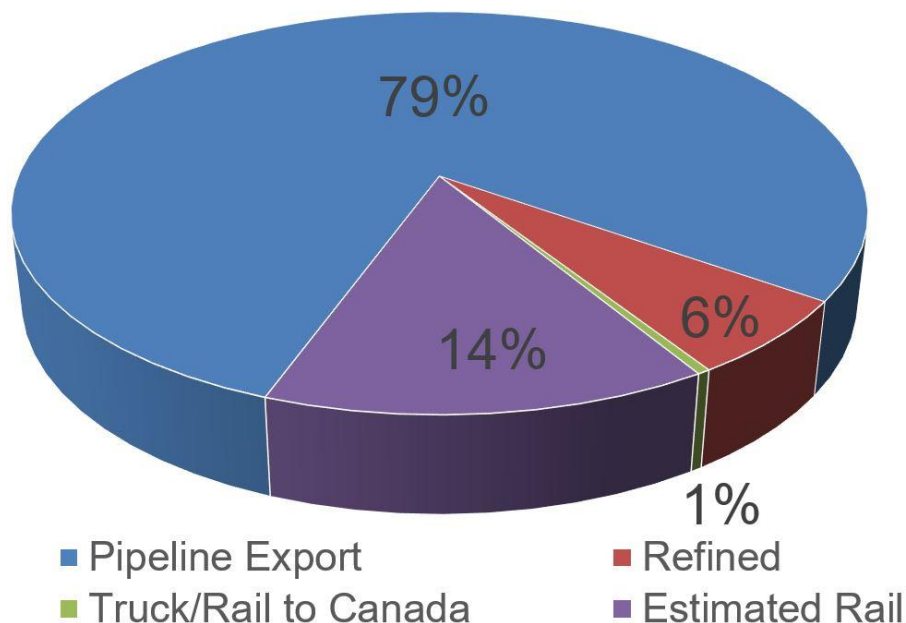
North Dakota Oil Production

Month	Monthly Total, BBL	Average, BOPD
Sep. 2021 - Final	33,420,591	1,114,020
Oct. 2021 - Prelim.	34,419,947	1,110,321

North Dakota Natural Gas Production

Month	Monthly Total, MCF	Average, MCFD
Sep. 2021 - Final	90,625,657	3,020,855
Oct. 2021 - Prelim.	92,937,382	2,997,980

Estimated Williston Basin Oil Transportation, Oct. 2021



CURRENT DRILLING ACTIVITY:

NORTH DAKOTA¹

32 Rigs

EASTERN MONTANA²

0 Rigs

SOUTH DAKOTA²

0 Rigs

SOURCE (DEC 17, 2021):

1. ND Oil & Gas Division
2. Baker Hughes

PRICES:

Crude (WTI): \$71.05

Crude (Brent): \$73.58

NYMEX Gas: \$3.79

SOURCE: BLOOMBERG
(DEC 17, 2021 11AM CST)

GAS STATS*

94% CAPTURED & SOLD

4% FLARED DUE TO
CHALLENGES OR
CONSTRAINTS ON EXISTING
GATHERING SYSTEMS

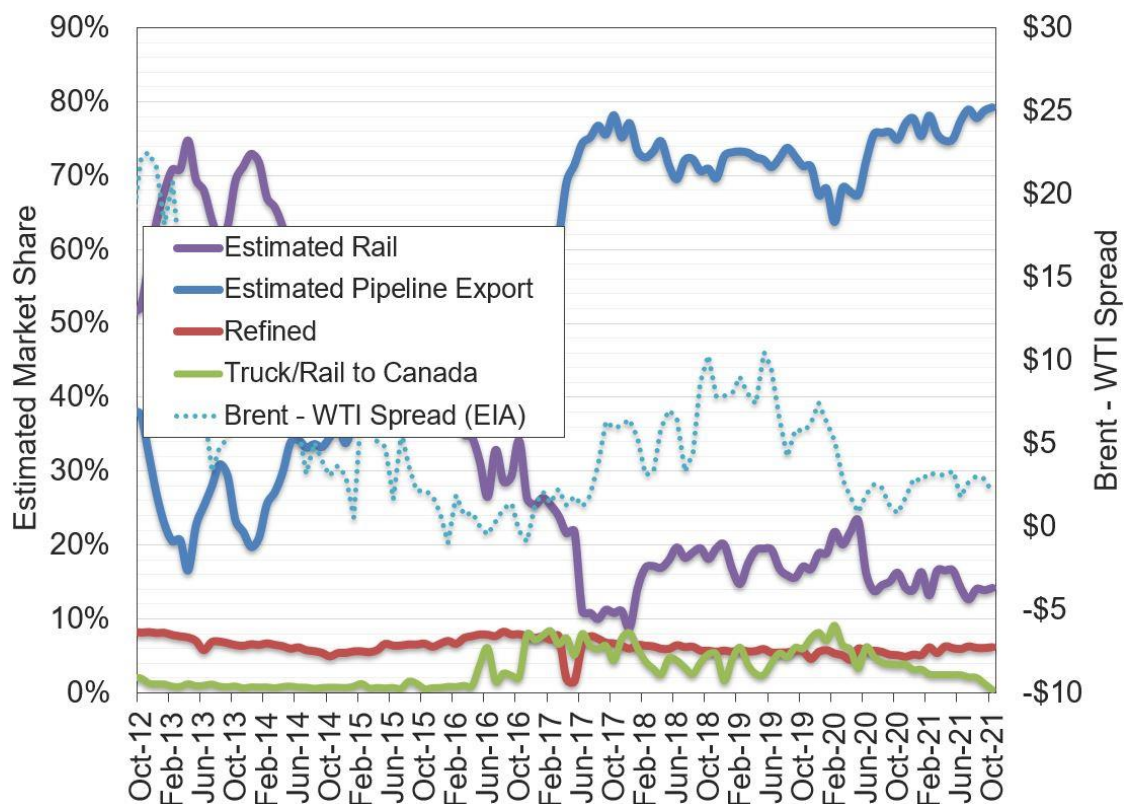
2% FLARED FROM WELL
WITH ZERO SALES

*OCT. 2021 NON-CONF DATA

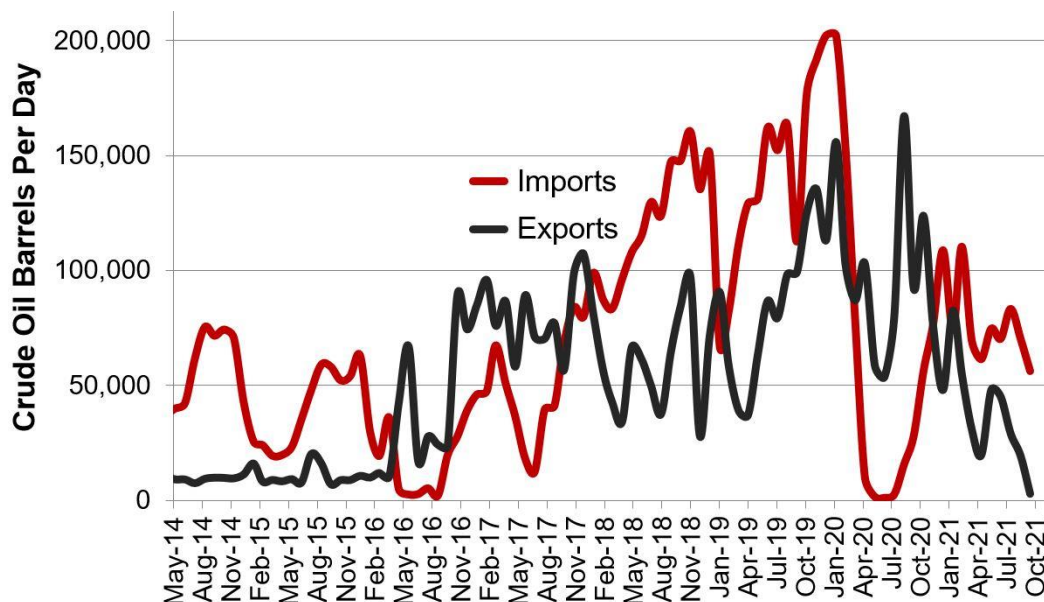
Estimated North Dakota Rail Export Volumes



Estimated Williston Basin Oil Transportation

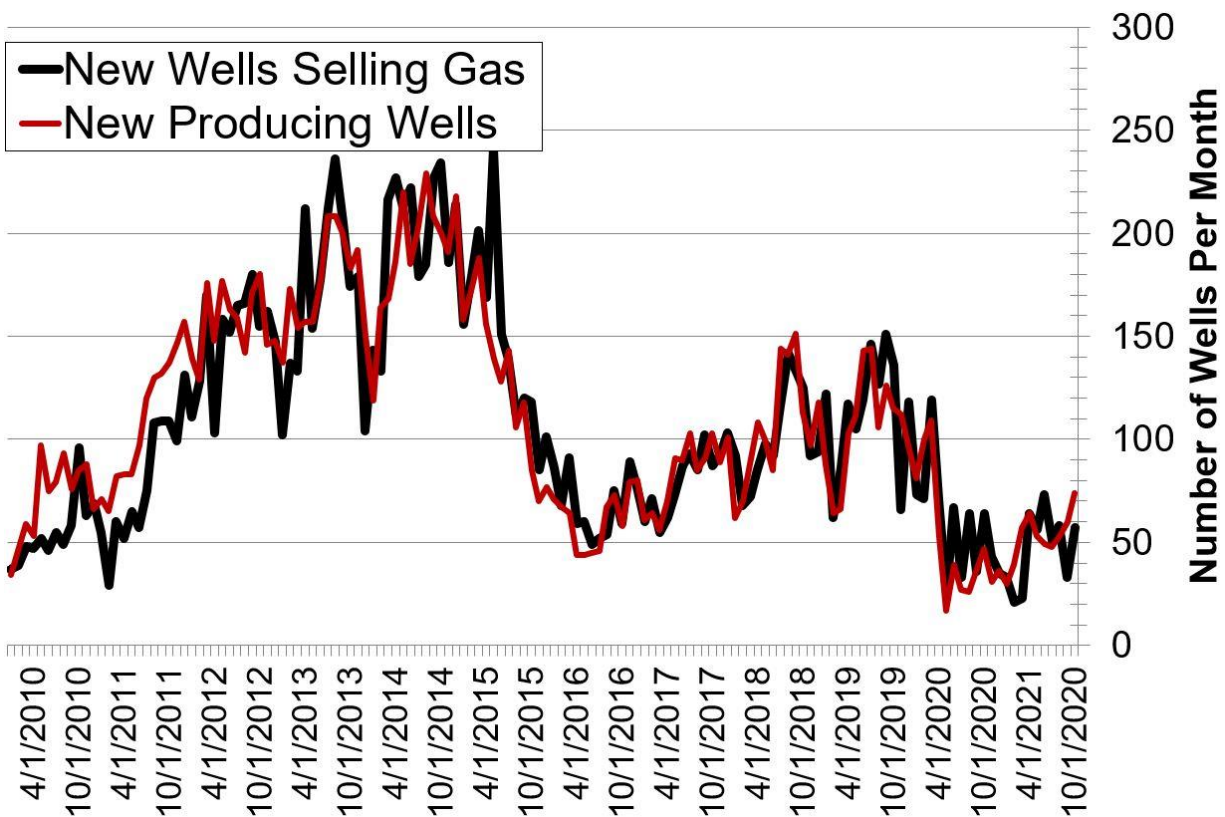


Williston Basin Truck/Rail Imports and Exports with Canada



Data for imports/exports chart is provided by the US International Trade Commission and represents traffic across US/Canada border in the Williston Basin area.

New Gas Sales Wells per Month



US Williston Basin Oil Production, BOPD

2020

MONTH	ND	EASTERN MT*	SD	TOTAL
January	1,431,679	57,460	3,091	1,492,230
February	1,507,069	55,425	3,070	1,565,563
March	1,435,200	57,725	2,946	1,495,870
April	1,225,476	49,042	2,610	1,277,128
May	862,254	37,066	2,466	901,786
June	895,208	42,847	2,680	940,735
July	1,043,089	48,415	3,435	1,094,939
August	1,166,242	46,925	2,807	1,215,973
September	1,224,008	47,129	2,837	1,273,974
October	1,244,056	46,504	2,749	1,293,309
November	1,226,409	45,119	2,798	1,274,326
December	1,191,429	44,505	2,827	1,238,761

2021

MONTH	ND	EASTERN MT*	SD	TOTAL
January	1,147,697	50,150	2,874	1,200,720
February	1,083,759	47,971	2,828	1,134,559
March	1,108,982	49,267	2,744	1,160,993
April	1,120,269	48,203	2,644	1,171,116
May	1,128,258	46,682	2,640	1,177,581
June	1,133,624	43,506	3,103	1,180,233
July	1,076,614	43,108	2,884	1,122,606
August	1,107,359	46,625	2,892	1,156,876
September	1,114,020	49,233	2,847	1,166,100
October	1,110,321			
November				
December				

* Eastern Montana production composed of the following Counties: Carter, Daniels, Dawson, Fallon, McCone, Powder River, Prairie, Richland, Roosevelt, Sheridan, Valley, Wibaux