



# **MONTHLY UPDATE**

## **MAY 2022 PRODUCTION & TRANSPORTATION**

Published: May 13, 2022

Justin J. Kringstad, Director

North Dakota Pipeline Authority

Office: 701.220.6227

[www.northdakotapipelines.com](http://www.northdakotapipelines.com)

# MONTHLY UPDATE

## MAY 2022 PRODUCTION & TRANSPORTATION

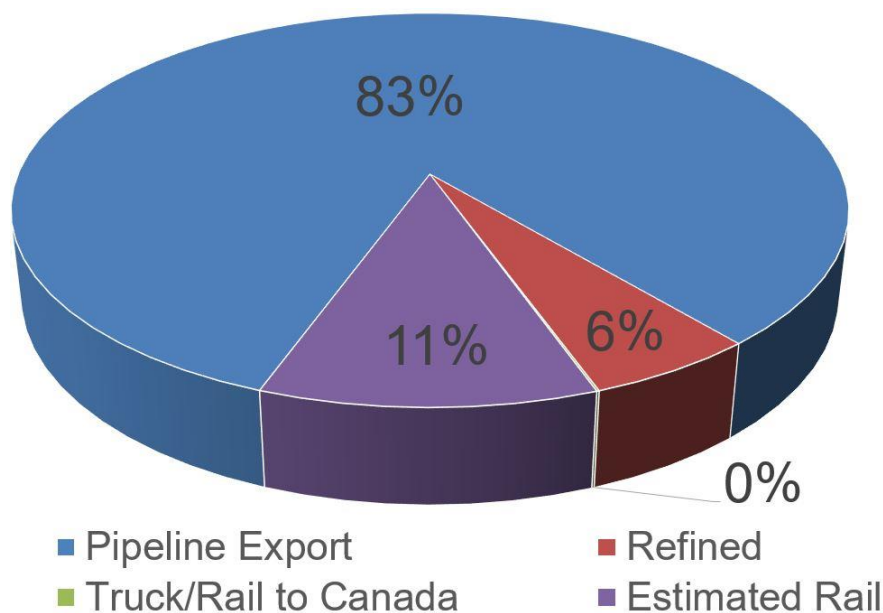
### North Dakota Oil Production

Month	Monthly Total, BBL	Average, BOPD
Feb. 2022 - Final	30,494,557	1,089,091
Mar. 2022 - Prelim.	34,720,679	1,120,022

### North Dakota Natural Gas Production

Month	Monthly Total, MCF	Average, MCFD
Feb. 2022 - Final	80,383,201	2,870,829
Mar. 2022 - Prelim.	93,047,593	3,001,535

### Estimated Williston Basin Oil Transportation, Mar. 2022



## CURRENT DRILLING ACTIVITY:

### NORTH DAKOTA<sup>1</sup>

40 Rigs

### EASTERN MONTANA<sup>2</sup>

2 Rigs

### SOUTH DAKOTA<sup>2</sup>

0 Rigs

### SOURCE (MAY 13, 2022):

1. ND Oil & Gas Division
2. Baker Hughes

## PRICES:

Crude (WTI): \$110.03

Crude (Brent): \$111.04

NYMEX Gas: \$7.54

SOURCE: BLOOMBERG  
(MAY 13, 2022 11AM CST)

## GAS STATS\*

95% CAPTURED & SOLD

4% FLARED DUE TO  
CHALLENGES OR  
CONSTRAINTS ON EXISTING  
GATHERING SYSTEMS

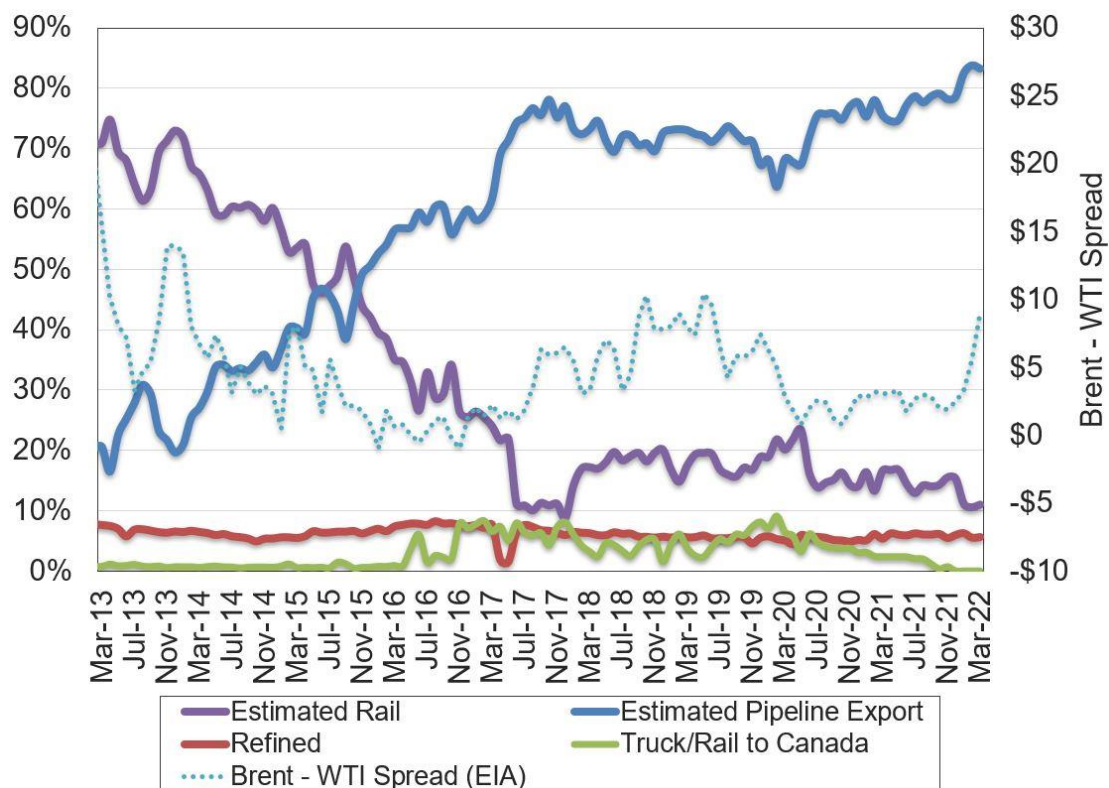
1% FLARED FROM WELL  
WITH ZERO SALES

\*MAR. 2022 NON-CONF DATA

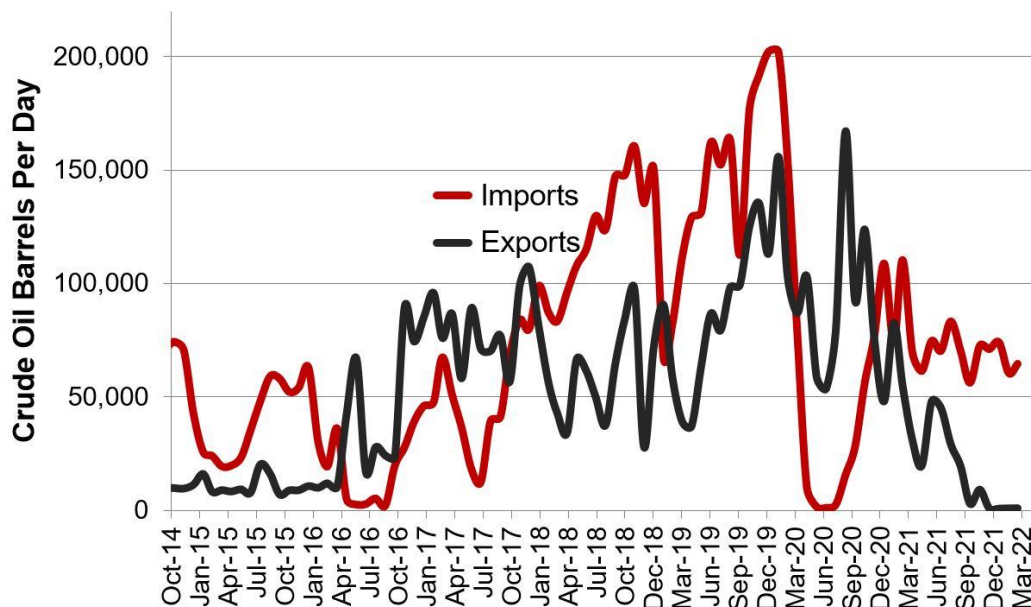
## Estimated North Dakota Rail Export Volumes



## Estimated Williston Basin Oil Transportation

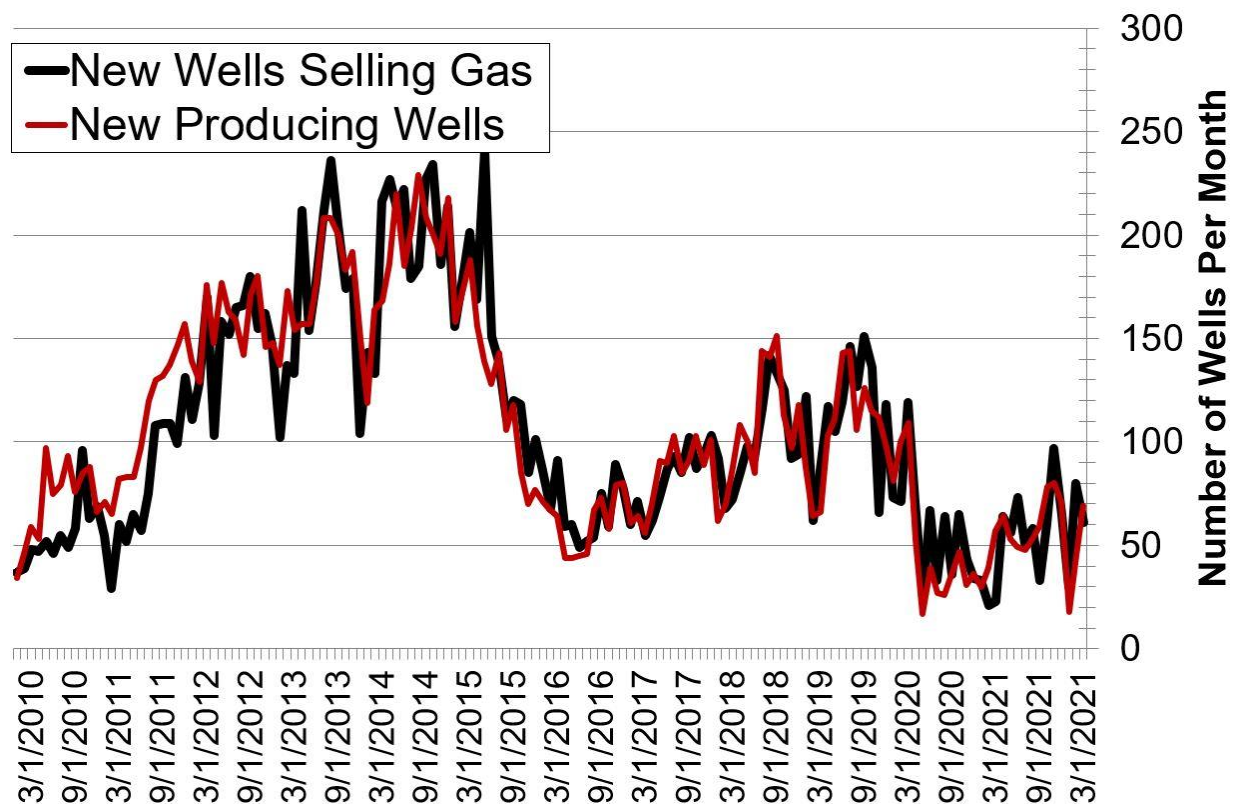


## Williston Basin Truck/Rail Imports and Exports with Canada



Data for imports/exports chart is provided by the US International Trade Commission and represents traffic across US/Canada border in the Williston Basin area.

## New Gas Sales Wells per Month



## US Williston Basin Oil Production, BOPD

### 2021

MONTH	ND	EASTERN MT*	SD	TOTAL
January	1,147,724	50,417	2,874	1,201,015
February	1,083,820	48,251	2,828	1,134,899
March	1,109,005	49,525	2,744	1,161,275
April	1,121,776	48,439	2,644	1,172,859
May	1,129,785	47,276	2,640	1,179,702
June	1,134,758	44,083	3,103	1,181,944
July	1,078,883	43,755	2,884	1,125,522
August	1,108,084	47,281	2,892	1,158,257
September	1,113,963	50,407	2,847	1,167,217
October	1,110,828	49,404	2,853	1,163,085
November	1,158,553	48,538	2,780	1,209,871
December	1,144,999	48,141	2,717	1,195,857

### 2022

MONTH	ND	EASTERN MT*	SD	TOTAL
January	1,088,613	47,865	2,709	1,139,187
February	1,089,091		2,742	
March	1,120,022			
April				
May				
June				
July				
August				
September				
October				
November				
December				

\* Eastern Montana production composed of the following Counties: Carter, Daniels, Dawson, Fallon, McCone, Powder River, Prairie, Richland, Roosevelt, Sheridan, Valley, Wibaux