



MONTHLY UPDATE

JUNE 2022 PRODUCTION & TRANSPORTATION

Published: June 14, 2022
Justin J. Kringstad, Director
North Dakota Pipeline Authority
Office: 701.220.6227
www.northdakotapipelines.com

MONTHLY UPDATE

JUNE 2022 PRODUCTION & TRANSPORTATION

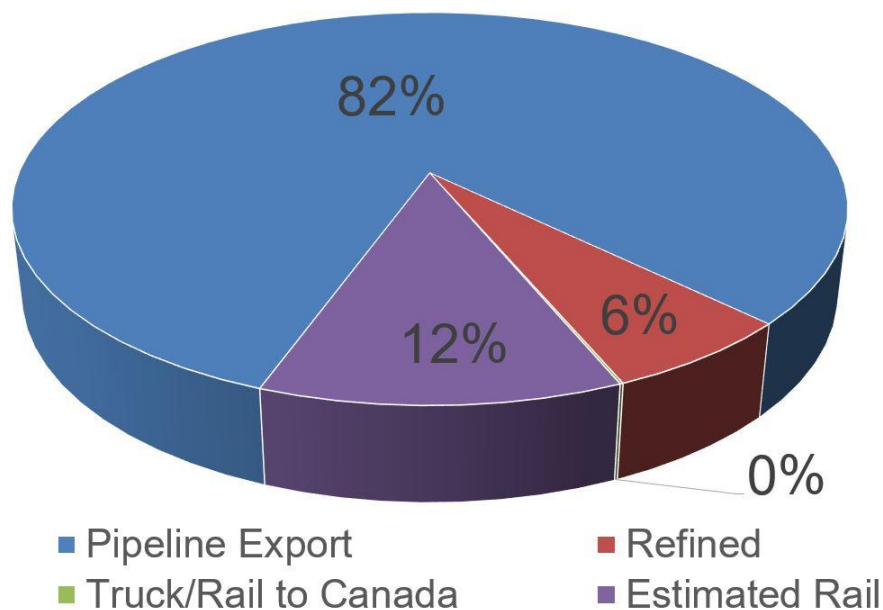
North Dakota Oil Production

Month	Monthly Total, BBL	Average, BOPD
Mar. 2022 - Final	34,801,844	1,122,640
Apr. 2022 - Prelim.	27,017,910	900,597

North Dakota Natural Gas Production

Month	Monthly Total, MCF	Average, MCFD
Mar. 2022 - Final	93,292,505	3,009,436
Apr. 2022 - Prelim.	73,347,983	2,444,933

Estimated Williston Basin Oil Transportation, Apr. 2022



CURRENT DRILLING ACTIVITY:

NORTH DAKOTA¹

37 Rigs

EASTERN MONTANA²

3 Rigs

SOUTH DAKOTA²

0 Rigs

SOURCE (JUNE 14, 2022):

1. ND Oil & Gas Division
2. Baker Hughes

PRICES:

Crude (WTI): \$121.92

Crude (Brent): \$123.53

NYMEX Gas: \$7.21

SOURCE: BLOOMBERG
(JUNE 14, 2022 11AM CST)

GAS STATS*

94% CAPTURED & SOLD

5% FLARED DUE TO
CHALLENGES OR
CONSTRAINTS ON EXISTING
GATHERING SYSTEMS

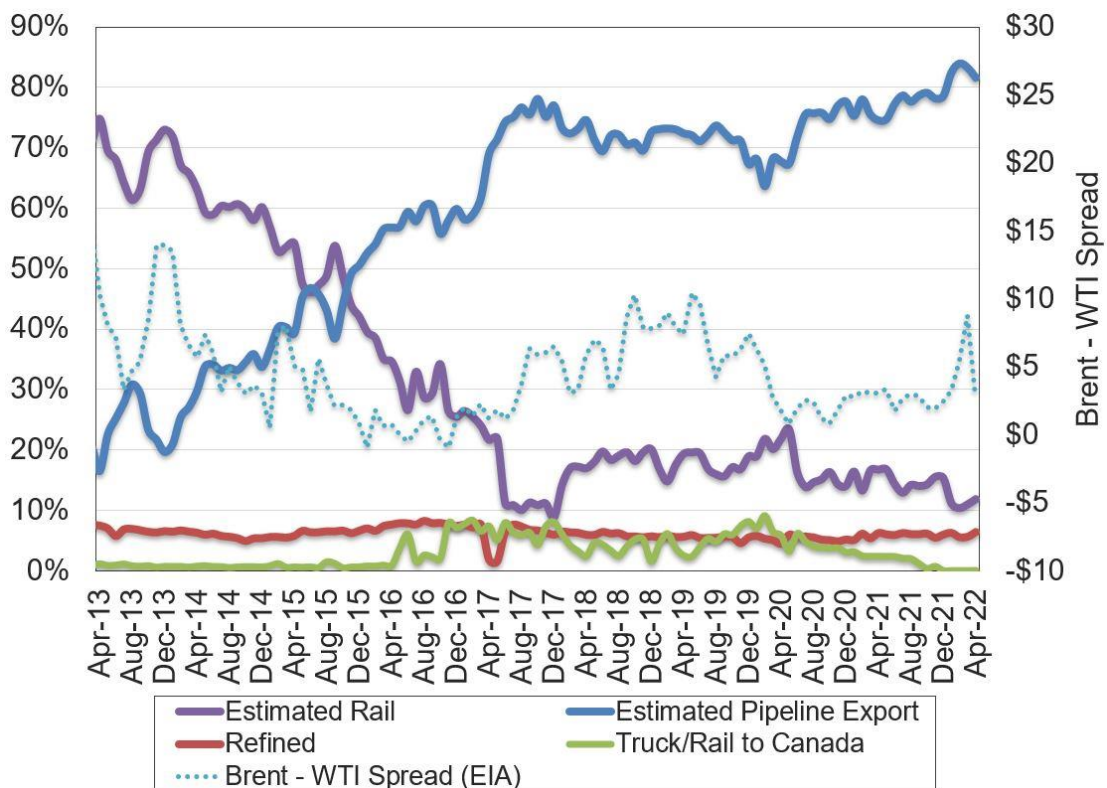
1% FLARED FROM WELL
WITH ZERO SALES

*APR. 2022 NON-CONF DATA

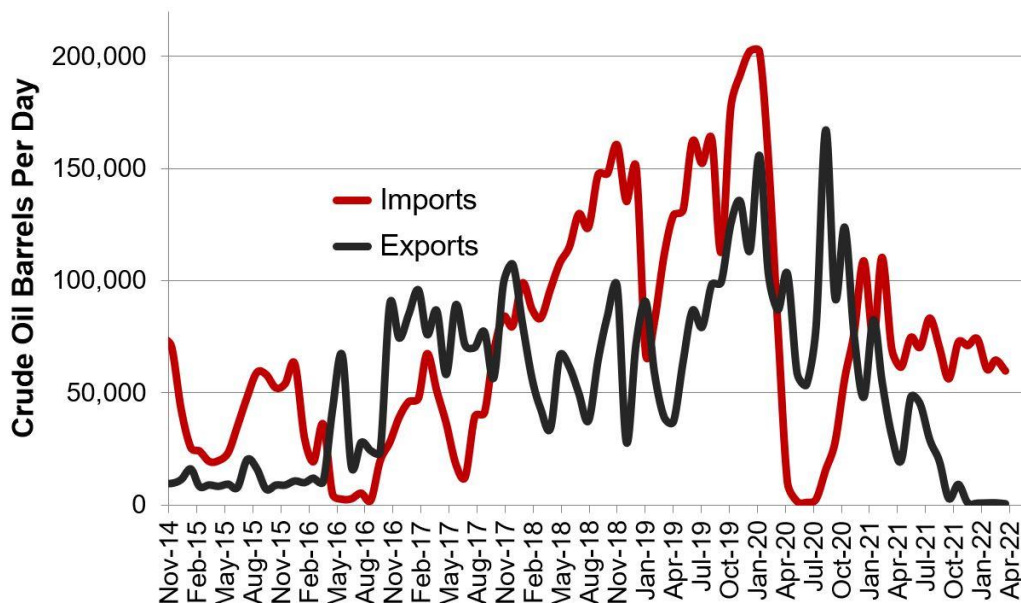
Estimated North Dakota Rail Export Volumes



Estimated Williston Basin Oil Transportation

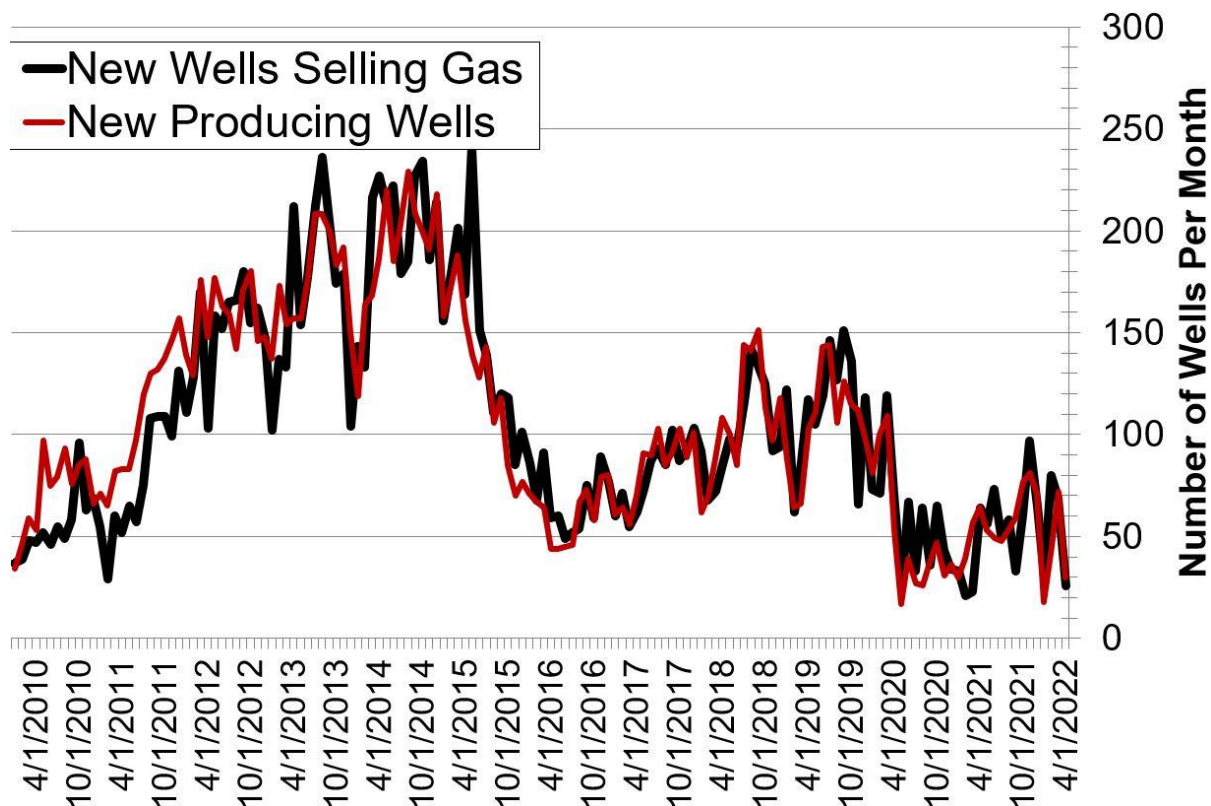


Williston Basin Truck/Rail Imports and Exports with Canada



Data for imports/exports chart is provided by the US International Trade Commission and represents traffic across US/Canada border in the Williston Basin area.

New Gas Sales Wells per Month



US Williston Basin Oil Production, BOPD

2021

MONTH	ND	EASTERN MT*	SD	TOTAL
January	1,147,724	50,415	2,874	1,201,012
February	1,083,820	48,246	2,828	1,134,895
March	1,109,005	49,520	2,744	1,161,269
April	1,121,776	48,440	2,644	1,172,860
May	1,129,785	47,277	2,640	1,179,702
June	1,134,758	44,100	3,103	1,181,962
July	1,078,883	43,758	2,884	1,125,525
August	1,108,084	47,284	2,892	1,158,260
September	1,113,963	50,408	2,847	1,167,218
October	1,110,828	49,462	2,853	1,163,143
November	1,158,553	48,588	2,780	1,209,921
December	1,144,999	48,214	2,717	1,195,929

2022

MONTH	ND	EASTERN MT*	SD	TOTAL
January	1,088,613	47,942	2,709	1,139,263
February	1,089,091	45,200	2,742	1,137,033
March	1,122,640		2,709	
April	900,597			
May				
June				
July				
August				
September				
October				
November				
December				

* Eastern Montana production composed of the following Counties: Carter, Daniels, Dawson, Fallon, McCone, Powder River, Prairie, Richland, Roosevelt, Sheridan, Valley, Wibaux