



# **MONTHLY UPDATE**

## **JULY 2022 PRODUCTION & TRANSPORTATION**

Published: July 19, 2022  
Justin J. Kringstad, Director  
North Dakota Pipeline Authority  
Office: 701.220.6227  
[www.northdakotapipelines.com](http://www.northdakotapipelines.com)

# MONTHLY UPDATE

## JULY 2022 PRODUCTION & TRANSPORTATION

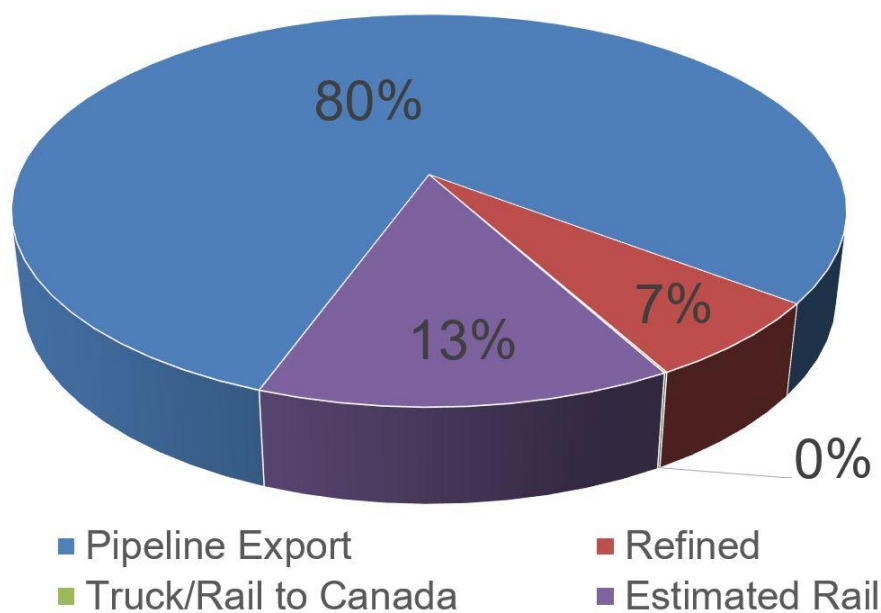
### North Dakota Oil Production

Month	Monthly Total, BBL	Average, BOPD
Apr. 2022 - Final	27,160,713	905,357
May 2022 - Prelim.	32,820,339	1,058,721

### North Dakota Natural Gas Production

Month	Monthly Total, MCF	Average, MCFD
Apr. 2022 - Final	73,550,356	2,451,679
May 2022 - Prelim.	86,417,791	2,787,671

### Estimated Williston Basin Oil Transportation, May 2022



## CURRENT DRILLING ACTIVITY:

### NORTH DAKOTA<sup>1</sup>

42 Rigs

### EASTERN MONTANA<sup>2</sup>

2 Rigs

### SOUTH DAKOTA<sup>2</sup>

0 Rigs

### SOURCE (JULY 18, 2022):

1. ND Oil & Gas Division
2. Baker Hughes

## PRICES:

Crude (WTI): \$100.74

Crude (Brent): \$104.69

NYMEX Gas: \$7.27

SOURCE: BLOOMBERG  
(JULY 19, 2022 8AM CST)

## GAS STATS\*

94% CAPTURED & SOLD

5% FLARED DUE TO  
CHALLENGES OR  
CONSTRAINTS ON EXISTING  
GATHERING SYSTEMS

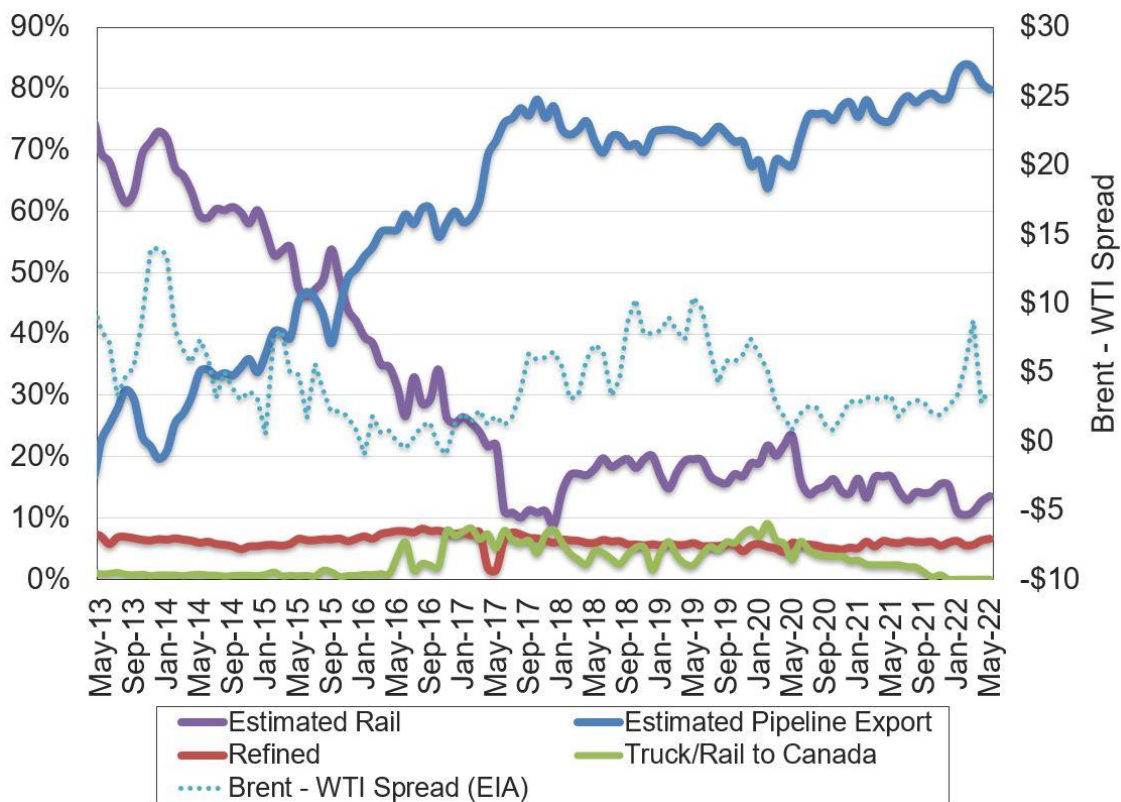
1% FLARED FROM WELL  
WITH ZERO SALES

\*MAY 2022 NON-CONF DATA

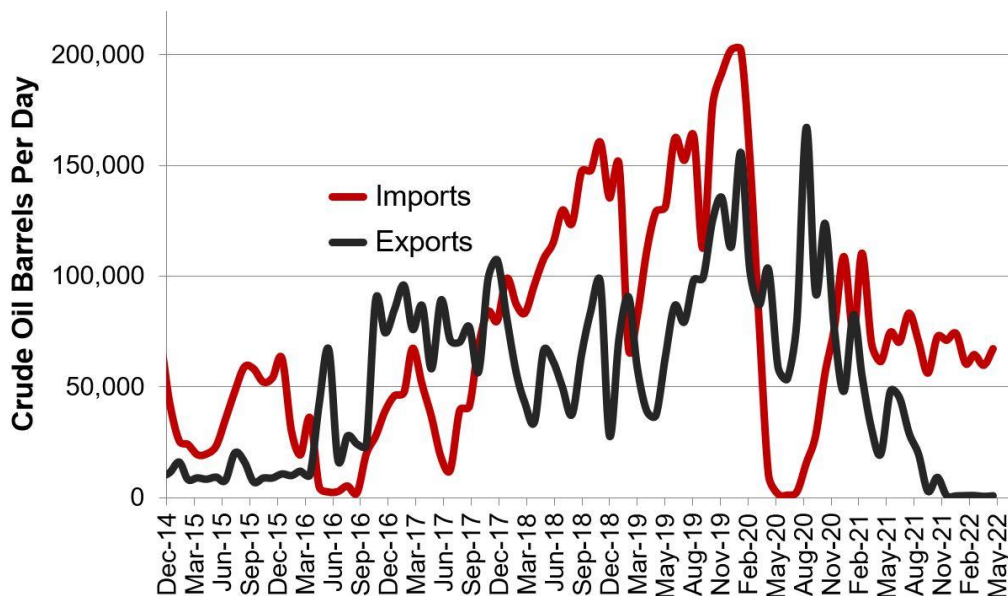
## Estimated North Dakota Rail Export Volumes



## Estimated Williston Basin Oil Transportation

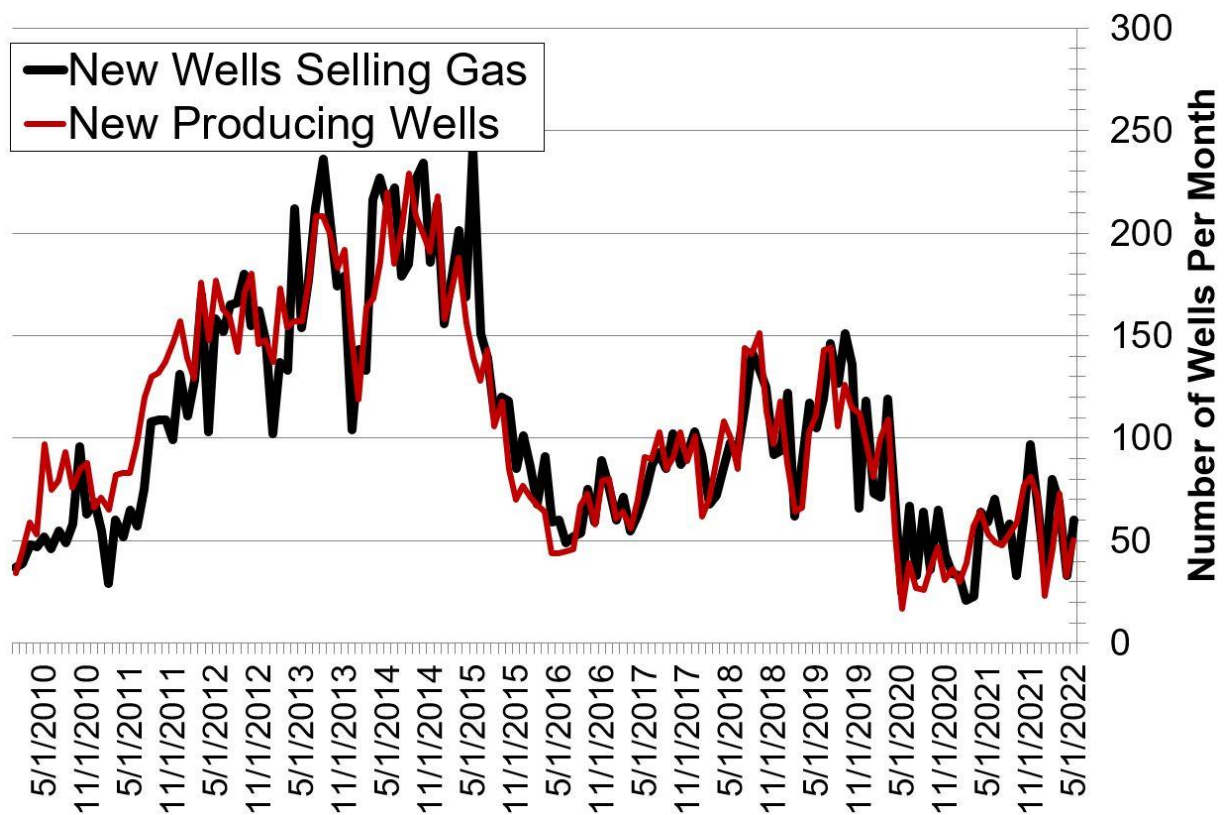


## Williston Basin Truck/Rail Imports and Exports with Canada



Data for imports/exports chart is provided by the US International Trade Commission and represents traffic across US/Canada border in the Williston Basin area.

## New Gas Sales Wells per Month



## US Williston Basin Oil Production, BOPD

### 2021

MONTH	ND	EASTERN MT*	SD	TOTAL
January	1,147,724	50,415	2,874	1,201,012
February	1,083,820	48,246	2,828	1,134,895
March	1,109,005	49,520	2,744	1,161,269
April	1,121,776	48,440	2,644	1,172,860
May	1,129,785	47,277	2,640	1,179,702
June	1,134,758	44,100	3,103	1,181,962
July	1,078,883	43,758	2,884	1,125,525
August	1,108,084	47,284	2,892	1,158,260
September	1,113,963	50,410	2,847	1,167,220
October	1,110,828	49,462	2,853	1,163,143
November	1,158,553	48,588	2,780	1,209,921
December	1,144,999	48,199	2,717	1,195,914

### 2022

MONTH	ND	EASTERN MT*	SD	TOTAL
January	1,088,613	47,671	2,709	1,138,993
February	1,089,091	46,948	2,742	1,138,782
March	1,122,640	45,573	2,709	1,170,922
April	905,357		2,338	
May	1,058,721			
June				
July				
August				
September				
October				
November				
December				

\* Eastern Montana production composed of the following Counties: Carter, Daniels, Dawson, Fallon, McCone, Powder River, Prairie, Richland, Roosevelt, Sheridan, Valley, Wibaux