



# **MONTHLY UPDATE**

## **SEPTEMBER 2022 PRODUCTION & TRANSPORTATION**

Published: September 15, 2022

Justin J. Kringstad, Director

North Dakota Pipeline Authority

Office: 701.220.6227

[www.northdakotapipelines.com](http://www.northdakotapipelines.com)

# MONTHLY UPDATE

## SEPTEMBER 2022 PRODUCTION & TRANSPORTATION

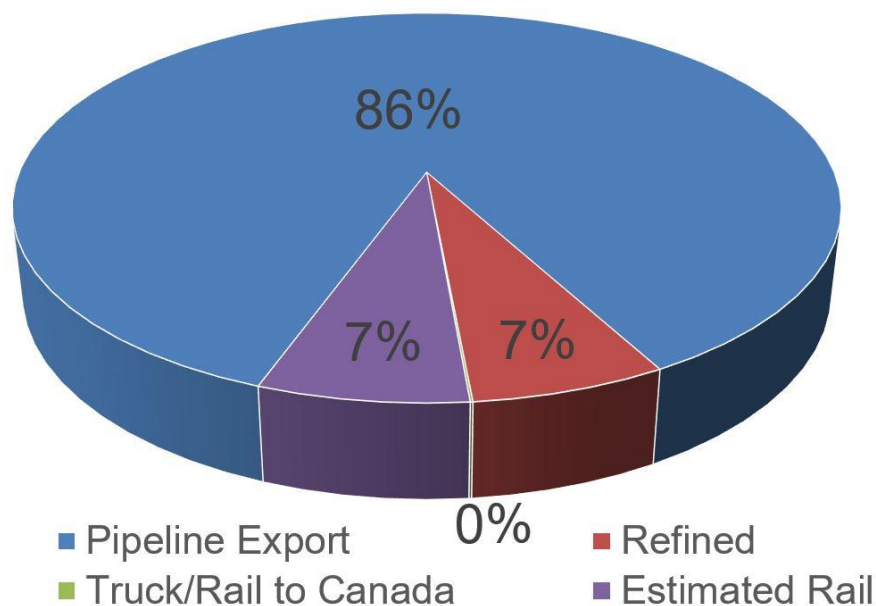
### North Dakota Oil Production

Month	Monthly Total, BBL	Average, BOPD
June 2022 - Final	32,903,502	1,096,783
July 2022 - Prelim.	33,155,038	1,069,517

### North Dakota Natural Gas Production

Month	Monthly Total, MCF	Average, MCFD
June 2022 - Final	91,883,343	3,062,778
July 2022 - Prelim.	96,172,149	3,102,327

### Estimated Williston Basin Oil Transportation, July 2022



## CURRENT DRILLING ACTIVITY:

### NORTH DAKOTA<sup>1</sup>

45 Rigs

### EASTERN MONTANA<sup>2</sup>

2 Rigs

### SOUTH DAKOTA<sup>2</sup>

0 Rigs

### SOURCE (SEP 15, 2022):

1. ND Oil & Gas Division
2. Baker Hughes

## PRICES:

Crude (WTI): \$85.34

Crude (Brent): \$90.87

NYMEX Gas: \$8.29

SOURCE: BLOOMBERG  
(SEP 15, 2022 10AM CST)

## GAS STATS\*

94% CAPTURED & SOLD

5% FLARED DUE TO  
CHALLENGES OR  
CONSTRAINTS ON EXISTING  
GATHERING SYSTEMS

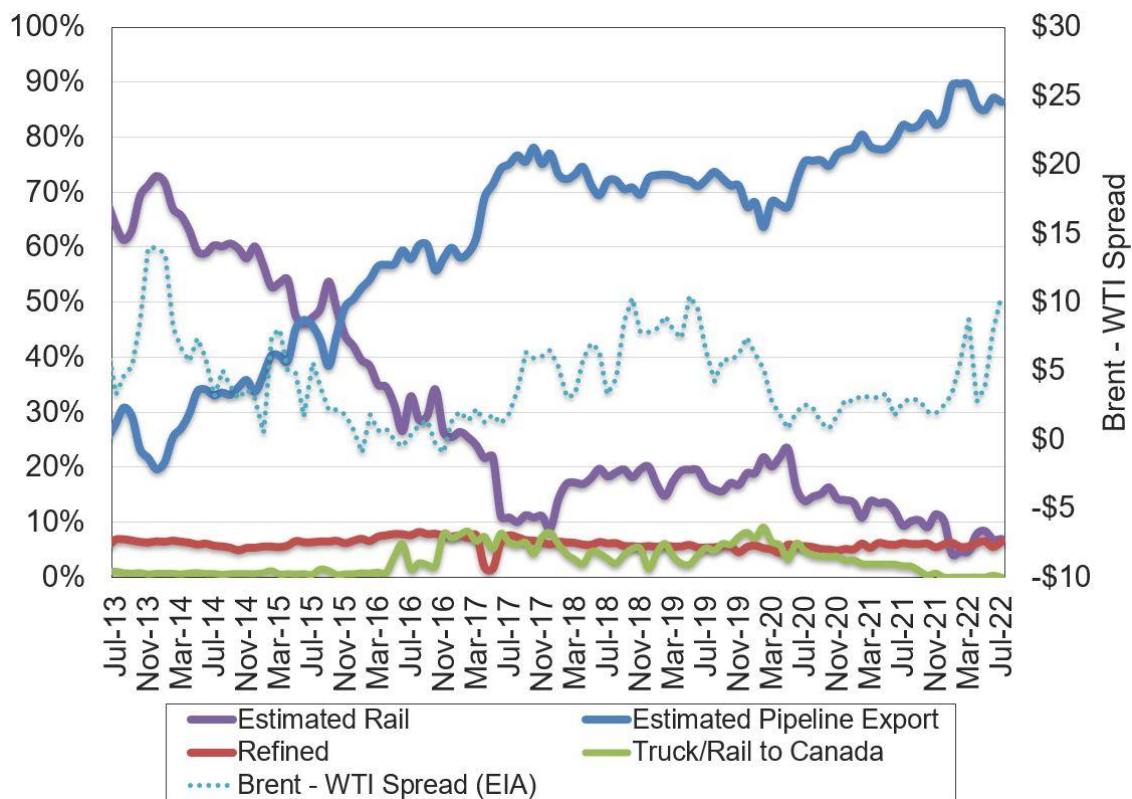
1% FLARED FROM WELL  
WITH ZERO SALES

\*JULY 2022 NON-CONF DATA

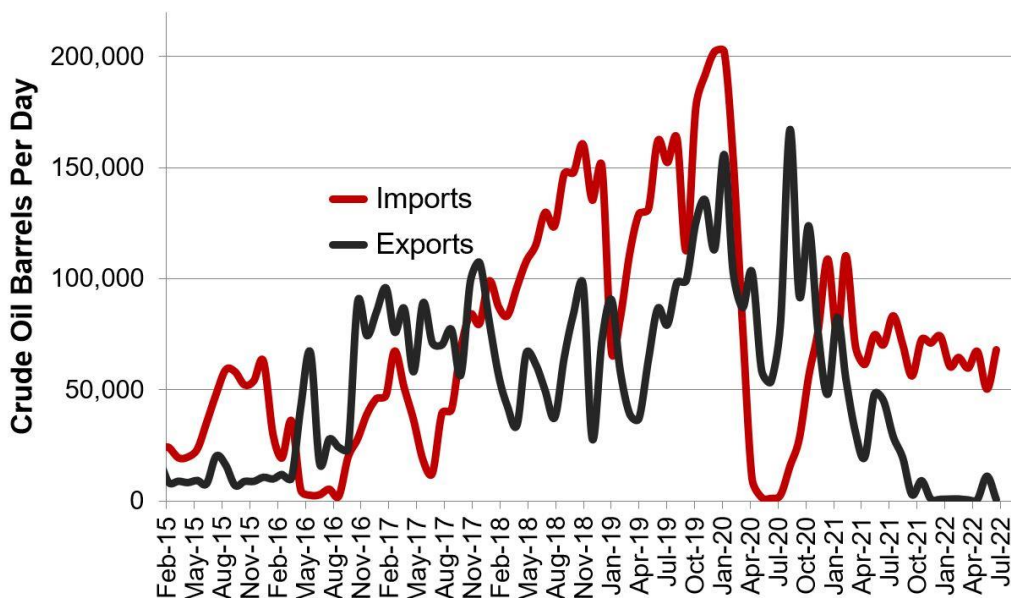
## Estimated North Dakota Rail Export Volumes



## Estimated Williston Basin Oil Transportation

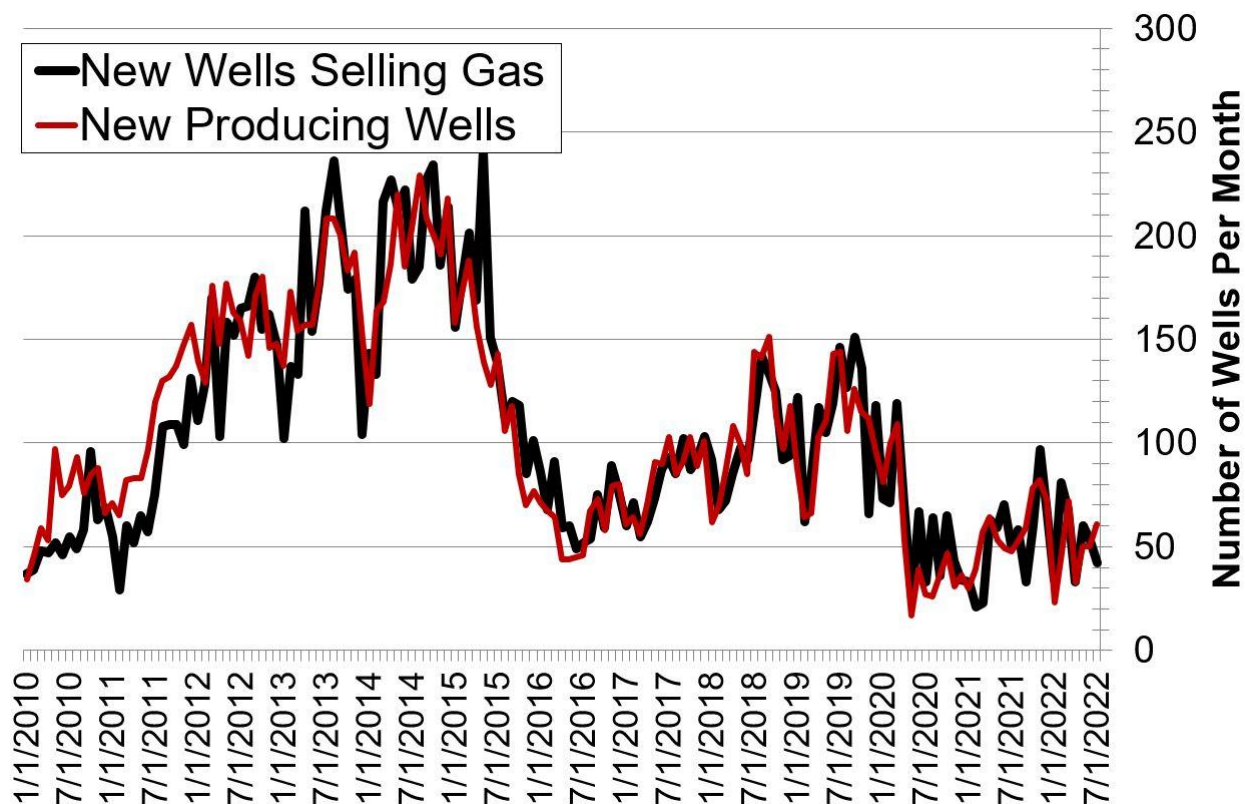


## Williston Basin Truck/Rail Imports and Exports with Canada



Data for imports/exports chart is provided by the US International Trade Commission and represents traffic across US/Canada border in the Williston Basin area.

## New Gas Sales Wells per Month



## US Williston Basin Oil Production, BOPD

### 2021

MONTH	ND	EASTERN MT*	SD	TOTAL
January	1,147,724	50,415	2,874	1,201,012
February	1,083,820	48,246	2,828	1,134,895
March	1,109,005	49,520	2,744	1,161,269
April	1,121,776	48,440	2,644	1,172,860
May	1,129,785	47,277	2,640	1,179,702
June	1,134,758	44,100	3,103	1,181,962
July	1,078,883	43,758	2,884	1,125,525
August	1,108,084	47,284	2,892	1,158,260
September	1,113,963	50,410	2,847	1,167,220
October	1,110,828	49,462	2,853	1,163,143
November	1,158,553	48,588	2,780	1,209,921
December	1,144,999	47,957	2,717	1,195,673

### 2022

MONTH	ND	EASTERN MT*	SD	TOTAL
January	1,088,613	47,599	2,709	1,138,921
February	1,089,091	46,945	2,742	1,138,778
March	1,122,640	49,451	2,709	1,174,800
April	905,357	49,804	2,338	957,499
May	1,059,060	48,994	2,648	1,110,702
June	1,096,783		2,764	
July	1,069,517			
August				
September				
October				
November				
December				

\* Eastern Montana production composed of the following Counties: Carter, Daniels, Dawson, Fallon, McCone, Powder River, Prairie, Richland, Roosevelt, Sheridan, Valley, Wibaux