



MONTHLY UPDATE

OCTOBER 2022 PRODUCTION & TRANSPORTATION

Published: October 13, 2022
Justin J. Kringstad, Director
North Dakota Pipeline Authority
Office: 701.220.6227
www.northdakotapipelines.com

MONTHLY UPDATE

OCTOBER 2022 PRODUCTION & TRANSPORTATION

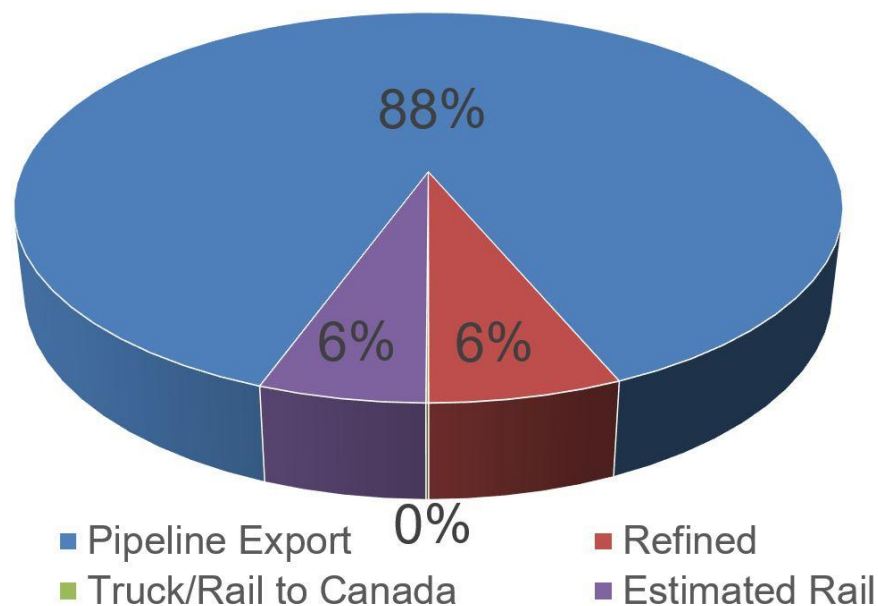
North Dakota Oil Production

Month	Monthly Total, BBL	Average, BOPD
July 2022 - Final	33,251,598	1,072,632
Aug. 2022 - Prelim.	33,274,710	1,073,378

North Dakota Natural Gas Production

Month	Monthly Total, MCF	Average, MCFD
July 2022 - Final	96,263,466	3,105,273
Aug. 2022 - Prelim.	95,697,445	3,087,014

Estimated Williston Basin Oil Transportation, Aug. 2022



CURRENT DRILLING ACTIVITY:

NORTH DAKOTA¹

43 Rigs

EASTERN MONTANA²

1 Rigs

SOUTH DAKOTA²

0 Rigs

SOURCE (OCT 13, 2022):

1. ND Oil & Gas Division
2. Baker Hughes

PRICES:

Crude (WTI): \$89.31

Crude (Brent): \$94.51

NYMEX Gas: \$6.57

SOURCE: BLOOMBERG
(OCT 13, 2022 11AM CST)

GAS STATS*

94% CAPTURED & SOLD

5% FLARED DUE TO
CHALLENGES OR
CONSTRAINTS ON EXISTING
GATHERING SYSTEMS

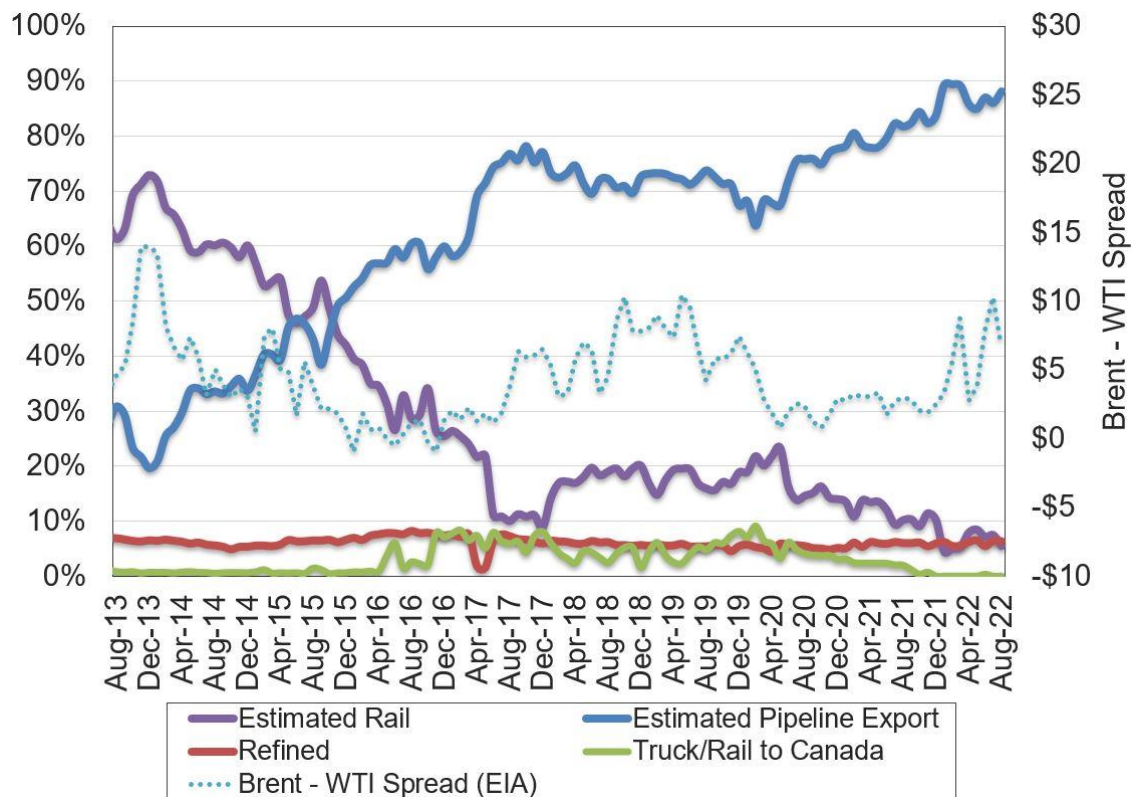
1% FLARED FROM WELL
WITH ZERO SALES

*AUG. 2022 NON-CONF DATA

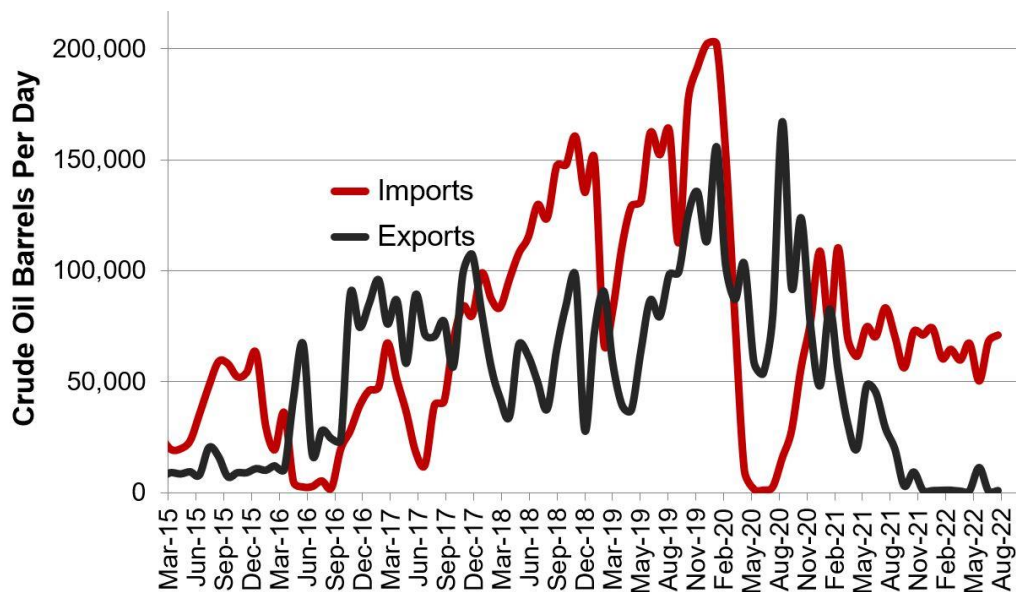
Estimated North Dakota Rail Export Volumes



Estimated Williston Basin Oil Transportation

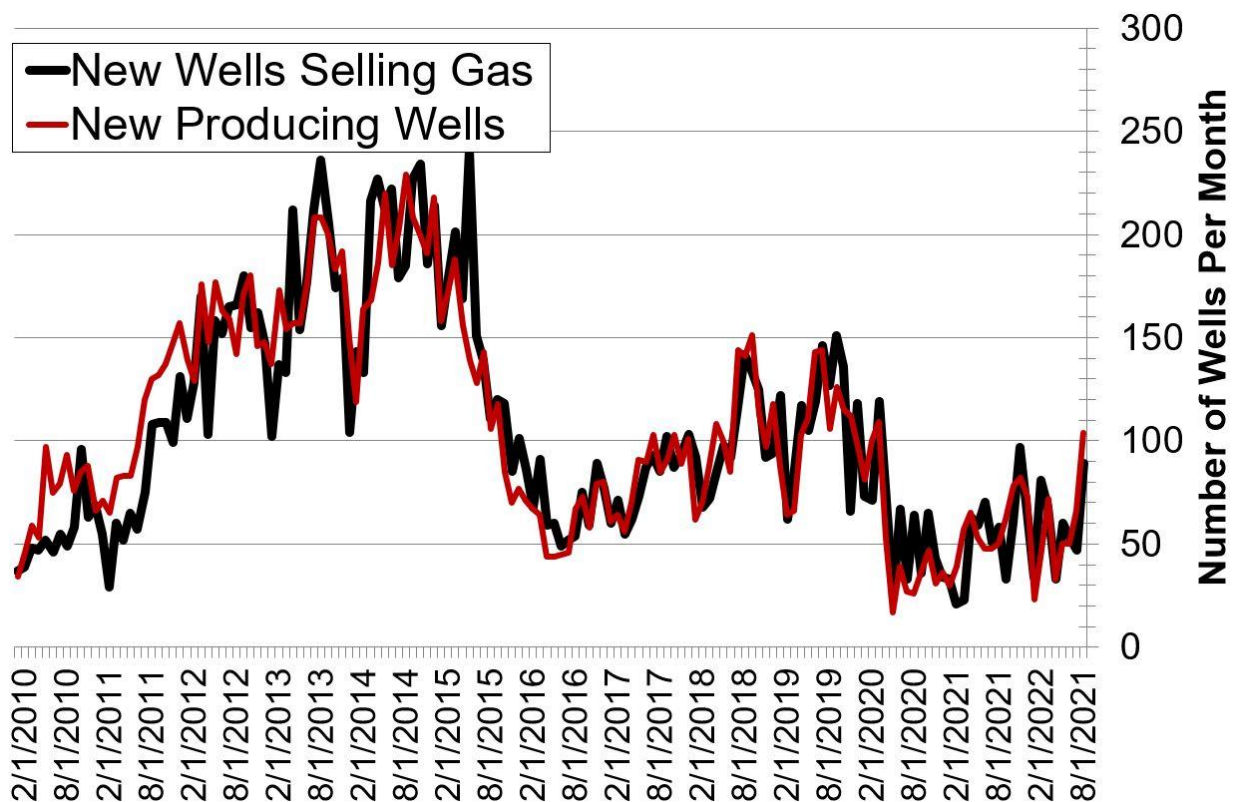


Williston Basin Truck/Rail Imports and Exports with Canada



Data for imports/exports chart is provided by the US International Trade Commission and represents traffic across US/Canada border in the Williston Basin area.

New Gas Sales Wells per Month



US Williston Basin Oil Production, BOPD

2021

MONTH	ND	EASTERN MT*	SD	TOTAL
January	1,147,724	50,415	2,874	1,201,012
February	1,083,820	48,246	2,828	1,134,895
March	1,109,005	49,520	2,744	1,161,269
April	1,121,776	48,440	2,644	1,172,860
May	1,129,785	47,277	2,640	1,179,702
June	1,134,758	44,100	3,103	1,181,962
July	1,078,883	43,758	2,884	1,125,525
August	1,108,084	47,284	2,892	1,158,260
September	1,113,963	50,410	2,847	1,167,220
October	1,110,828	49,462	2,853	1,163,143
November	1,158,553	48,588	2,780	1,209,921
December	1,144,999	47,957	2,717	1,195,673

2022

MONTH	ND	EASTERN MT*	SD	TOTAL
January	1,091,895	47,598	2,709	1,142,202
February	1,093,902	46,946	2,742	1,143,590
March	1,128,397	50,497	2,709	1,181,603
April	905,965	49,825	2,338	958,128
May	1,059,735	49,159	2,648	1,111,542
June	1,096,783	52,196	2,764	1,151,743
July	1,072,632		2,774	
August	1,073,378			
September				
October				
November				
December				

* Eastern Montana production composed of the following Counties: Carter, Daniels, Dawson, Fallon, McCone, Powder River, Prairie, Richland, Roosevelt, Sheridan, Valley, Wibaux