



MONTHLY UPDATE

NOVEMBER 2022 PRODUCTION & TRANSPORTATION

Published: November 15, 2022

Justin J. Kringstad, Director

North Dakota Pipeline Authority

Office: 701.220.6227

www.northdakotapipelines.com

MONTHLY UPDATE

NOVEMBER 2022 PRODUCTION & TRANSPORTATION

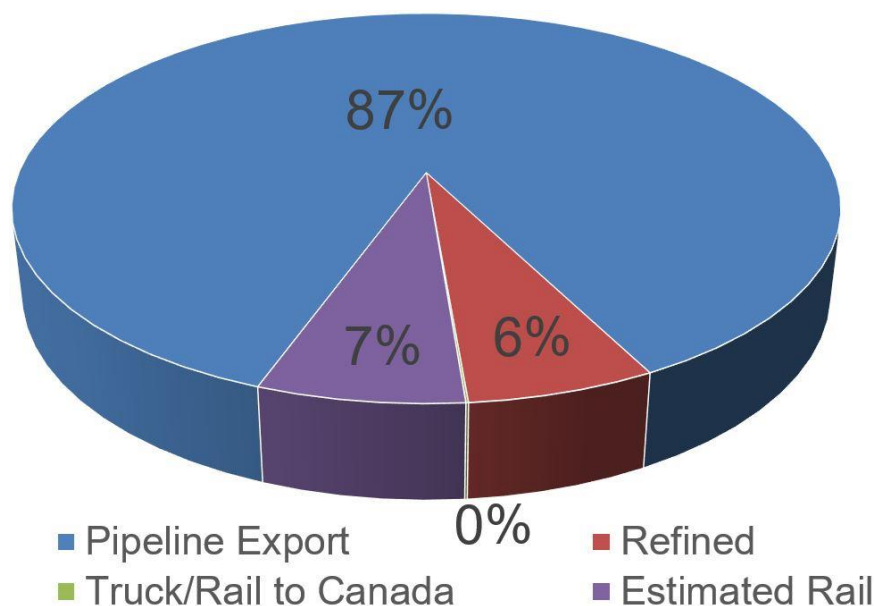
North Dakota Oil Production

Month	Monthly Total, BBL	Average, BOPD
Aug. 2022 - Final	33,334,503	1,075,307
Sep. 2022 - Prelim.	33,581,380	1,119,379

North Dakota Natural Gas Production

Month	Monthly Total, MCF	Average, MCFD
Aug. 2022 - Final	95,728,721	3,088,023
Sep. 2022 - Prelim.	95,273,362	3,175,779

Estimated Williston Basin Oil Transportation, Sep. 2022



CURRENT DRILLING ACTIVITY:

NORTH DAKOTA¹

39 Rigs

EASTERN MONTANA²

3 Rigs

SOUTH DAKOTA²

0 Rigs

SOURCE (NOV 15, 2022):

1. ND Oil & Gas Division
2. Baker Hughes

PRICES:

Crude (WTI): \$87.02

Crude (Brent): \$94.16

NYMEX Gas: \$6.05

SOURCE: BLOOMBERG
(NOV 15, 2022 12:15P CST)

GAS STATS*

95% CAPTURED & SOLD

4% FLARED DUE TO
CHALLENGES OR
CONSTRAINTS ON EXISTING
GATHERING SYSTEMS

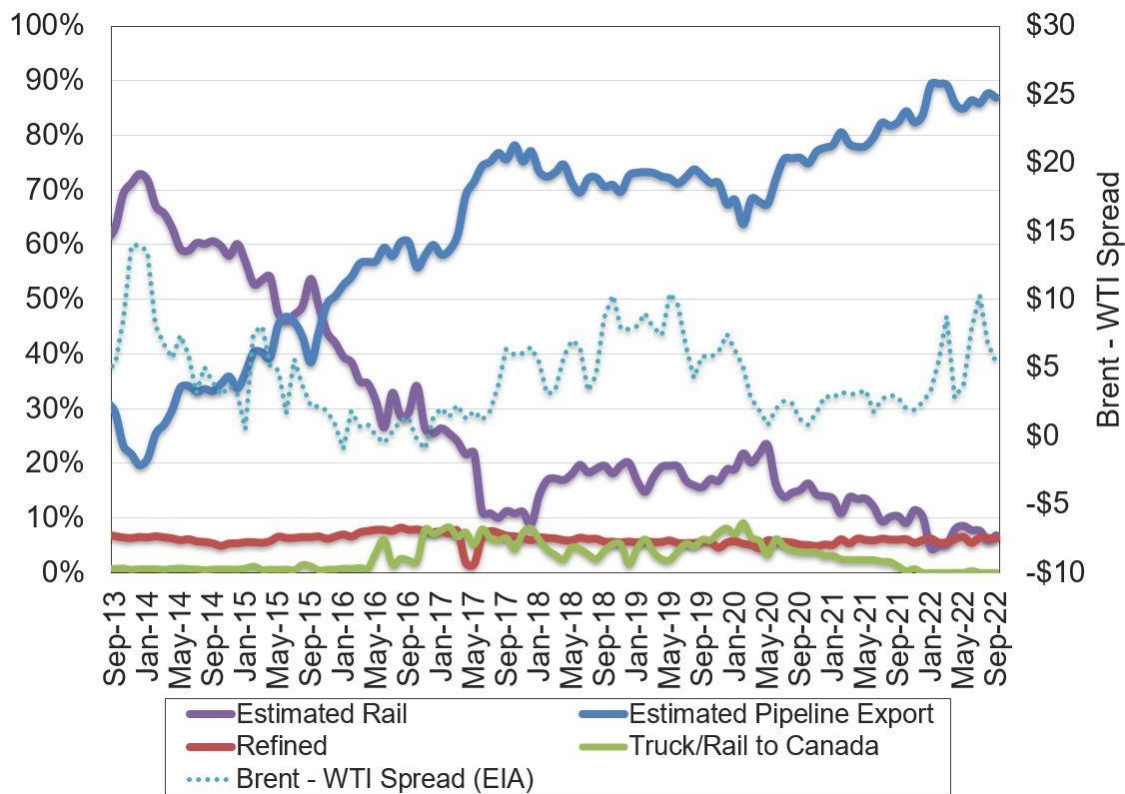
1% FLARED FROM WELL
WITH ZERO SALES

*SEP. 2022 NON-CONF DATA

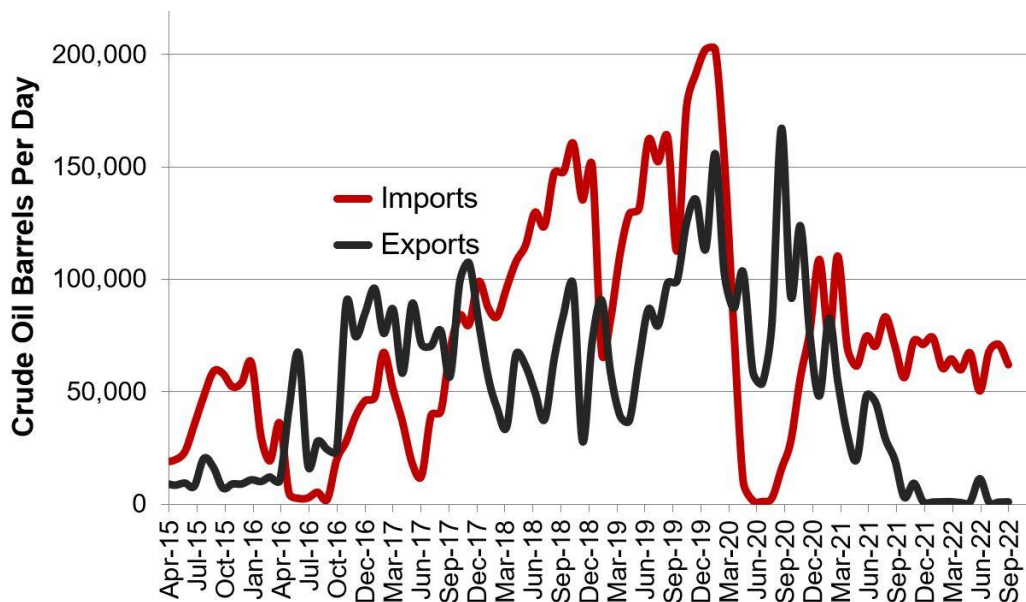
Estimated North Dakota Rail Export Volumes



Estimated Williston Basin Oil Transportation

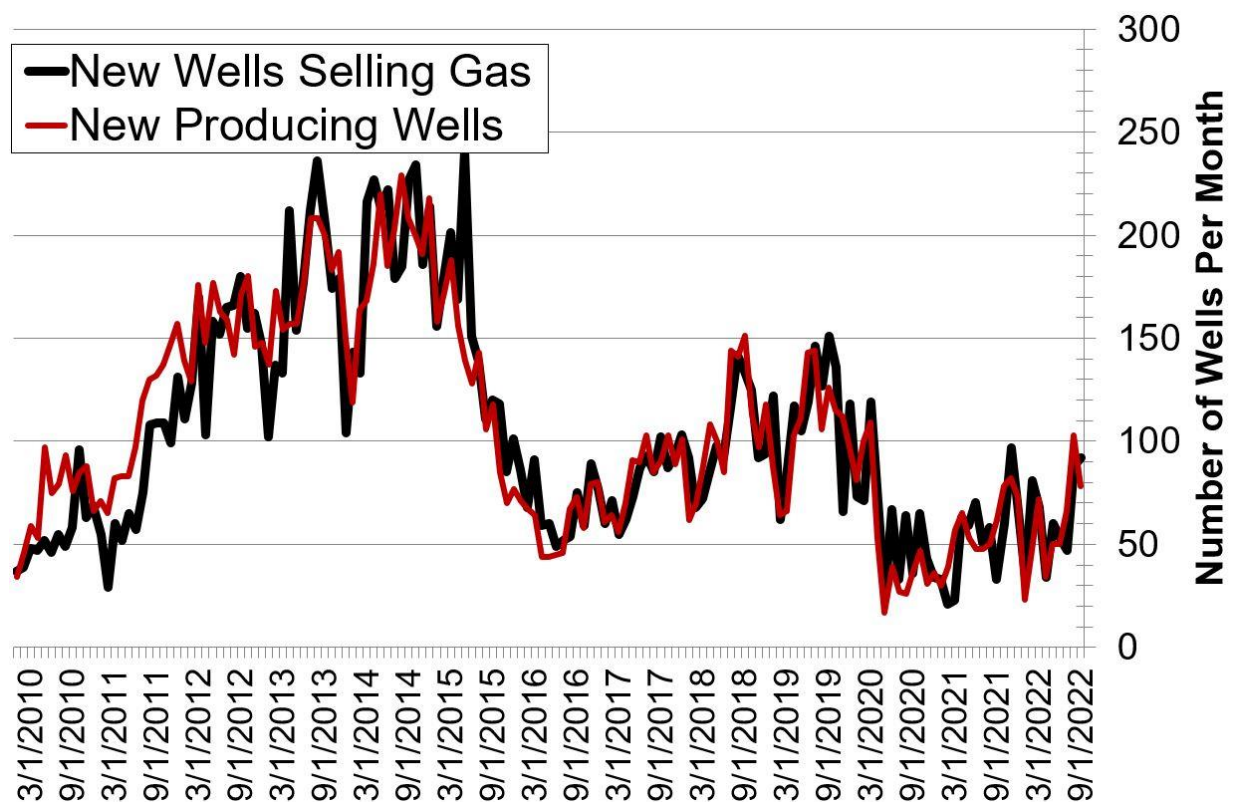


Williston Basin Truck/Rail Imports and Exports with Canada



Data for imports/exports chart is provided by the US International Trade Commission and represents traffic across US/Canada border in the Williston Basin area.

New Gas Sales Wells per Month



US Williston Basin Oil Production, BOPD

2021

MONTH	ND	EASTERN MT*	SD	TOTAL
January	1,147,724	50,433	2,874	1,201,031
February	1,083,820	48,246	2,828	1,134,894
March	1,109,005	49,523	2,744	1,161,273
April	1,121,776	48,440	2,644	1,172,860
May	1,129,785	47,273	2,640	1,179,698
June	1,134,758	44,101	3,103	1,181,962
July	1,078,883	43,758	2,884	1,125,525
August	1,108,084	47,285	2,892	1,158,261
September	1,113,963	50,412	2,847	1,167,222
October	1,110,828	48,953	2,853	1,162,634
November	1,158,553	48,585	2,780	1,209,918
December	1,144,999	47,957	2,717	1,195,673

2022

MONTH	ND	EASTERN MT*	SD	TOTAL
January	1,091,923	47,598	2,709	1,142,230
February	1,093,706	46,947	2,742	1,143,395
March	1,128,295	50,498	2,709	1,181,502
April	906,990	49,825	2,338	959,153
May	1,060,897	49,159	2,648	1,112,704
June	1,098,156	58,901	2,764	1,159,821
July	1,072,637	54,729	2,774	1,130,140
August	1,075,307	55,823	2,756	1,133,885
September	1,119,379			
October				
November				
December				

* Eastern Montana production composed of the following Counties: Carter, Daniels, Dawson, Fallon, McCone, Powder River, Prairie, Richland, Roosevelt, Sheridan, Valley, Wibaux