



# **MONTHLY UPDATE**

## **DECEMBER 2022 PRODUCTION & TRANSPORTATION**

Published: December 19, 2022

Justin J. Kringstad, Director

North Dakota Pipeline Authority

Office: 701.220.6227

[www.northdakotapipelines.com](http://www.northdakotapipelines.com)

# MONTHLY UPDATE

## DECEMBER 2022 PRODUCTION & TRANSPORTATION

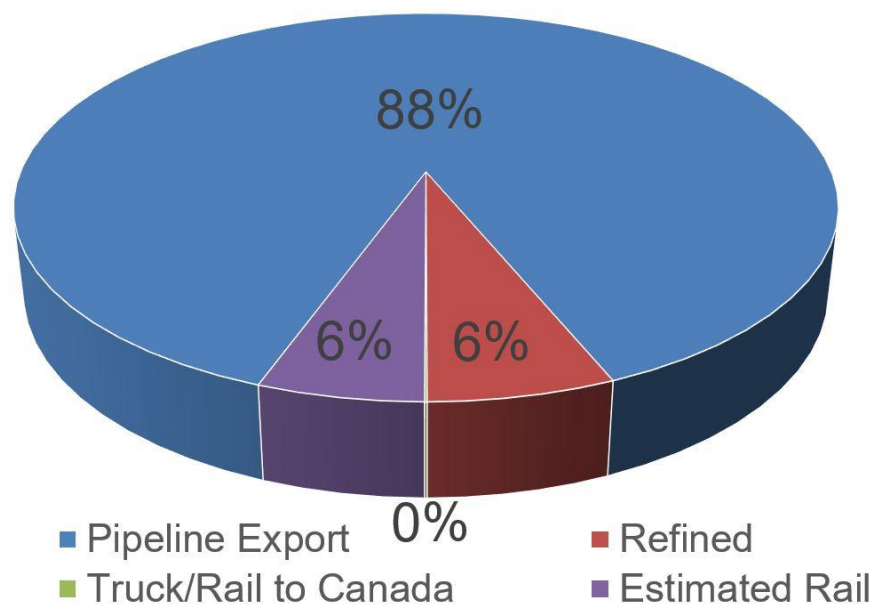
### North Dakota Oil Production

Month	Monthly Total, BBL	Average, BOPD
Sep. 2022 - Final	33,631,904	1,121,063
Oct. 2022 - Prelim.	34,735,201	1,120,490

### North Dakota Natural Gas Production

Month	Monthly Total, MCF	Average, MCFD
Sep. 2022 - Final	95,279,326	3,175,978
Oct. 2022 - Prelim.	97,452,179	3,143,619

### Estimated Williston Basin Oil Transportation, Oct. 2022



## CURRENT DRILLING ACTIVITY:

### NORTH DAKOTA<sup>1</sup>

43 Rigs

### EASTERN MONTANA<sup>2</sup>

4 Rigs

### SOUTH DAKOTA<sup>2</sup>

0 Rigs

### SOURCE (DEC 19, 2022):

1. ND Oil & Gas Division
2. Baker Hughes

## PRICES:

Crude (WTI): \$75.36

Crude (Brent): \$79.99

NYMEX Gas: \$5.92

SOURCE: BLOOMBERG  
(DEC 19, 2022 11AM CST)

## GAS STATS\*

95% CAPTURED & SOLD

4% FLARED DUE TO  
CHALLENGES OR  
CONSTRAINTS ON EXISTING  
GATHERING SYSTEMS

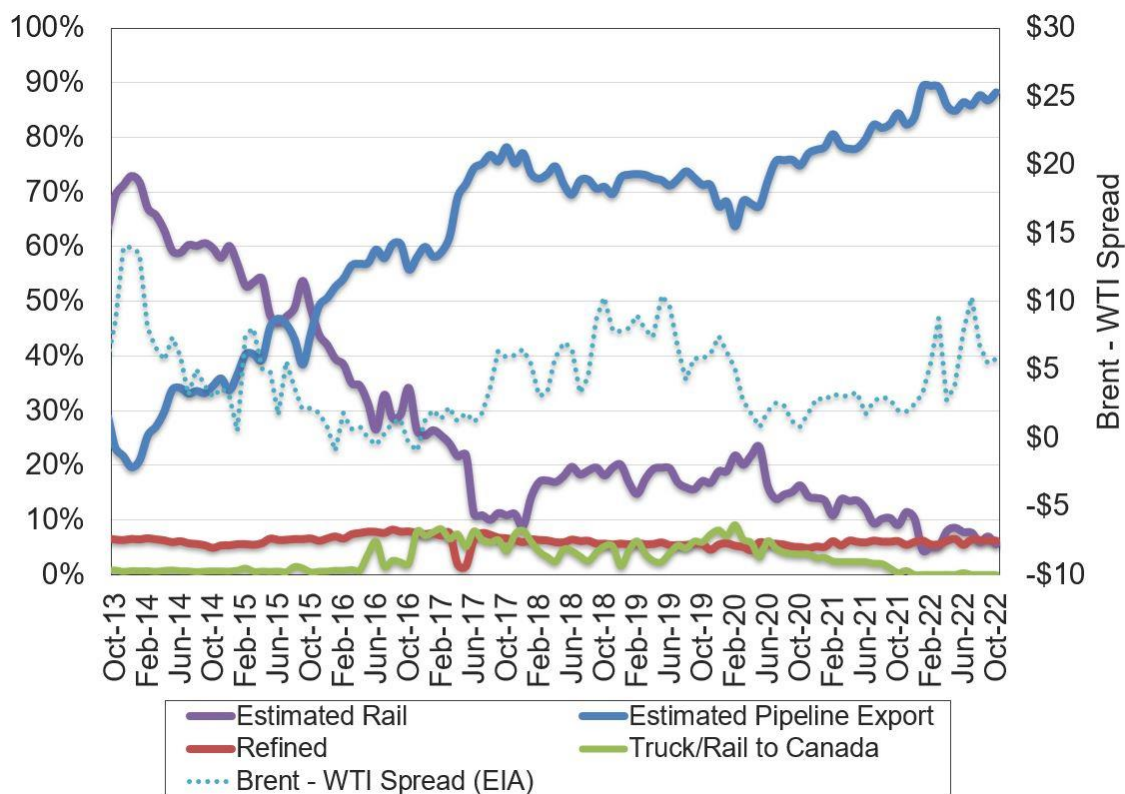
1% FLARED FROM WELL  
WITH ZERO SALES

\*OCT. 2022 NON-CONF DATA

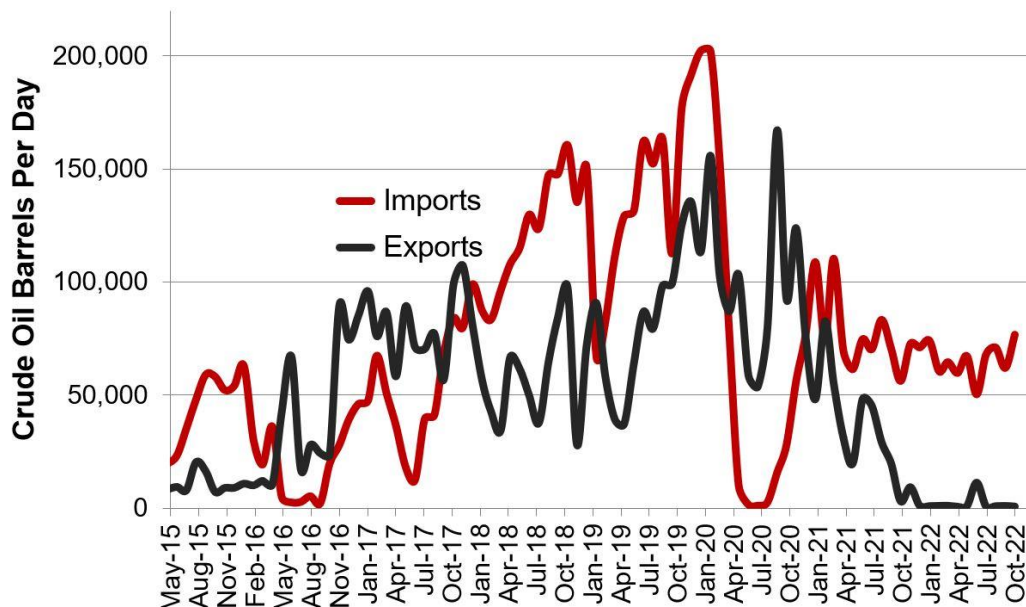
## Estimated North Dakota Rail Export Volumes



## Estimated Williston Basin Oil Transportation

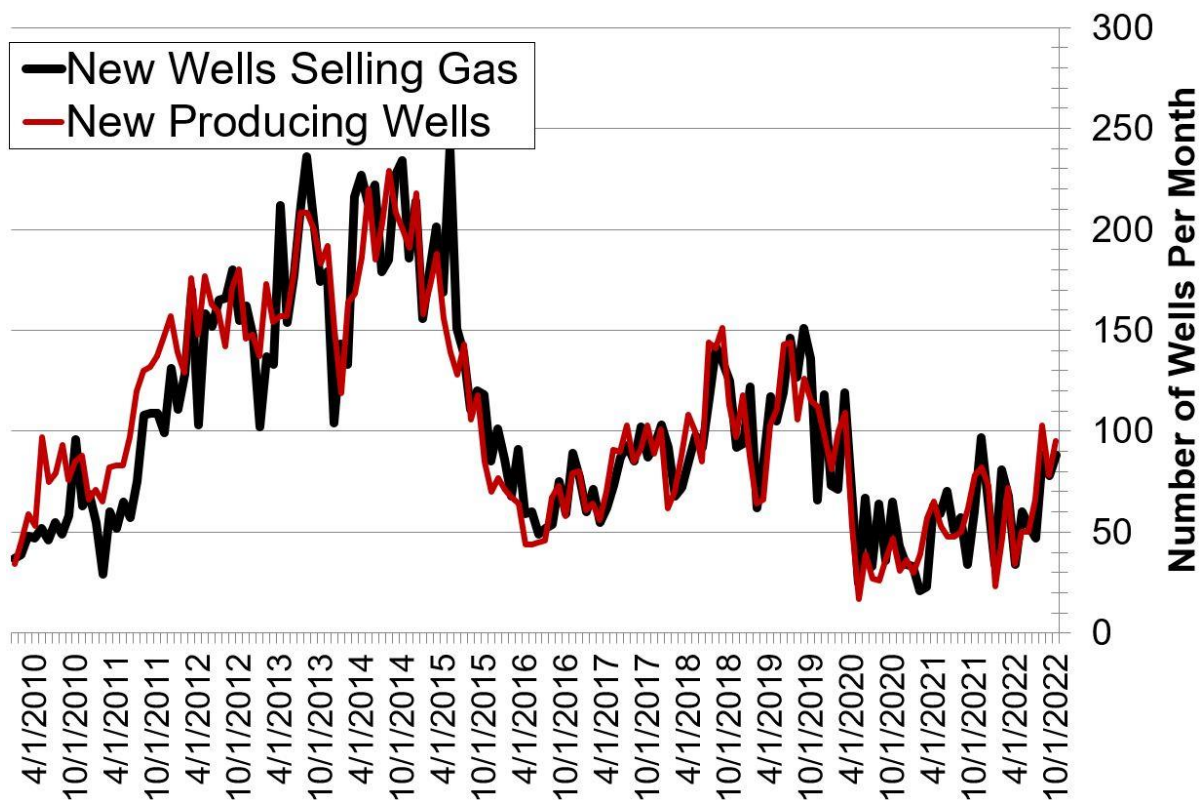


## Williston Basin Truck/Rail Imports and Exports with Canada



Data for imports/exports chart is provided by the US International Trade Commission and represents traffic across US/Canada border in the Williston Basin area.

## New Gas Sales Wells per Month



## US Williston Basin Oil Production, BOPD

### 2021

MONTH	ND	EASTERN MT*	SD	TOTAL
January	1,147,724	50,433	2,874	1,201,031
February	1,083,820	48,246	2,828	1,134,894
March	1,109,005	49,523	2,744	1,161,273
April	1,121,776	48,440	2,644	1,172,860
May	1,129,785	47,273	2,640	1,179,698
June	1,134,758	44,101	3,103	1,181,962
July	1,078,883	43,758	2,884	1,125,525
August	1,108,084	47,285	2,892	1,158,261
September	1,113,963	50,412	2,847	1,167,222
October	1,110,828	48,953	2,853	1,162,634
November	1,158,553	48,585	2,780	1,209,918
December	1,144,999	47,957	2,717	1,195,673

### 2022

MONTH	ND	EASTERN MT*	SD	TOTAL
January	1,091,923	47,598	2,709	1,142,230
February	1,093,706	46,947	2,742	1,143,395
March	1,128,295	50,498	2,709	1,181,502
April	906,990	49,825	2,338	959,153
May	1,060,897	49,159	2,648	1,112,704
June	1,098,156	58,901	2,764	1,159,821
July	1,072,637	54,729	2,774	1,130,140
August	1,075,307	55,823	2,756	1,133,885
September	1,121,063		2,679	
October	1,120,490			
November				
December				

\* Eastern Montana production composed of the following Counties: Carter, Daniels, Dawson, Fallon, McCone, Powder River, Prairie, Richland, Roosevelt, Sheridan, Valley, Wibaux