



MONTHLY UPDATE

MAY 2024 PRODUCTION & TRANSPORTATION

Published: May 17, 2024

Justin J. Kringstad, Director

North Dakota Pipeline Authority

Office: 701.220.6227

www.northdakotapipelines.com

MONTHLY UPDATE

MAY 2024 PRODUCTION & TRANSPORTATION

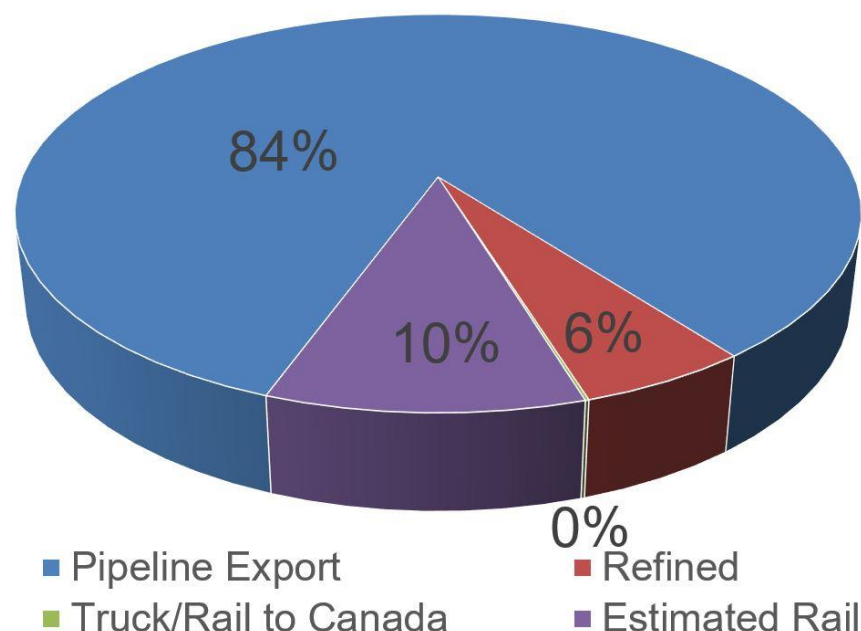
North Dakota Oil Production

Month	Monthly Total, BBL	Average, BOPD
Feb. 2024 - Final	36,310,965	1,252,102
Mar. 2024 - Prelim.	38,103,849	1,229,156

North Dakota Natural Gas Production

Month	Monthly Total, MCF	Average, MCFD
Feb. 2024 - Final	97,596,445	3,365,395
Mar. 2024 - Prelim.	105,042,928	3,388,482

Estimated Williston Basin Oil Transportation, Mar. 2024



CURRENT DRILLING ACTIVITY:

NORTH DAKOTA¹

36 Rigs

EASTERN MONTANA²

2 Rigs

SOUTH DAKOTA²

0 Rigs

SOURCE (MAY 17, 2024):

1. ND Oil & Gas Division
2. Baker Hughes

PRICES:

Crude (WTI): \$79.51

Crude (Brent): \$83.53

NYMEX Gas: \$2.58

SOURCE: BLOOMBERG
(MAY 17, 2023 12PM EST)

GAS STATS*

95% CAPTURED & SOLD

4% FLARED DUE TO
CHALLENGES OR
CONSTRAINTS ON EXISTING
GATHERING SYSTEMS

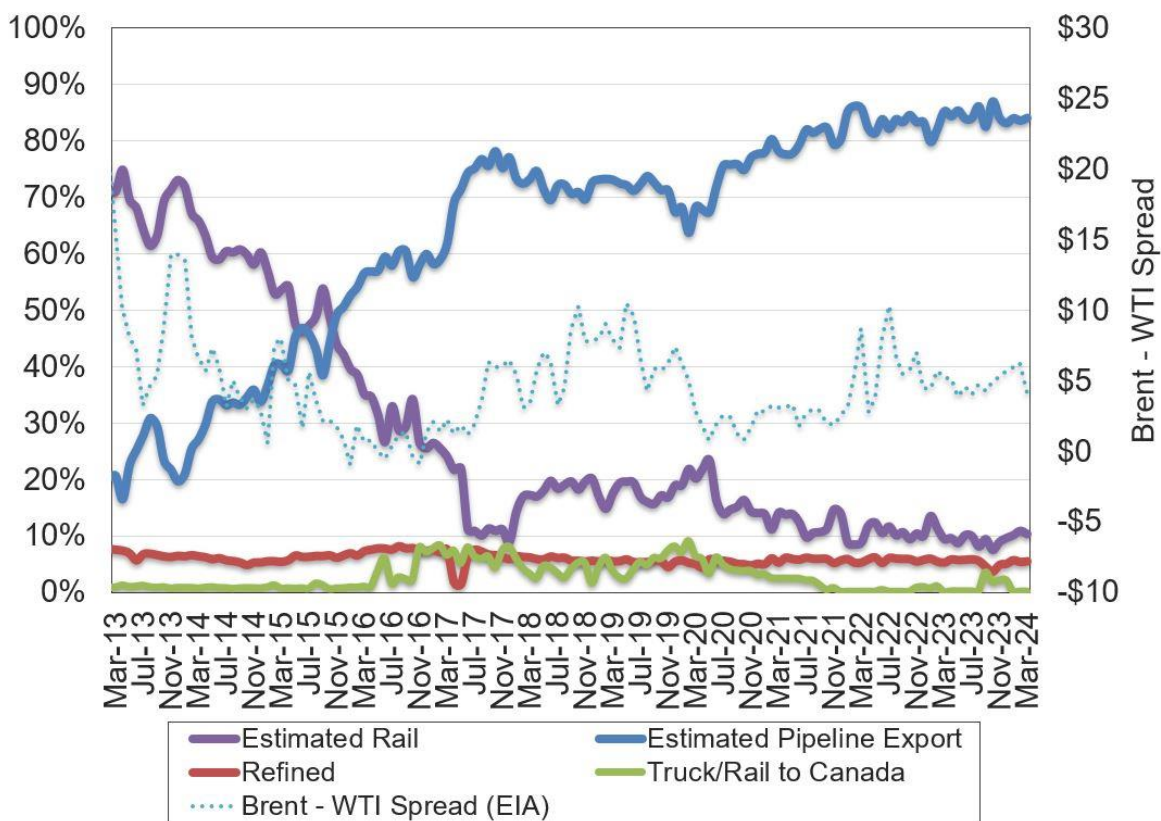
1% FLARED FROM WELL
WITH ZERO SALES

*MAR 2024 NON-CONF DATA

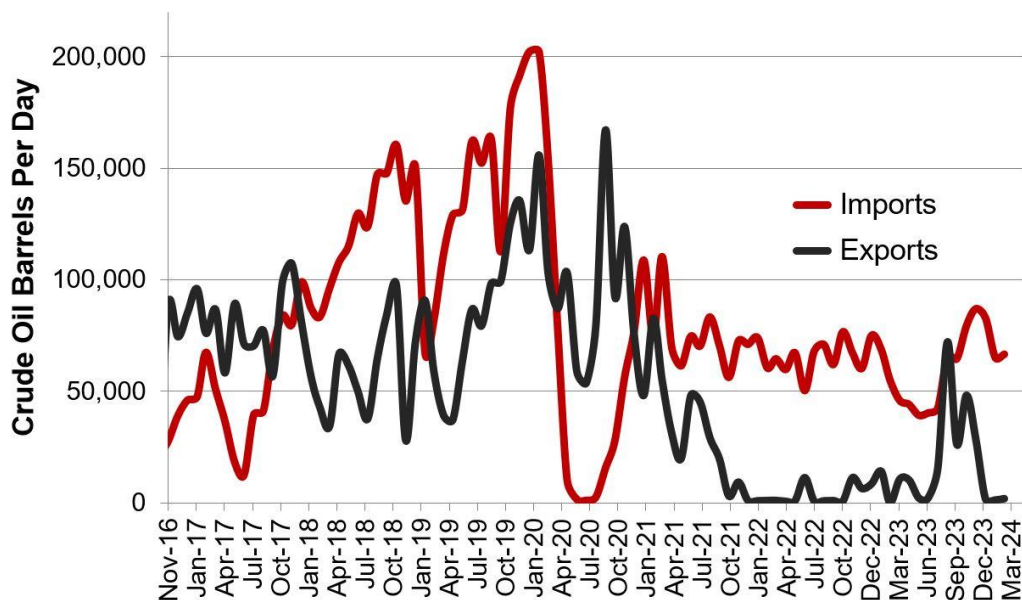
Estimated North Dakota Rail Export Volumes



Estimated Williston Basin Oil Transportation

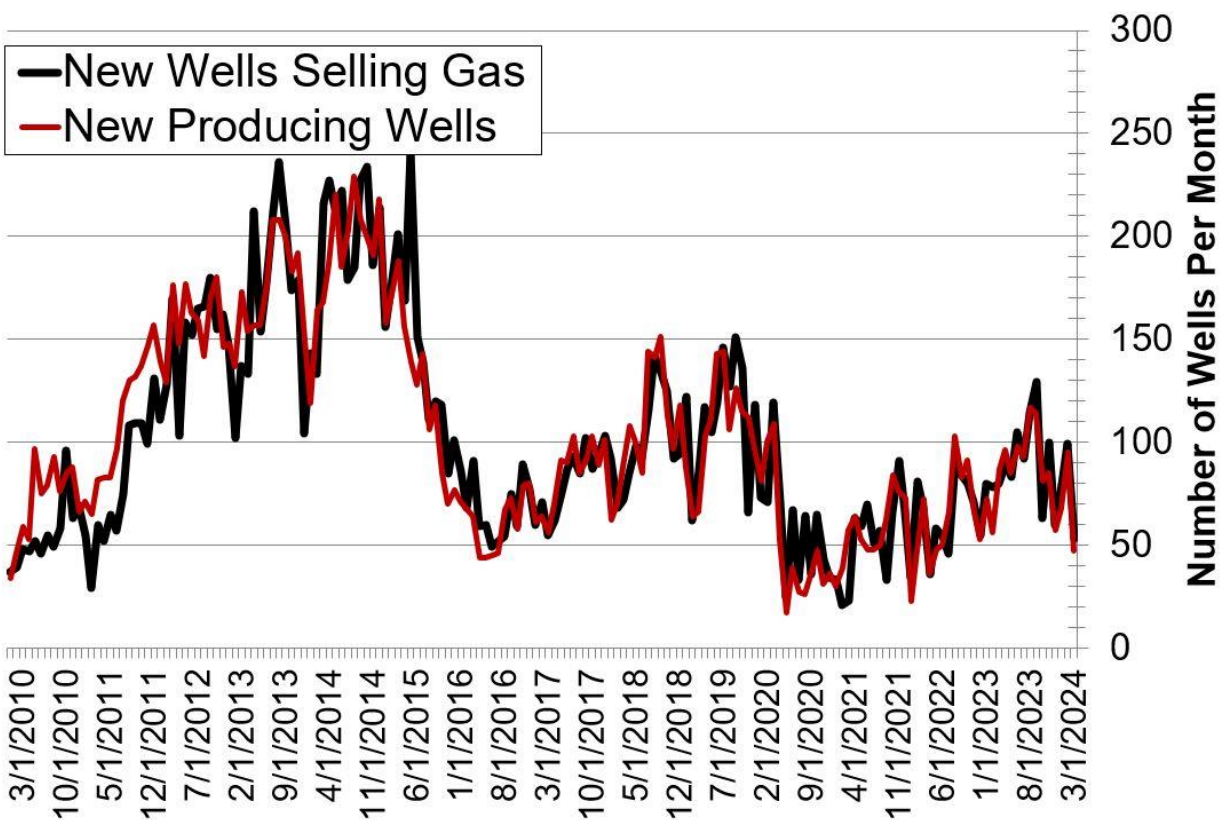


Williston Basin Truck/Rail Imports and Exports with Canada



Data for imports/exports chart is provided by the US International Trade Commission and represents traffic across US/Canada border in the Williston Basin area.

New Gas Sales Wells per Month



US Williston Basin Oil Production, BOPD

2023

MONTH	ND	EASTERN MT*	SD	TOTAL
January	1,062,924	62,114	2,610	1,127,648
February	1,158,988	63,558	2,475	1,225,021
March	1,124,917	64,596	2,652	1,192,165
April	1,135,872	61,933	2,557	1,200,362
May	1,140,253	61,302	2,560	1,204,115
June	1,174,603	59,742	2,275	1,236,620
July	1,187,084	56,986	2,311	1,246,381
August	1,219,832	62,381	2,540	1,284,753
September	1,290,356	62,811	2,504	1,355,671
October	1,255,517	62,610	2,452	1,320,579
November	1,279,103	63,089	2,448	1,344,641
December	1,275,004	63,259	2,496	1,340,759

2024

MONTH	ND	EASTERN MT*	SD	TOTAL
January	1,103,017	59,066	2,312	1,164,394
February	1,252,102	65,517	2,431	1,320,050
March	1,229,156	68,957		
April				
May				
June				
July				
August				
September				
October				
November				
December				

* Eastern Montana production composed of the following Counties: Carter, Daniels, Dawson, Fallon, McCone, Powder River, Prairie, Richland, Roosevelt, Sheridan, Valley, Wibaux