



MONTHLY UPDATE

AUGUST 2024 PRODUCTION & TRANSPORTATION

Published: August 15, 2024
Justin J. Kringstad, Director
North Dakota Pipeline Authority
Office: 701.220.6227
www.northdakotapipelines.com

MONTHLY UPDATE

AUGUST 2024 PRODUCTION & TRANSPORTATION

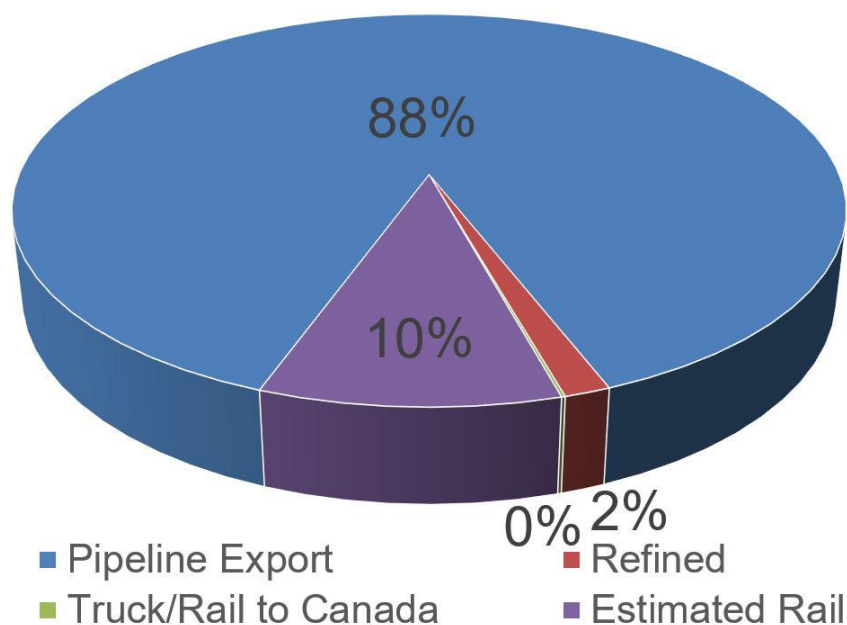
North Dakota Oil Production

Month	Monthly Total, BBL	Average, BOPD
May 2024 - Final	37,140,657	1,198,086
June 2024 - Prelim.	35,267,022	1,175,567

North Dakota Natural Gas Production

Month	Monthly Total, MCF	Average, MCFD
May 2024 - Final	108,814,366	3,510,141
June 2024 - Prelim.	104,181,310	3,472,710

Estimated Williston Basin Oil Transportation, June 2024



CURRENT DRILLING ACTIVITY:

NORTH DAKOTA¹

37 Rigs

EASTERN MONTANA²

1 Rigs

SOUTH DAKOTA²

0 Rigs

SOURCE (AUG 15, 2024):

1. ND Oil & Gas Division
2. Baker Hughes

PRICES:

Crude (WTI): \$77.96

Crude (Brent): \$80.83

NYMEX Gas: \$2.21

SOURCE: BLOOMBERG
(AUG 15, 2024 2PM EST)

GAS STATS*

94% CAPTURED & SOLD

5% FLARED DUE TO
CHALLENGES OR
CONSTRAINTS ON EXISTING
GATHERING SYSTEMS

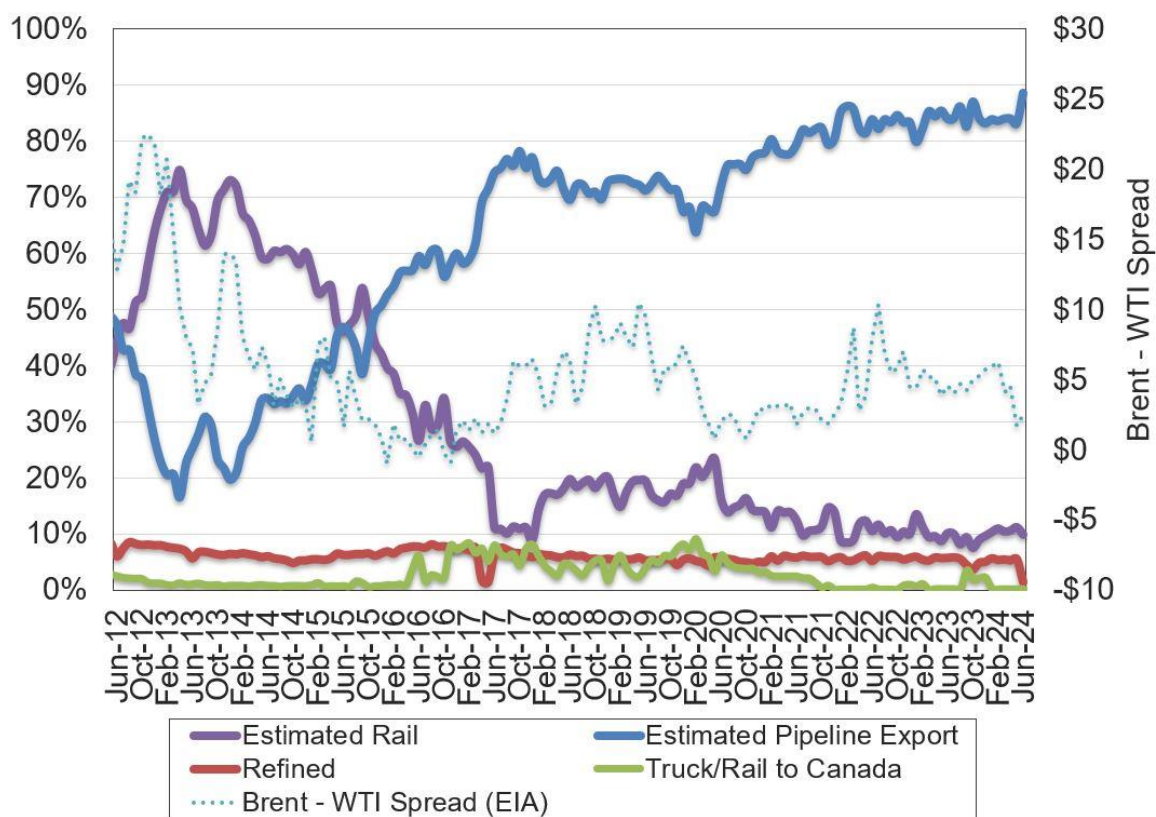
1% FLARED FROM WELL
WITH ZERO SALES

*JUNE 2024 NON-CONF DATA

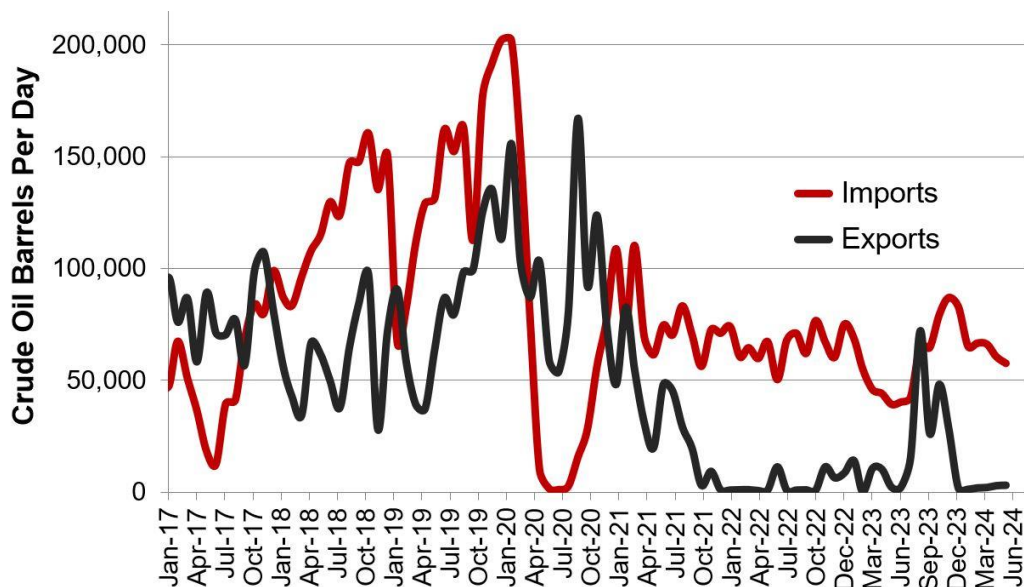
Estimated North Dakota Rail Export Volumes



Estimated Williston Basin Oil Transportation

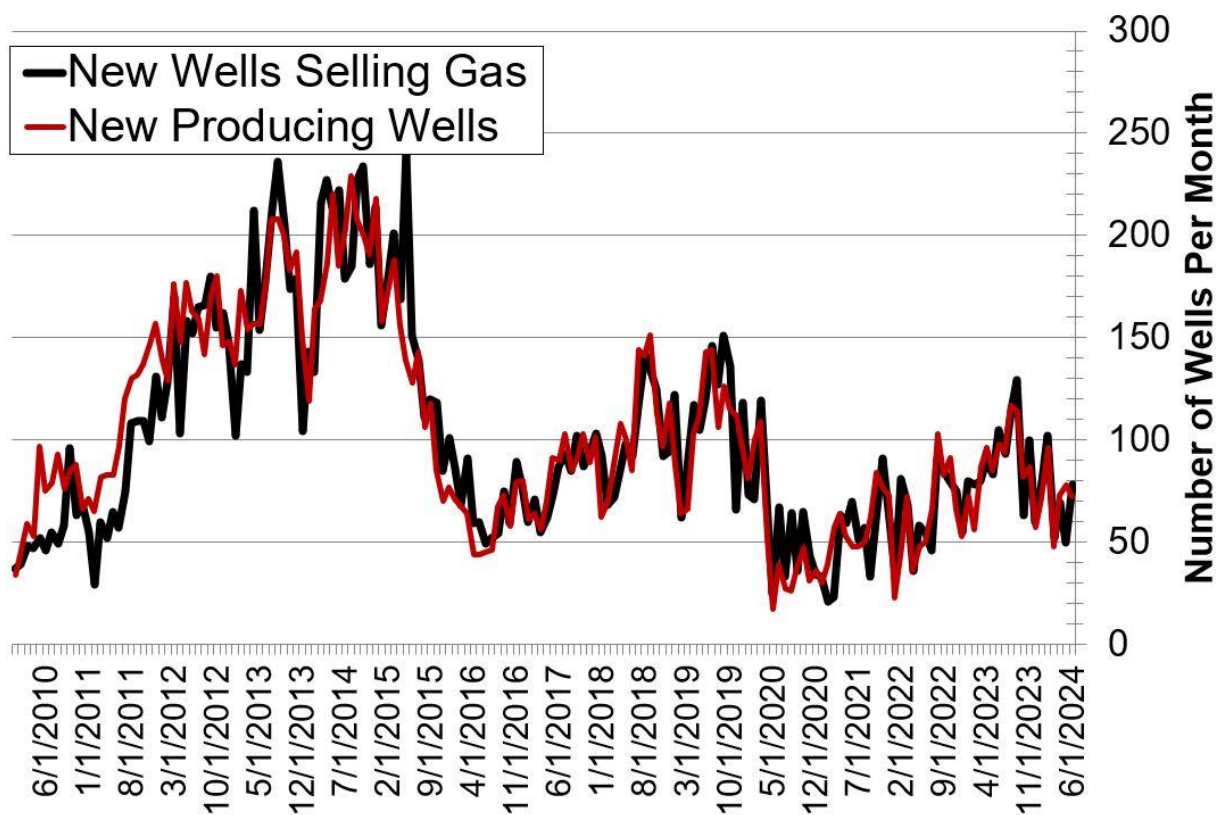


Williston Basin Truck/Rail Imports and Exports with Canada



Data for imports/exports chart is provided by the US International Trade Commission and represents traffic across US/Canada border in the Williston Basin area.

New Gas Sales Wells per Month



US Williston Basin Oil Production, BOPD

2023

MONTH	ND	EASTERN MT*	SD	TOTAL
January	1,062,924	62,114	2,610	1,127,648
February	1,158,988	63,559	2,475	1,225,021
March	1,124,917	64,596	2,652	1,192,165
April	1,135,872	61,956	2,557	1,200,385
May	1,140,253	61,310	2,560	1,204,123
June	1,174,603	59,744	2,275	1,236,621
July	1,187,084	56,994	2,311	1,246,388
August	1,219,832	62,412	2,540	1,284,784
September	1,290,356	62,829	2,504	1,355,689
October	1,255,517	62,674	2,452	1,320,642
November	1,279,103	63,120	2,448	1,344,671
December	1,275,004	63,288	2,496	1,340,788

2024

MONTH	ND	EASTERN MT*	SD	TOTAL
January	1,105,424	59,244	2,312	1,166,980
February	1,252,501	66,094	2,412	1,321,007
March	1,229,540	70,089	2,590	1,302,219
April	1,243,678	71,443	2,430	1,317,551
May	1,198,086		2,349	
June	1,175,567			
July				
August				
September				
October				
November				
December				

* Eastern Montana production composed of the following Counties: Carter, Daniels, Dawson, Fallon, McCone, Powder River, Prairie, Richland, Roosevelt, Sheridan, Valley, Wibaux