



MONTHLY UPDATE

MARCH 2025 PRODUCTION & TRANSPORTATION

Published: March 21, 2025
Justin J. Kringstad, Director
North Dakota Pipeline Authority
Office: 701.220.6227
www.northdakotapipelines.com

MONTHLY UPDATE

MARCH 2025 PRODUCTION & TRANSPORTATION

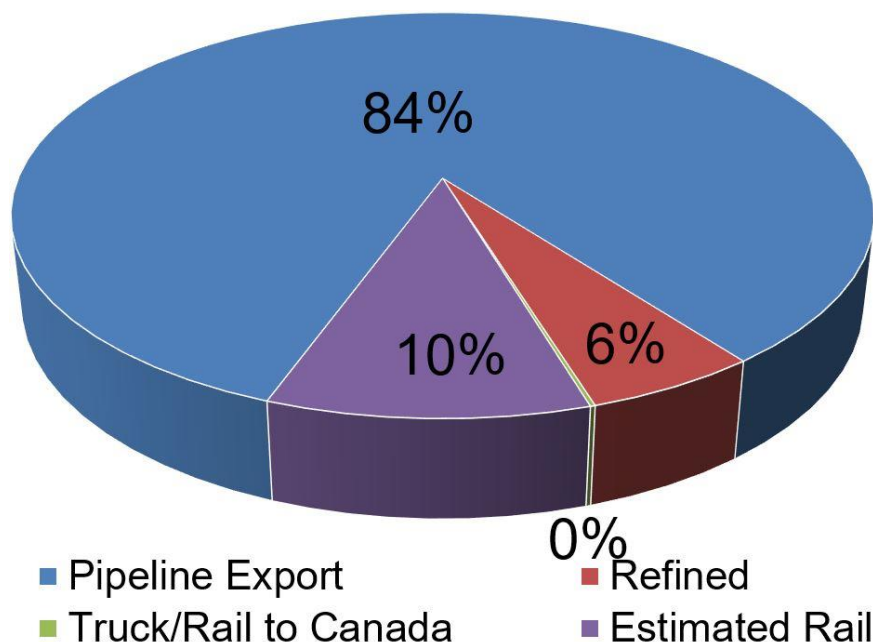
North Dakota Oil Production

Month	Monthly Total, BBL	Average, BOPD
Dec. 2024 - Final	36,959,684	1,192,248
Jan. 2025 - Prelim.	36,340,859	1,172,286

North Dakota Natural Gas Production

Month	Monthly Total, MCF	Average, MCFD
Dec. 2024 - Final	104,692,665	3,377,183
Jan. 2025 - Prelim.	103,066,289	3,324,719

Estimated Williston Basin Oil Transportation, Jan. 2025



CURRENT DRILLING ACTIVITY:

NORTH DAKOTA¹

30 Rigs

EASTERN MONTANA²

2 Rigs

SOUTH DAKOTA²

0 Rigs

SOURCE (MAR 20, 2025):

1. ND Oil & Gas Division
2. Baker Hughes

PRICES:

Crude (WTI): \$68.15

Crude (Brent): \$71.77

NYMEX Gas: \$4.06

SOURCE: BLOOMBERG
(MAR 20, 2025 11AM EST)

GAS STATS*

95% CAPTURED & SOLD

4% FLARED DUE TO
CHALLENGES OR
CONSTRAINTS ON EXISTING
GATHERING SYSTEMS

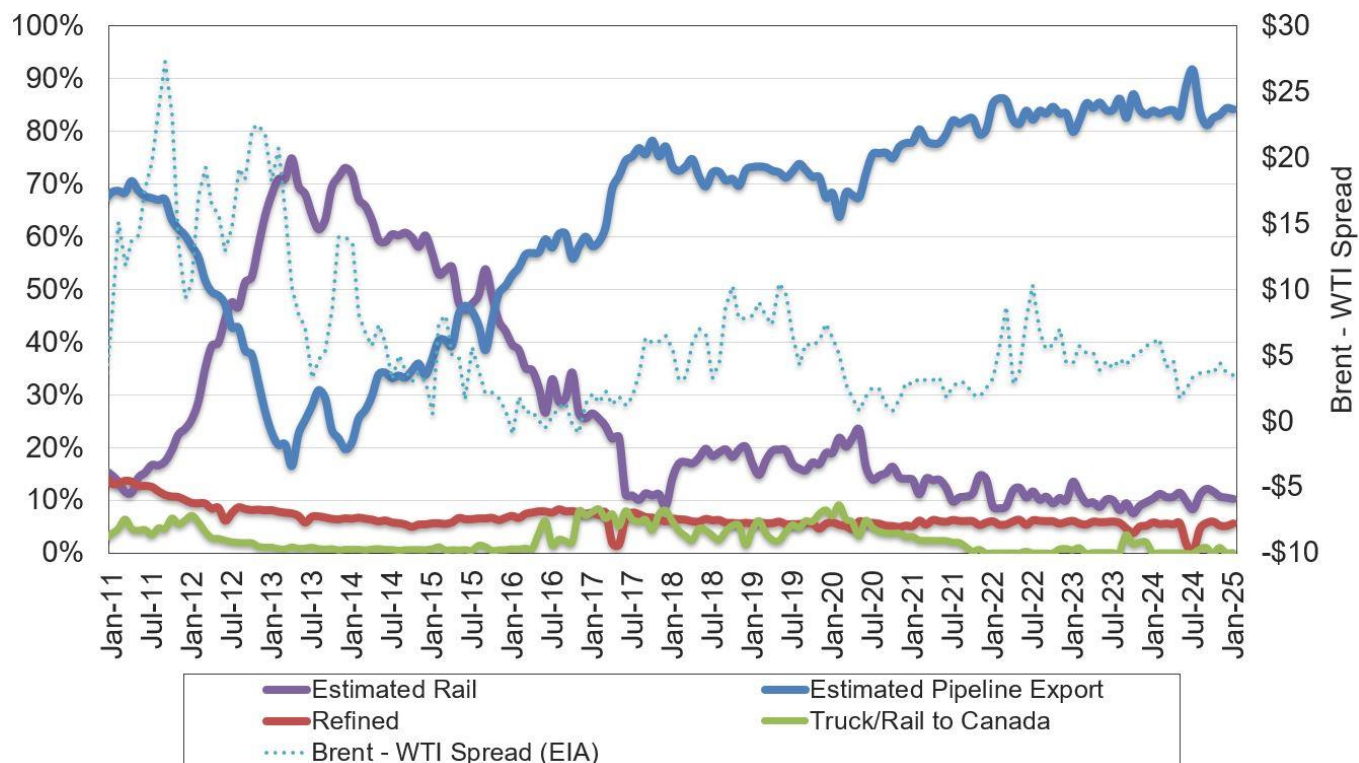
1% FLARED FROM WELL
WITH ZERO SALES

*JAN 2025 NON-CONF DATA

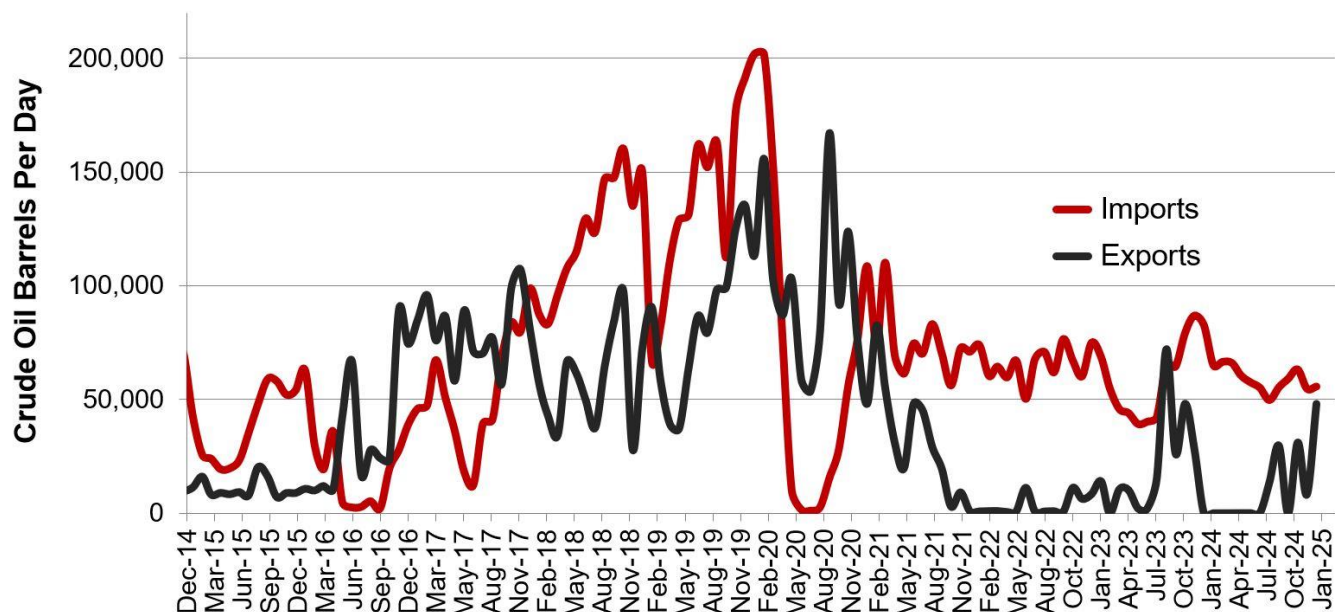
Estimated North Dakota Rail Export Volumes



Estimated Williston Basin Oil Transportation

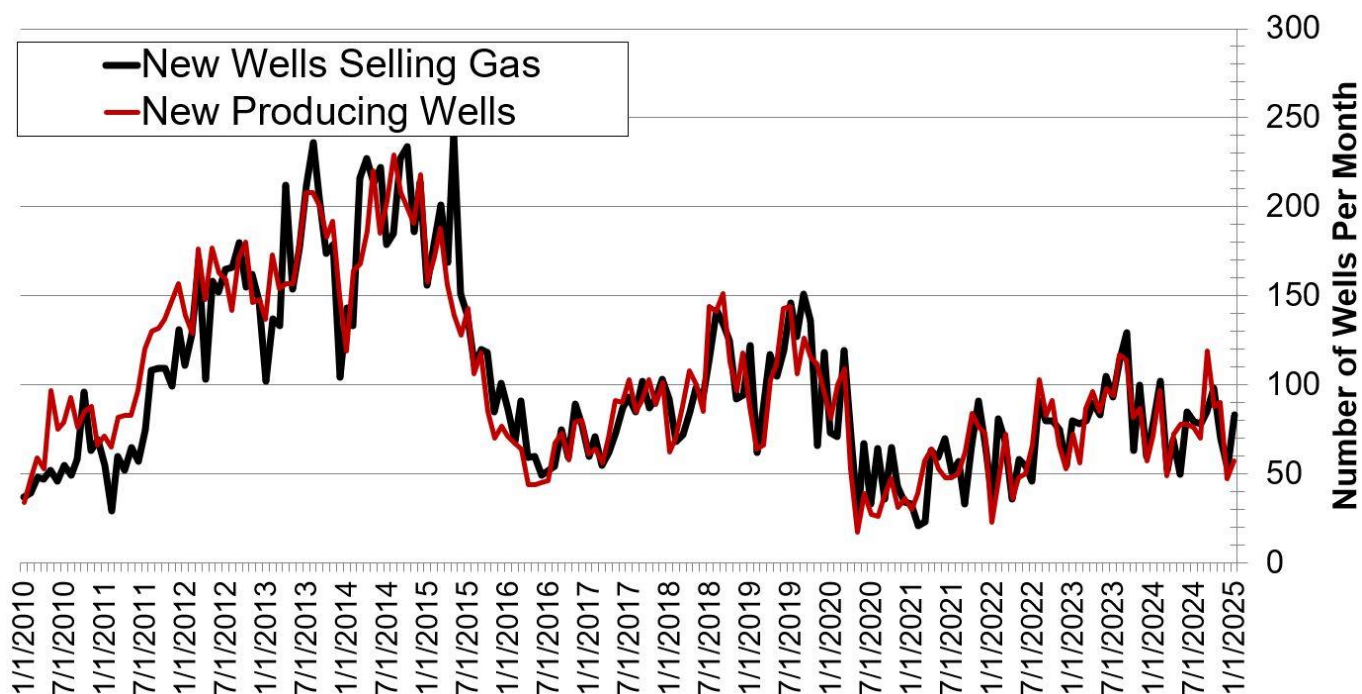


Williston Basin Truck/Rail Imports and Exports with Canada



Data for imports/exports chart is provided by the US International Trade Commission and represents traffic across US/Canada border in the Williston Basin area.

New Gas Sales Wells per Month



US Williston Basin Oil Production, BOPD

2024

MONTH	ND	EASTERN MT*	SD	TOTAL
January	1,105,208	59,279	2,312	1,166,798
February	1,256,126	66,332	2,412	1,324,870
March	1,231,474	70,690	2,590	1,304,754
April	1,243,018	72,393	2,430	1,317,841
May	1,198,803	72,636	2,349	1,273,788
June	1,186,409	71,584	2,370	1,260,363
July	1,169,457	69,339	2,329	1,241,125
August	1,176,696	75,906	2,349	1,254,951
September	1,203,157	74,839	2,326	1,280,322
October	1,180,995	77,218	2,487	1,260,700
November	1,225,297	80,322	2,265	1,307,884
December	1,192,248		2,246	

2025

MONTH	ND	EASTERN MT*	SD	TOTAL
January	1,172,286			
February				
March				
April				
May				
June				
July				
August				
September				
October				
November				
December				

* Eastern Montana production composed of the following Counties: Carter, Daniels, Dawson, Fallon, McCone, Powder River, Prairie, Richland, Roosevelt, Sheridan, Valley, Wibaux