



MONTHLY UPDATE

APRIL 2025 PRODUCTION & TRANSPORTATION

Published: April 22, 2025
Justin J. Kringstad, Director
North Dakota Pipeline Authority
Office: 701.220.6227
www.northdakotapipelines.com

MONTHLY UPDATE

APRIL 2025 PRODUCTION & TRANSPORTATION

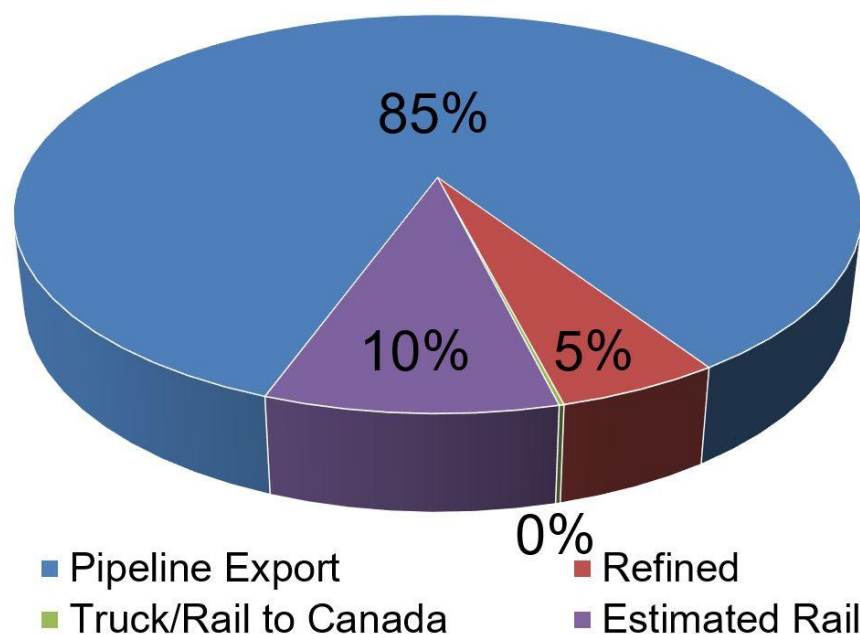
North Dakota Oil Production

Month	Monthly Total, BBL	Average, BOPD
Jan. 2025 - Final	36,428,942	1,175,127
Feb. 2025 - Prelim.	32,588,472	1,163,874

North Dakota Natural Gas Production

Month	Monthly Total, MCF	Average, MCFD
Jan. 2025 - Final	102,995,417	3,322,433
Feb. 2025 - Prelim.	91,519,662	3,268,559

Estimated Williston Basin Oil Transportation, Feb. 2025



CURRENT DRILLING ACTIVITY:

NORTH DAKOTA¹

32 Rigs

EASTERN MONTANA²

1 Rigs

SOUTH DAKOTA²

0 Rigs

SOURCE (APR 22, 2025):

1. ND Oil & Gas Division
2. Baker Hughes

PRICES:

Crude (WTI): \$64.10

Crude (Brent): \$67.12

NYMEX Gas: \$3.03

**SOURCE: BLOOMBERG
(APR 22, 2025 10AM EST)**

GAS STATS*

95% CAPTURED & SOLD

4% FLARED DUE TO
CHALLENGES OR
CONSTRAINTS ON EXISTING
GATHERING SYSTEMS

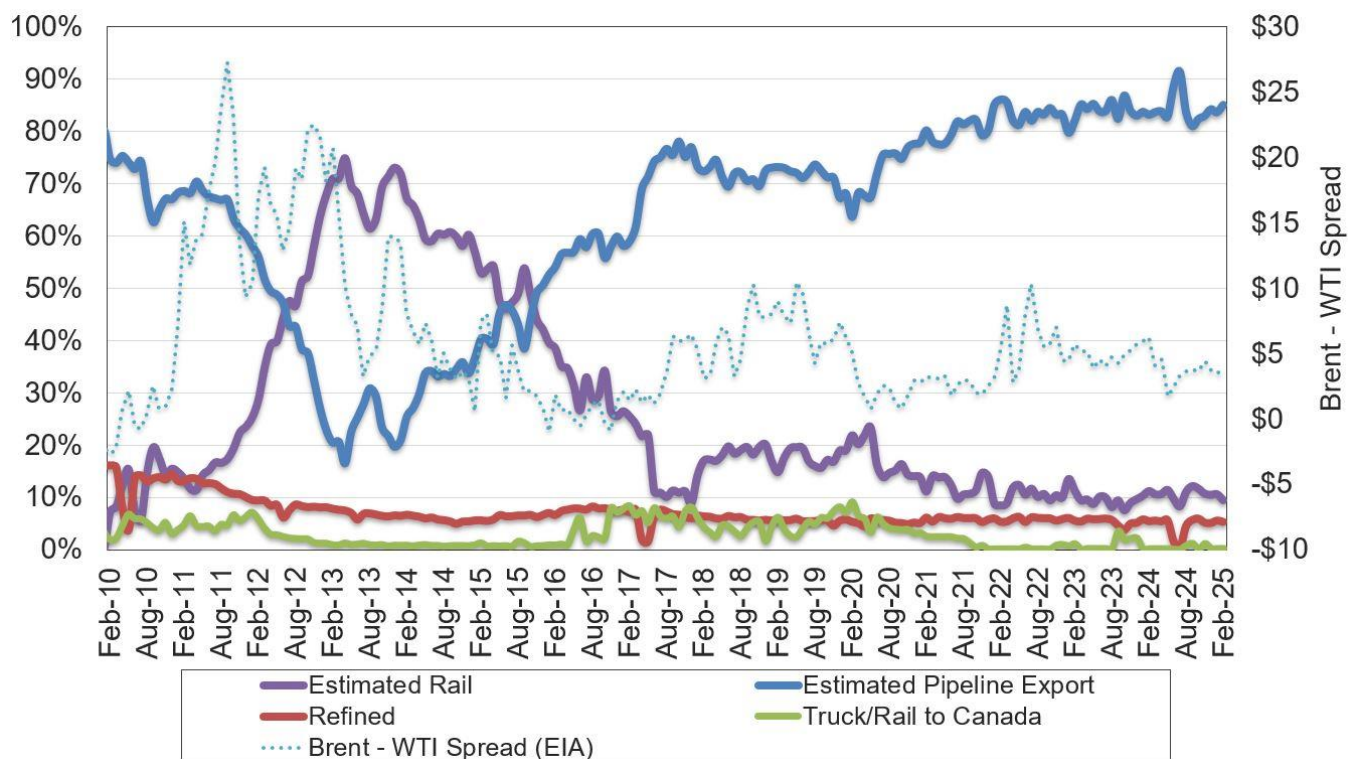
1% FLARED FROM WELL
WITH ZERO SALES

**FEB 2025 NON-CONF DATA*

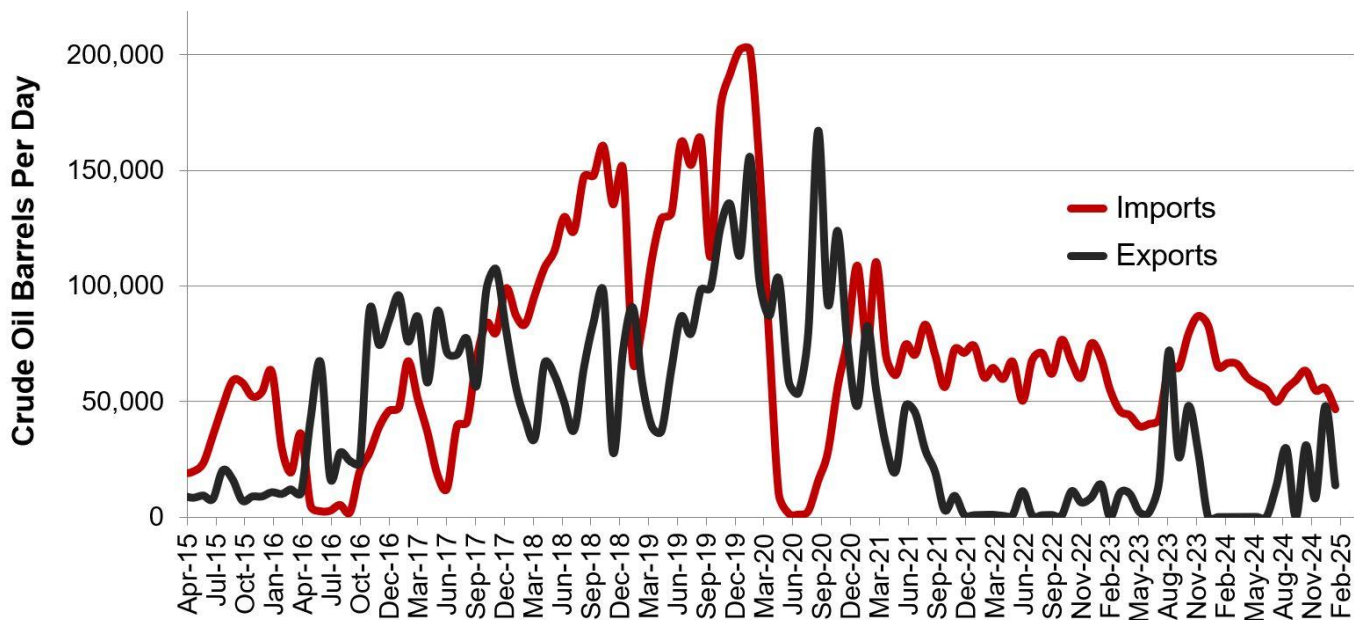
Estimated North Dakota Rail Export Volumes



Estimated Williston Basin Oil Transportation

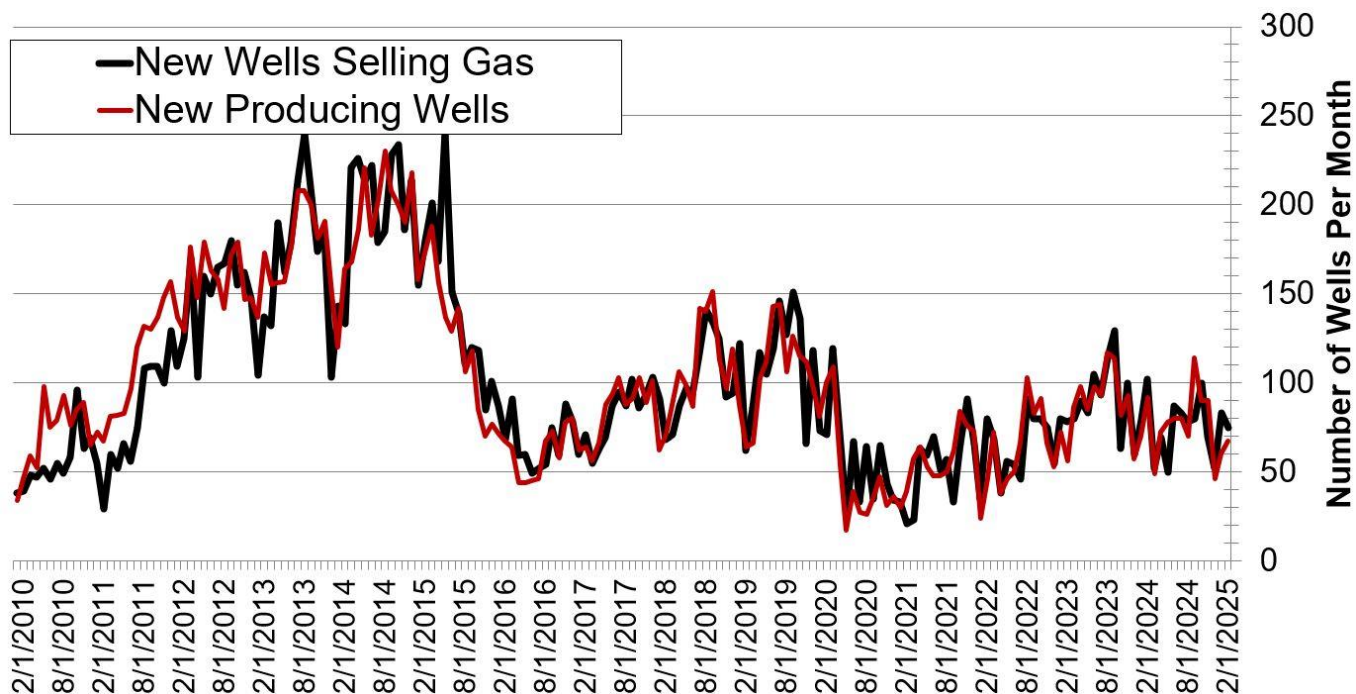


Williston Basin Truck/Rail Imports and Exports with Canada



Data for imports/exports chart is provided by the US International Trade Commission and represents traffic across US/Canada border in the Williston Basin area.

New Gas Sales Wells per Month



US Williston Basin Oil Production, BOPD

2024

MONTH	ND	EASTERN MT*	SD	TOTAL
January	1,105,208	59,279	2,312	1,166,798
February	1,256,126	66,332	2,412	1,324,870
March	1,231,474	70,690	2,590	1,304,754
April	1,243,018	72,393	2,430	1,317,841
May	1,198,803	72,636	2,349	1,273,788
June	1,186,409	71,587	2,370	1,260,366
July	1,169,457	69,348	2,329	1,241,134
August	1,176,696	75,914	2,349	1,254,959
September	1,203,157	74,878	2,326	1,280,361
October	1,180,995	78,486	2,487	1,261,968
November	1,225,297	83,144	2,265	1,310,706
December	1,192,248	76,408	2,246	1,270,901

2025

MONTH	ND	EASTERN MT*	SD	TOTAL
January	1,175,127	74,307	2,281	1,251,715
February	1,163,874			
March				
April				
May				
June				
July				
August				
September				
October				
November				
December				

* Eastern Montana production composed of the following Counties: Carter, Daniels, Dawson, Fallon, McCone, Powder River, Prairie, Richland, Roosevelt, Sheridan, Valley, Wibaux