



MONTHLY UPDATE

MAY 2025 PRODUCTION & TRANSPORTATION

Published: May 16, 2025

Justin J. Kringstad, Director

North Dakota Pipeline Authority

Office: 701.220.6227

www.northdakotapipelines.com

MONTHLY UPDATE

MAY 2025 PRODUCTION & TRANSPORTATION

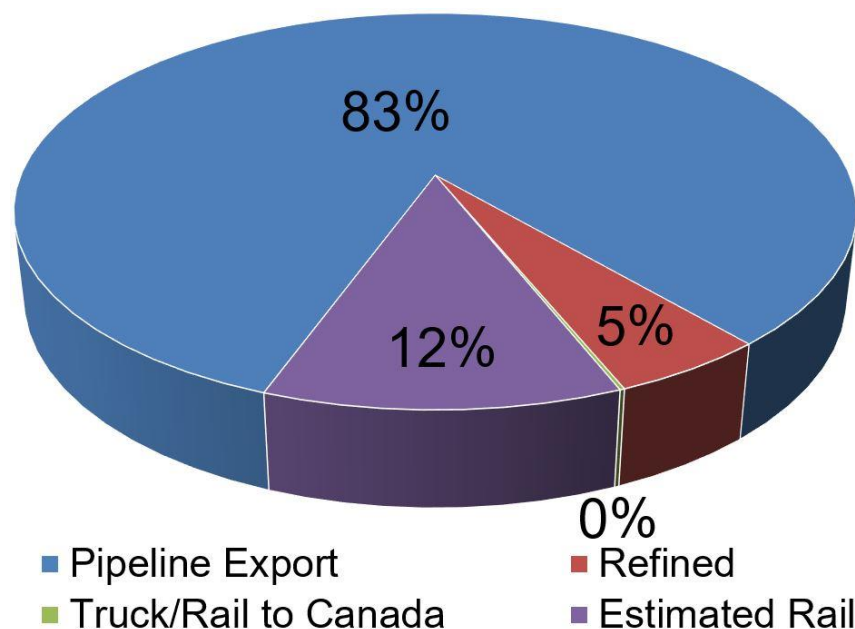
North Dakota Oil Production

Month	Monthly Total, BBL	Average, BOPD
Feb. 2025 - Final	32,631,332	1,165,405
Mar. 2025 - Prelim.	36,987,282	1,193,138

North Dakota Natural Gas Production

Month	Monthly Total, MCF	Average, MCFD
Feb. 2025 - Final	91,552,432	3,269,730
Mar. 2025 - Prelim.	106,584,643	3,438,214

Estimated Williston Basin Oil Transportation, Mar. 2025



CURRENT DRILLING ACTIVITY:

NORTH DAKOTA¹

31 Rigs

EASTERN MONTANA²

1 Rigs

SOUTH DAKOTA²

0 Rigs

SOURCE (MAY 16, 2025):

1. ND Oil & Gas Division
2. Baker Hughes

PRICES:

Crude (WTI): \$62.49

Crude (Brent): \$65.42

NYMEX Gas: \$3.34

SOURCE: BLOOMBERG
(MAY 16, 2025 11AM EST)

GAS STATS*

96% CAPTURED & SOLD

3% FLARED DUE TO
CHALLENGES OR
CONSTRAINTS ON EXISTING
GATHERING SYSTEMS

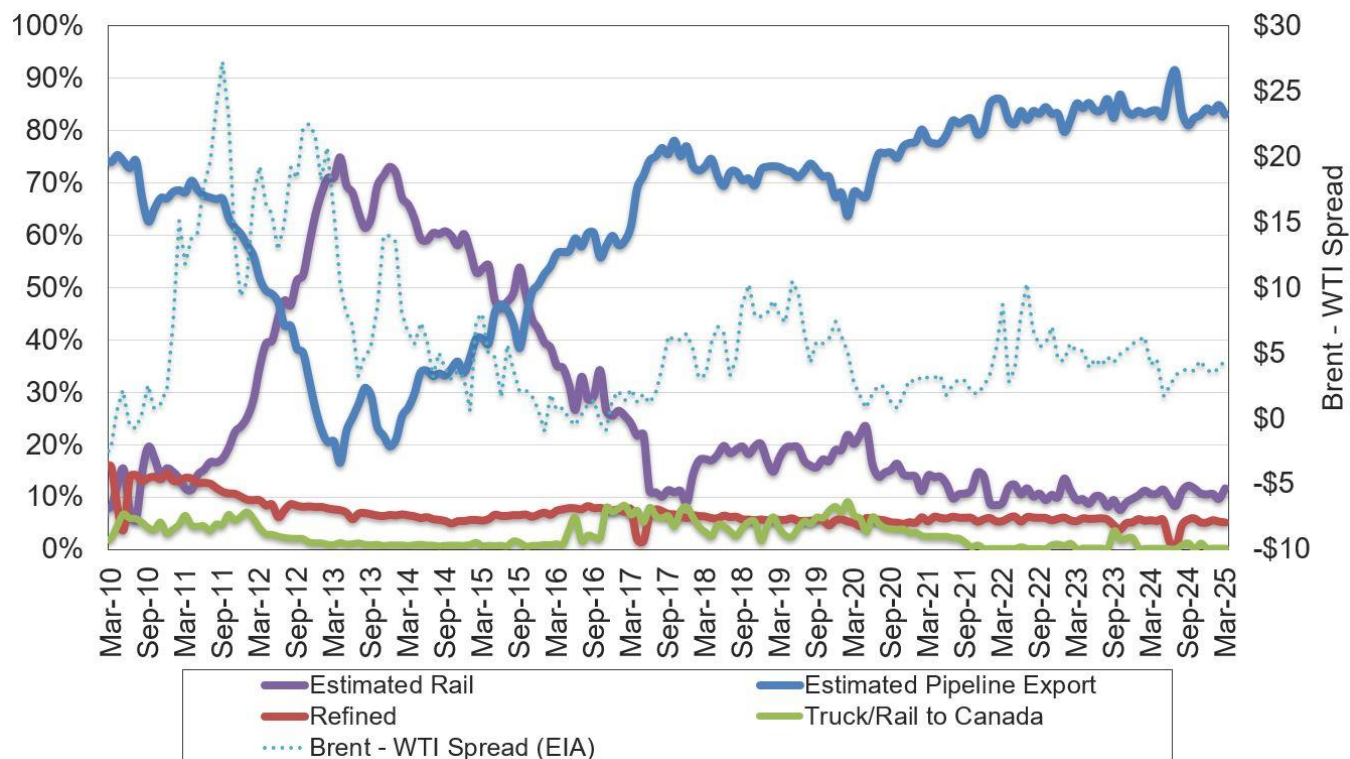
1% FLARED FROM WELL
WITH ZERO SALES

*MAR 2025 NON-CONF DATA

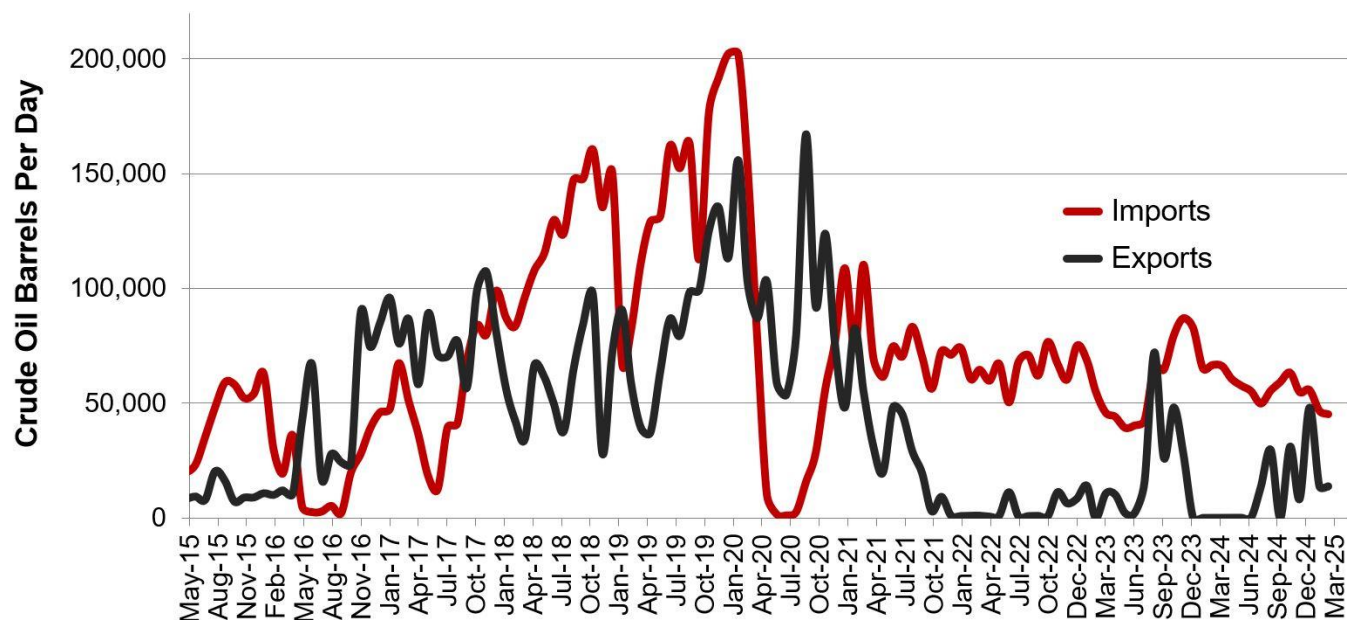
Estimated North Dakota Rail Export Volumes



Estimated Williston Basin Oil Transportation

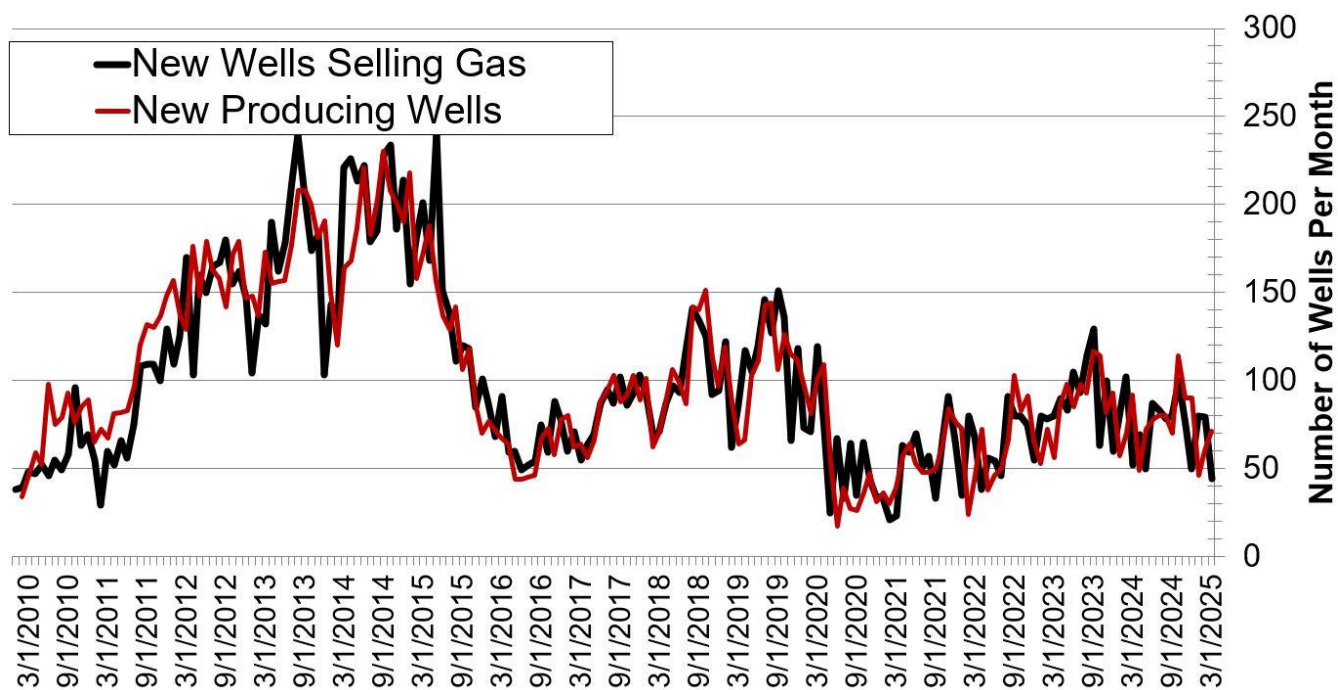


Williston Basin Truck/Rail Imports and Exports with Canada



Data for imports/exports chart is provided by the US International Trade Commission and represents traffic across US/Canada border in the Williston Basin area.

New Gas Sales Wells per Month



US Williston Basin Oil Production, BOPD

2024

MONTH	ND	EASTERN MT*	SD	TOTAL
January	1,105,208	59,306	2,312	1,166,825
February	1,256,126	66,332	2,412	1,324,870
March	1,231,474	70,690	2,590	1,304,754
April	1,243,018	72,393	2,430	1,317,841
May	1,198,803	72,636	2,349	1,273,788
June	1,186,409	71,587	2,370	1,260,366
July	1,169,457	69,440	2,329	1,241,226
August	1,176,696	75,916	2,349	1,254,961
September	1,203,157	74,892	2,326	1,280,375
October	1,180,995	78,485	2,487	1,261,967
November	1,225,297	83,152	2,265	1,310,714
December	1,191,291	76,524	2,246	1,270,061

2025

MONTH	ND	EASTERN MT*	SD	TOTAL
January	1,175,128	74,531	2,281	1,251,940
February	1,165,405	71,241	2,282	1,238,927
March	1,193,138			
April				
May				
June				
July				
August				
September				
October				
November				
December				

* Eastern Montana production composed of the following Counties: Carter, Daniels, Dawson, Fallon, McCone, Powder River, Prairie, Richland, Roosevelt, Sheridan, Valley, Wibaux