



MONTHLY UPDATE

APRIL 2025 PRODUCTION & TRANSPORTATION

Published: June 24, 2025
Justin J. Kringstad, Director
North Dakota Pipeline Authority
Office: 701.220.6227
www.northdakotapipelines.com

MONTHLY UPDATE

APRIL 2025 PRODUCTION & TRANSPORTATION

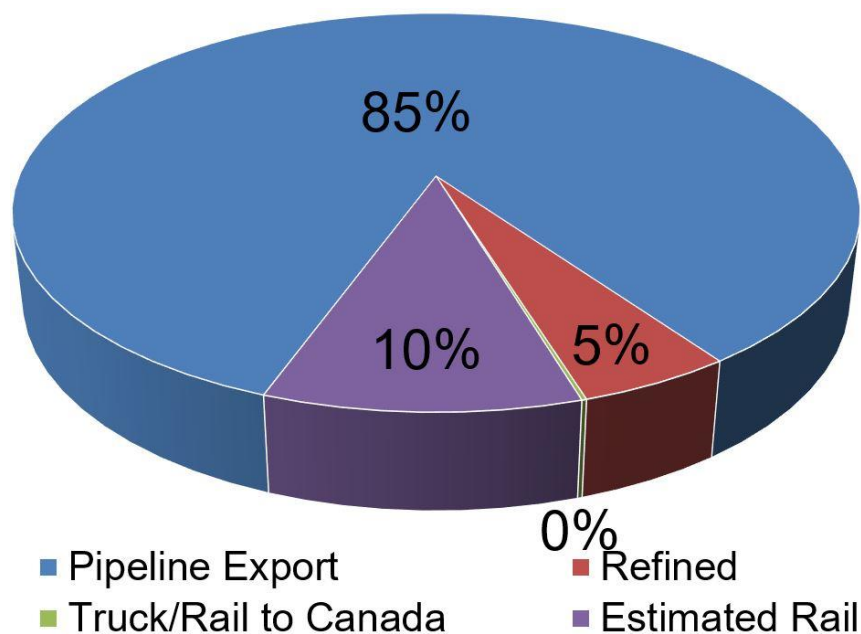
North Dakota Oil Production

| Month | Monthly Total, BBL | Average, BOPD |
|---------------------|--------------------|---------------|
| Mar. 2025 - Final | 36,995,308 | 1,193,397 |
| Apr. 2025 - Prelim. | 35,151,886 | 1,171,730 |

North Dakota Natural Gas Production

| Month | Monthly Total, MCF | Average, MCFD |
|---------------------|--------------------|---------------|
| Mar. 2025 - Final | 106,833,099 | 3,446,229 |
| Apr. 2025 - Prelim. | 104,140,397 | 3,471,347 |

Estimated Williston Basin Oil Transportation, Apr. 2025



CURRENT DRILLING ACTIVITY:

NORTH DAKOTA¹

32 Rigs

EASTERN MONTANA²

2 Rigs

SOUTH DAKOTA²

0 Rigs

SOURCE (JUNE 23, 2025):

1. ND Oil & Gas Division
2. Baker Hughes

PRICES:

Crude (WTI): \$67.51

Crude (Brent): \$70.42

NYMEX Gas: \$3.67

SOURCE: BLOOMBERG
(JUNE 23, 2025 4PM EST)

GAS STATS*

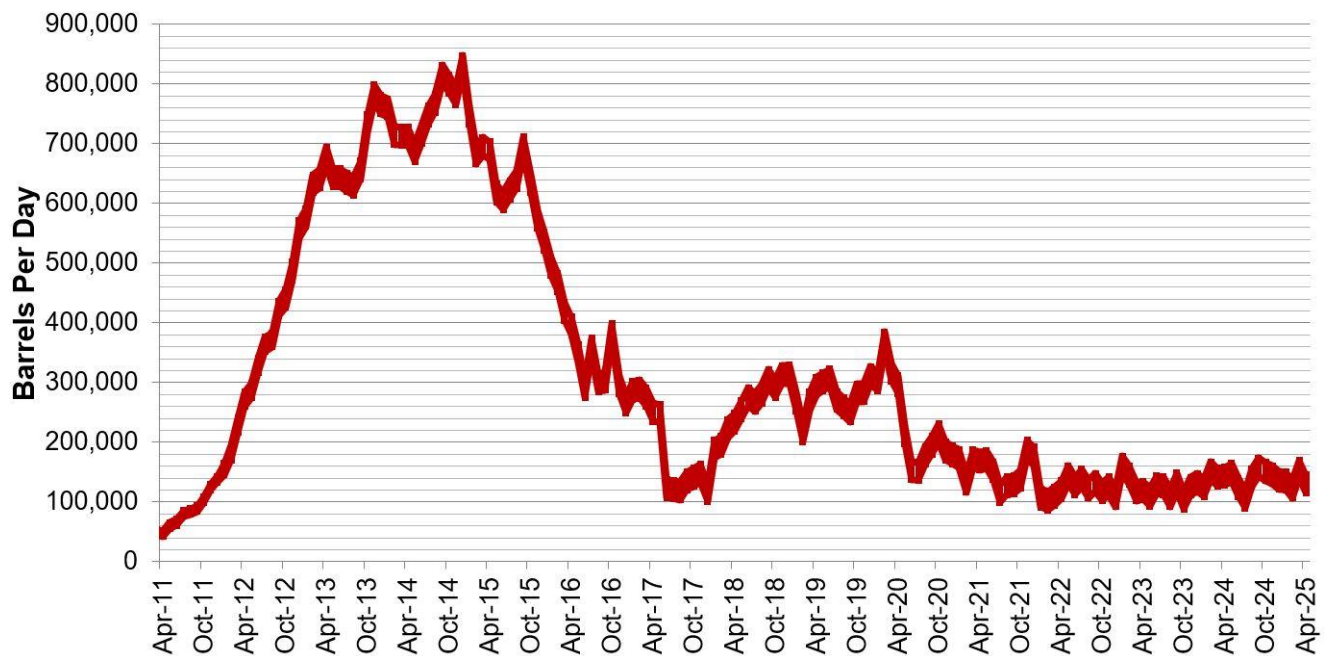
96% CAPTURED & SOLD

3% FLARED DUE TO
CHALLENGES OR
CONSTRAINTS ON EXISTING
GATHERING SYSTEMS

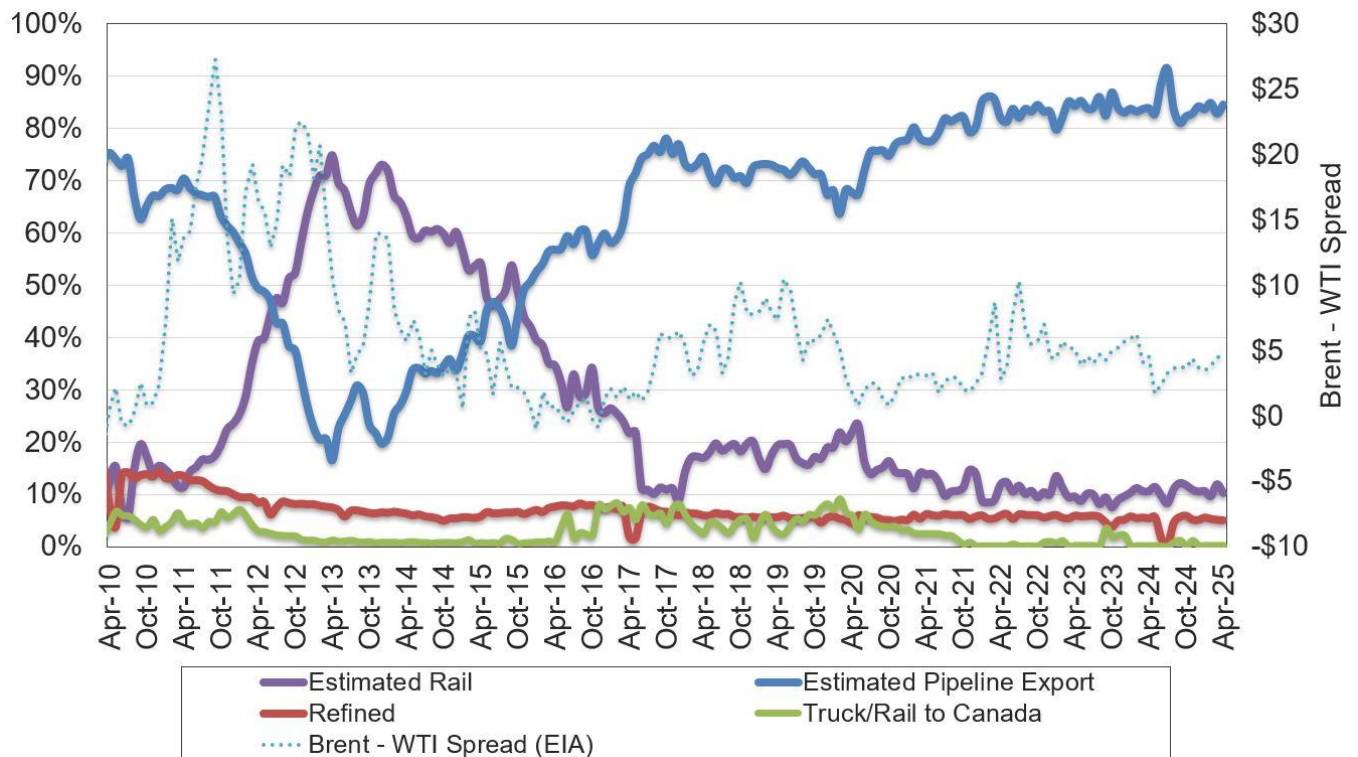
1% FLARED FROM WELL
WITH ZERO SALES

*APR 2025 NON-CONF DATA

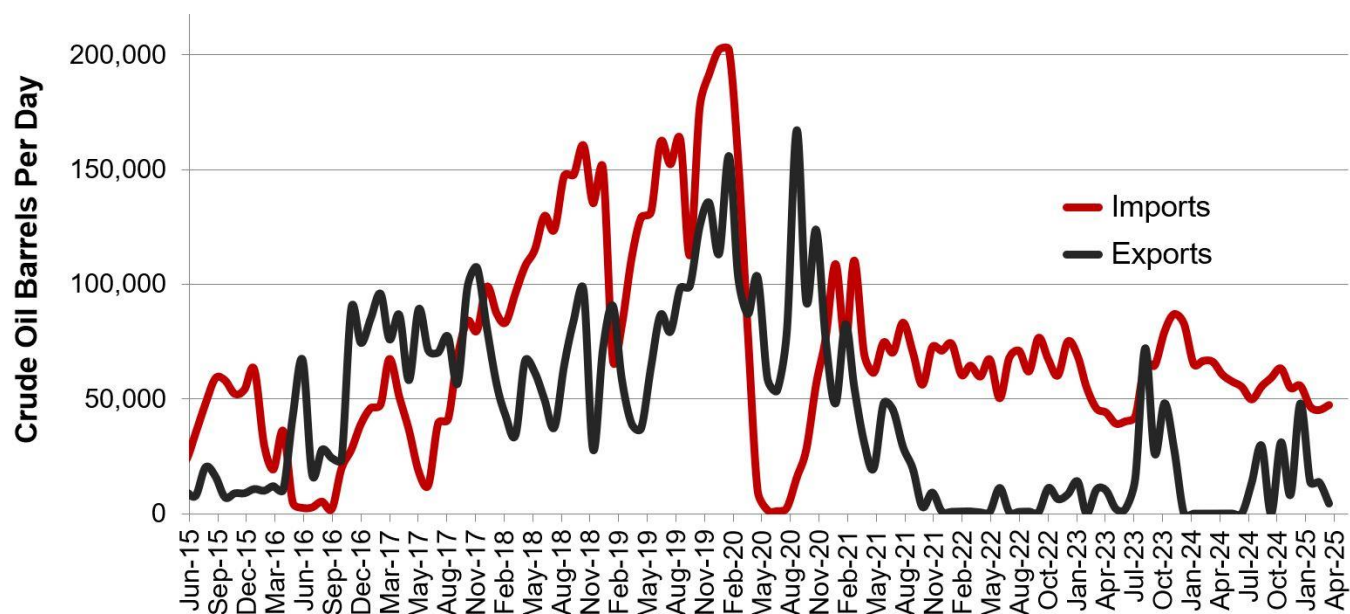
Estimated North Dakota Rail Export Volumes



Estimated Williston Basin Oil Transportation

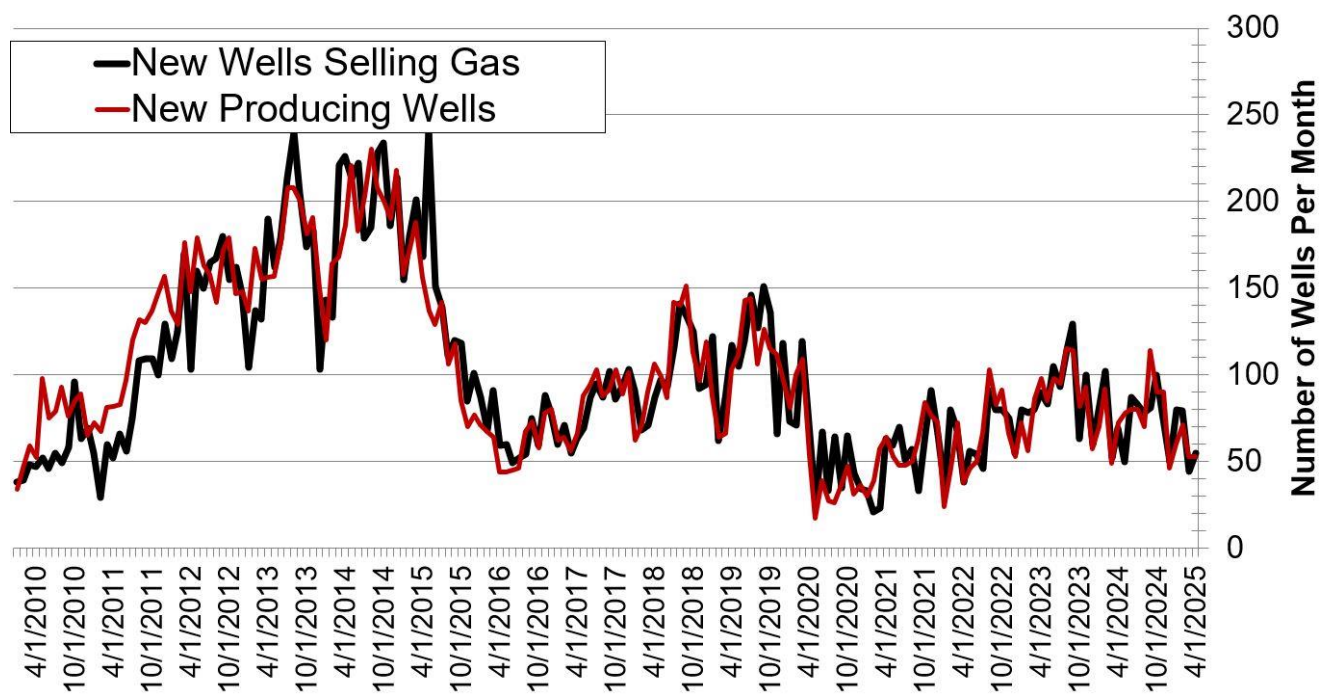


Williston Basin Truck/Rail Imports and Exports with Canada



Data for imports/exports chart is provided by the US International Trade Commission and represents traffic across US/Canada border in the Williston Basin area.

New Gas Sales Wells per Month



US Williston Basin Oil Production, BOPD

2024

| MONTH | ND | EASTERN MT* | SD | TOTAL |
|-----------|-----------|----------------|-------|-----------|
| January | 1,105,208 | 59,306 | 2,312 | 1,166,825 |
| February | 1,256,126 | 66,332 | 2,412 | 1,324,870 |
| March | 1,231,474 | 70,690 | 2,590 | 1,304,754 |
| April | 1,243,018 | 72,392 | 2,430 | 1,317,840 |
| May | 1,198,803 | 72,636 | 2,349 | 1,273,788 |
| June | 1,186,409 | 71,586 | 2,370 | 1,260,365 |
| July | 1,169,457 | 69,481 | 2,329 | 1,241,267 |
| August | 1,176,696 | 75,923 | 2,349 | 1,254,968 |
| September | 1,203,157 | 74,891 | 2,326 | 1,280,374 |
| October | 1,180,995 | 78,511 | 2,487 | 1,261,993 |
| November | 1,225,297 | 83,169 | 2,265 | 1,310,731 |
| December | 1,191,291 | 76,546 | 2,246 | 1,270,083 |

2025

| MONTH | ND | EASTERN MT* | SD | TOTAL |
|-----------|-----------|----------------|-------|-----------|
| January | 1,175,117 | 74,623 | 2,281 | 1,252,021 |
| February | 1,165,405 | 71,303 | 2,282 | 1,238,990 |
| March | 1,193,397 | 75,521 | 2,272 | 1,271,190 |
| April | 1,171,730 | | | |
| May | | | | |
| June | | | | |
| July | | | | |
| August | | | | |
| September | | | | |
| October | | | | |
| November | | | | |
| December | | | | |

* Eastern Montana production composed of the following Counties: Carter, Daniels, Dawson, Fallon, McCone, Powder River, Prairie, Richland, Roosevelt, Sheridan, Valley, Wibaux