



# **MONTHLY UPDATE**

## **JUNE 2025 PRODUCTION & TRANSPORTATION**

Published: August 22, 2025  
Justin J. Kringstad, Director  
North Dakota Pipeline Authority  
Office: 701.220.6227  
[www.northdakotapipelines.com](http://www.northdakotapipelines.com)

# MONTHLY UPDATE

## JUNE 2025 PRODUCTION & TRANSPORTATION

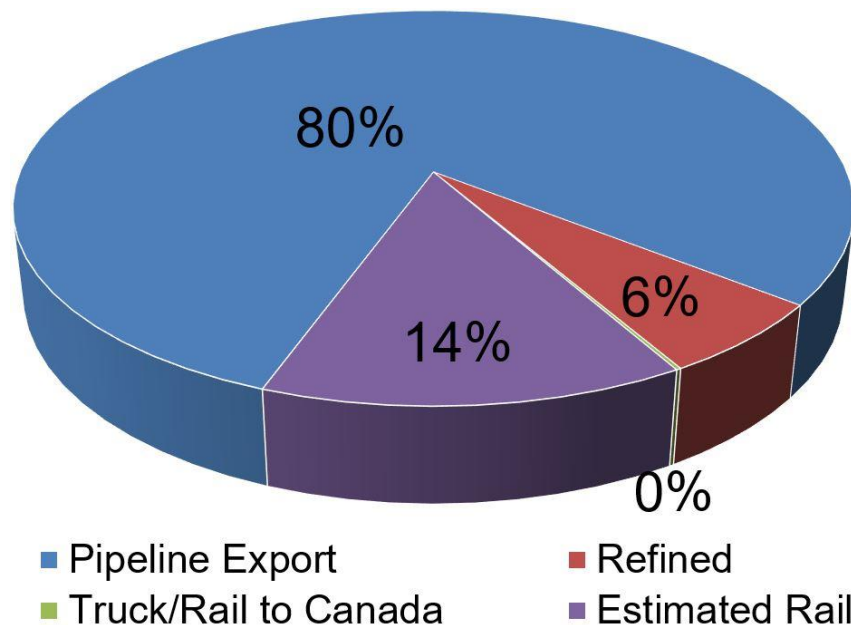
### North Dakota Oil Production

Month	Monthly Total, BBL	Average, BOPD
May 2025 - Final	34,484,902	1,112,416
June 2025 - Prelim.	34,538,486	1,151,283

### North Dakota Natural Gas Production

Month	Monthly Total, MCF	Average, MCFD
May 2025 - Final	104,062,322	3,356,849
June 2025 - Prelim.	102,142,268	3,404,742

### Estimated Williston Basin Oil Transportation, June 2025



## CURRENT DRILLING ACTIVITY:

### NORTH DAKOTA<sup>1</sup>

29 Rigs

### EASTERN MONTANA<sup>2</sup>

2 Rigs

### SOUTH DAKOTA<sup>2</sup>

0 Rigs

### SOURCE (AUG 22, 2025):

1. ND Oil & Gas Division
2. Baker Hughes

## PRICES:

Crude (WTI): \$63.61

Crude (Brent): \$67.68

NYMEX Gas: \$2.77

SOURCE: BLOOMBERG  
(AUG 22, 2025 9 AM EST)

## GAS STATS\*

95% CAPTURED & SOLD

4% FLARED DUE TO  
CHALLENGES OR  
CONSTRAINTS ON EXISTING  
GATHERING SYSTEMS

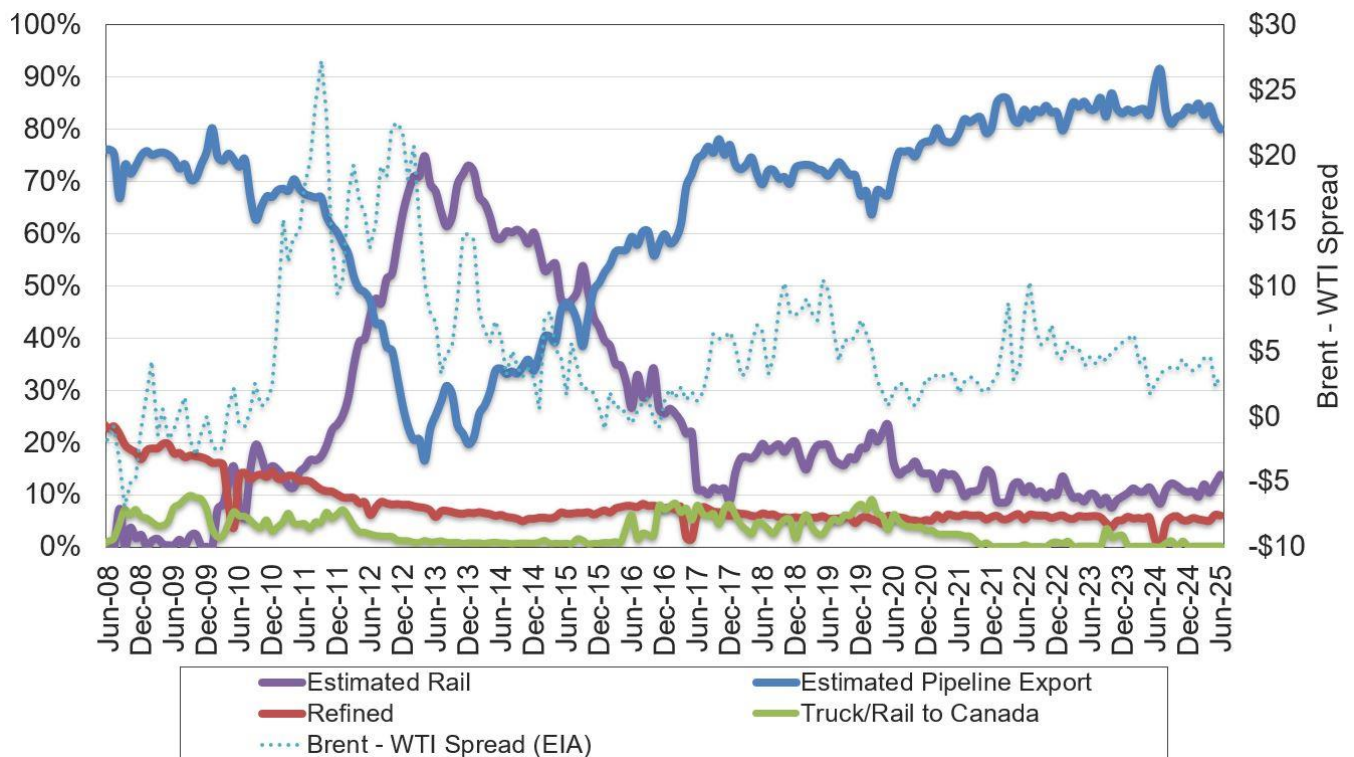
1% FLARED FROM WELL  
WITH ZERO SALES

\*JUNE 2025 NON-CONF DATA

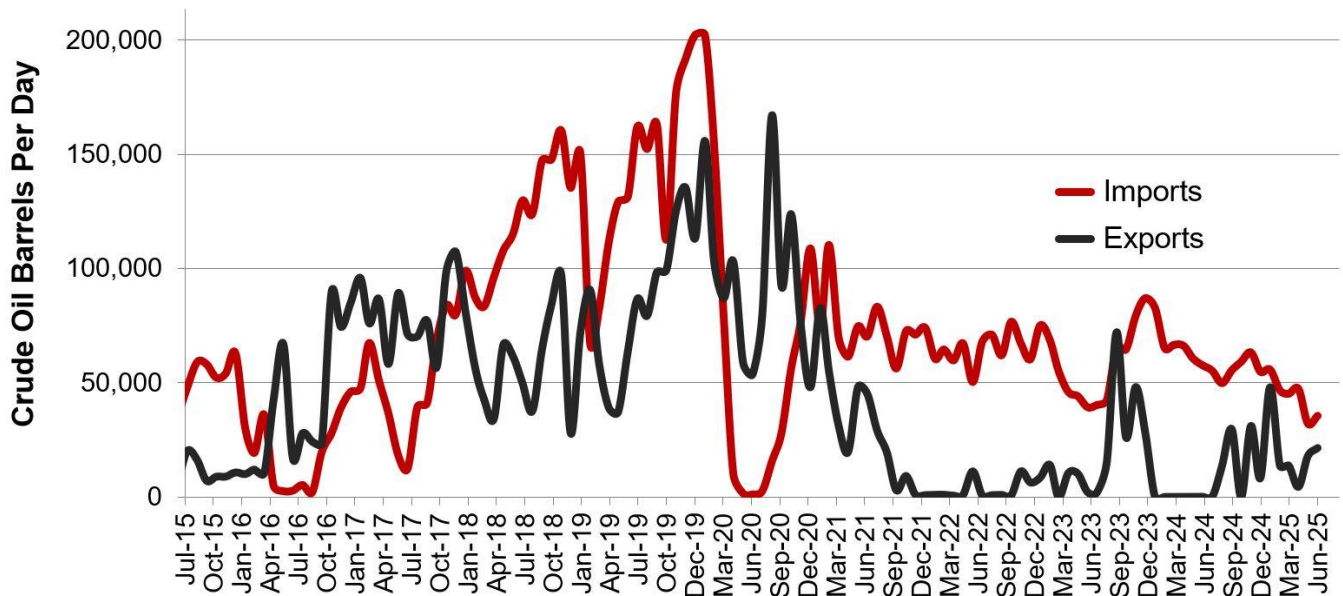
## Estimated North Dakota Rail Export Volumes



## Estimated Williston Basin Oil Transportation

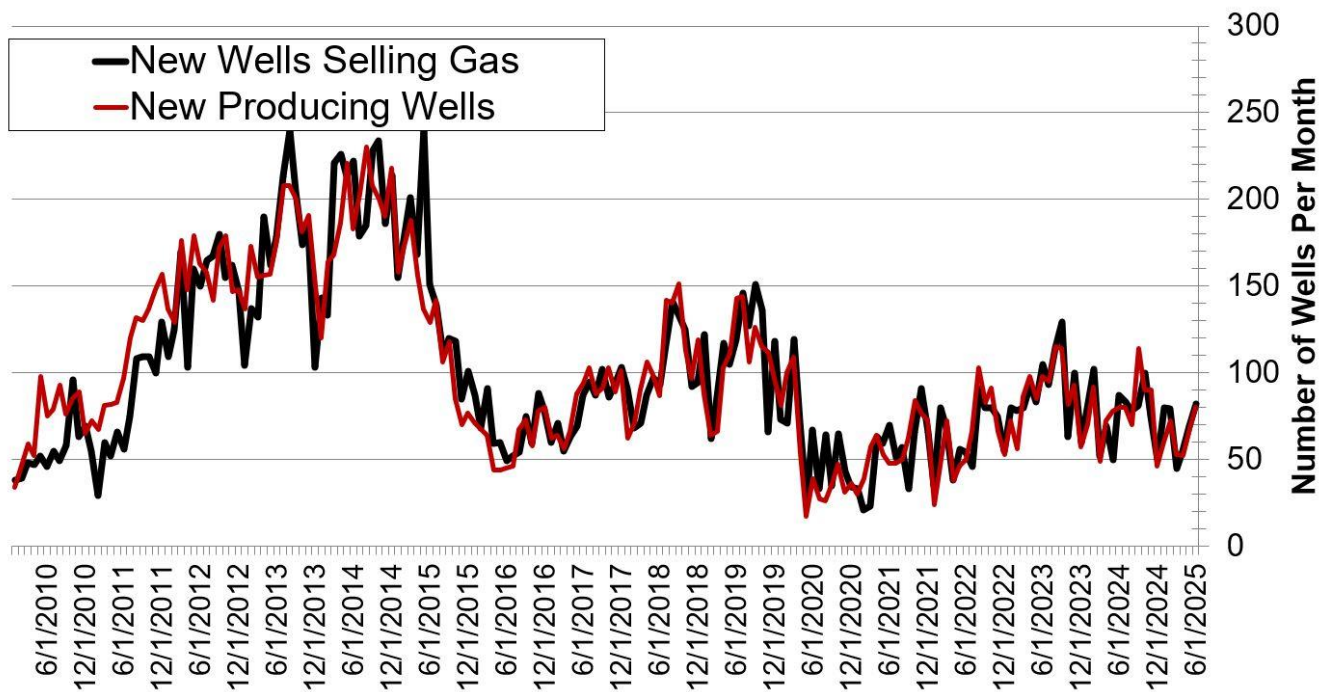


## Williston Basin Truck/Rail Imports and Exports with Canada



Data for imports/exports chart is provided by the US International Trade Commission and represents traffic across US/Canada border in the Williston Basin area.

## New Gas Sales Wells per Month



## US Williston Basin Oil Production, BOPD

### 2024

MONTH	ND	EASTERN MT*	SD	TOTAL
January	1,105,208	59,306	2,312	1,166,825
February	1,256,126	66,332	2,412	1,324,870
March	1,231,474	70,713	2,590	1,304,777
April	1,243,018	72,392	2,430	1,317,840
May	1,198,803	72,639	2,349	1,273,791
June	1,186,409	71,728	2,370	1,260,507
July	1,169,457	69,507	2,329	1,241,293
August	1,176,696	75,939	2,349	1,254,984
September	1,203,157	75,370	2,326	1,280,853
October	1,180,995	78,603	2,487	1,262,085
November	1,225,297	83,211	2,265	1,310,773
December	1,191,291	76,628	2,246	1,270,165

### 2025

MONTH	ND	EASTERN MT*	SD	TOTAL
January	1,175,131	74,922	2,281	1,252,334
February	1,164,562	71,620	2,282	1,238,464
March	1,193,936	75,863	2,272	1,272,071
April	1,172,730	74,805	2,294	1,249,829
May	1,112,416	79,238	2,295	1,193,949
June	1,151,283			
July				
August				
September				
October				
November				
December				

\* Eastern Montana production composed of the following Counties: Carter, Daniels, Dawson, Fallon, McCone, Powder River, Prairie, Richland, Roosevelt, Sheridan, Valley, Wibaux