



# **MONTHLY UPDATE**

## **SEPTEMBER 2025 PRODUCTION & TRANSPORTATION**

Published: November 21, 2025

Justin J. Kringstad, Director

North Dakota Pipeline Authority

Office: 701.220.6227

[www.northdakotapipelines.com](http://www.northdakotapipelines.com)

# MONTHLY UPDATE

## SEPTEMBER 2025 PRODUCTION & TRANSPORTATION

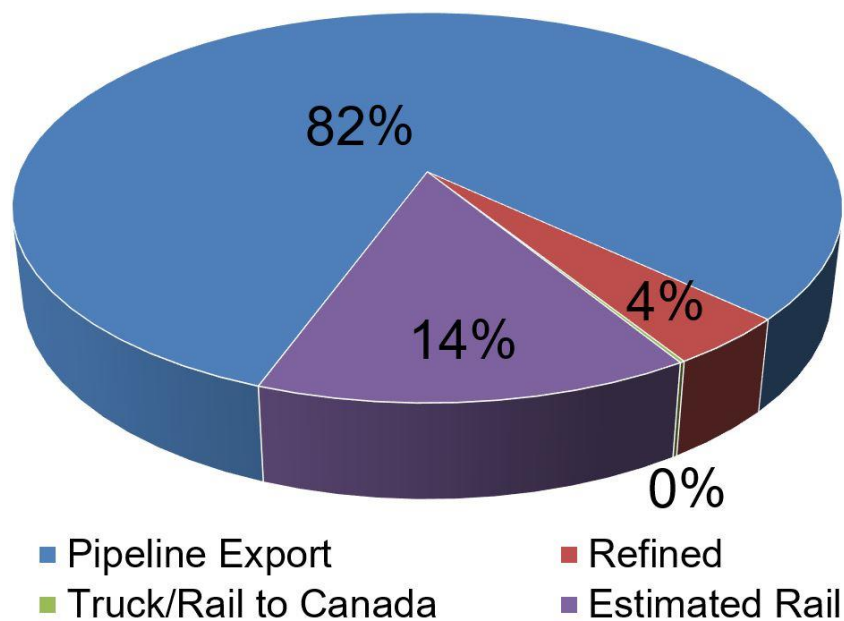
### North Dakota Oil Production

Month	Monthly Total, BBL	Average, BOPD
Aug. 2025 - Final	36,297,593	1,170,890
Sep. 2025 - Prelim.	34,977,097	1,165,903

### North Dakota Natural Gas Production

Month	Monthly Total, MCF	Average, MCFD
Aug. 2025 - Final	109,554,292	3,534,009
Sep. 2025 - Prelim.	107,368,922	3,578,964

### Estimated Williston Basin Oil Transportation, Sep. 2025



## CURRENT DRILLING ACTIVITY:

### NORTH DAKOTA<sup>1</sup>

28 Rigs

### EASTERN MONTANA<sup>2</sup>

1 Rigs

### SOUTH DAKOTA<sup>2</sup>

0 Rigs

### SOURCE (NOV 20, 2025):

1. ND Oil & Gas Division
2. Baker Hughes

## PRICES:

Crude (WTI): \$59.14

Crude (Brent): \$63.31

NYMEX Gas: \$4.48

SOURCE: BLOOMBERG  
(NOV 20, 2025 3PM EST)

## GAS STATS\*

95% CAPTURED & SOLD

4% FLARED DUE TO  
CHALLENGES OR  
CONSTRAINTS ON EXISTING  
GATHERING SYSTEMS

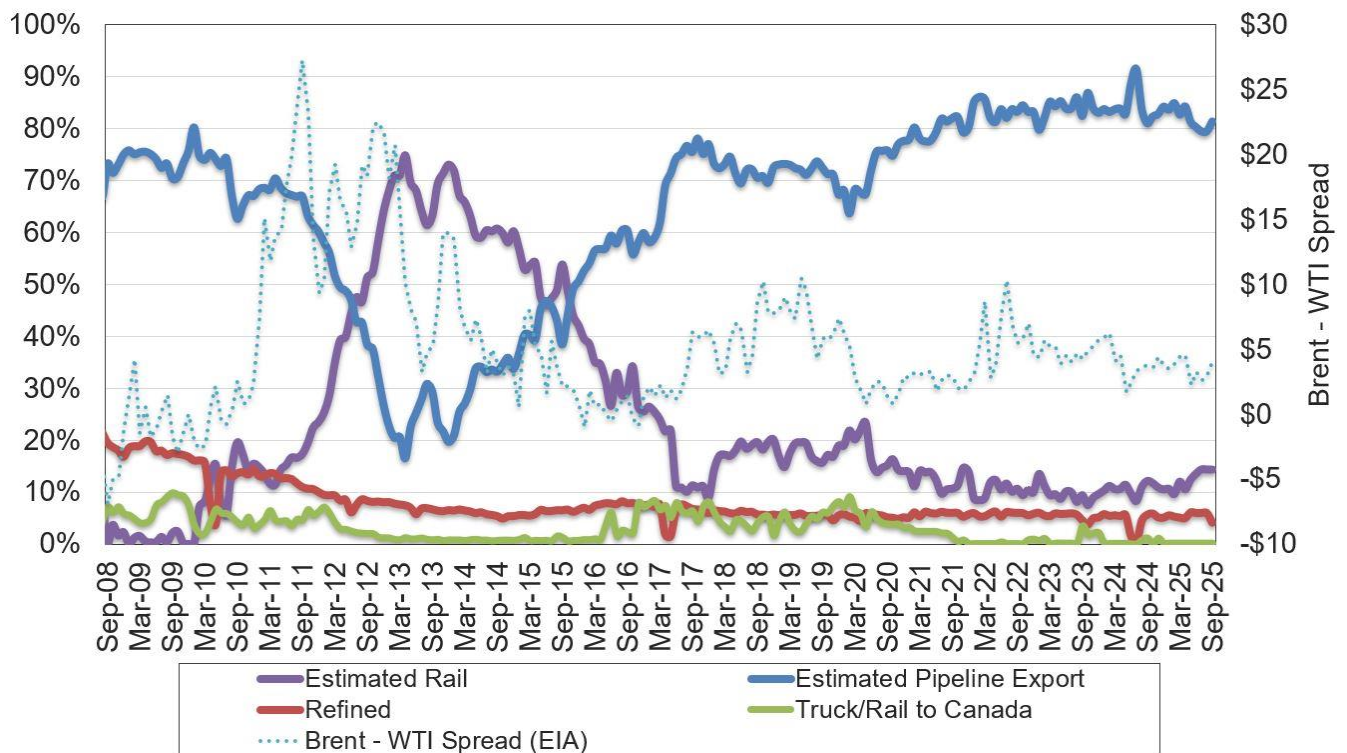
1% FLARED FROM WELL  
WITH ZERO SALES

\*SEP 2025 NON-CONF DATA

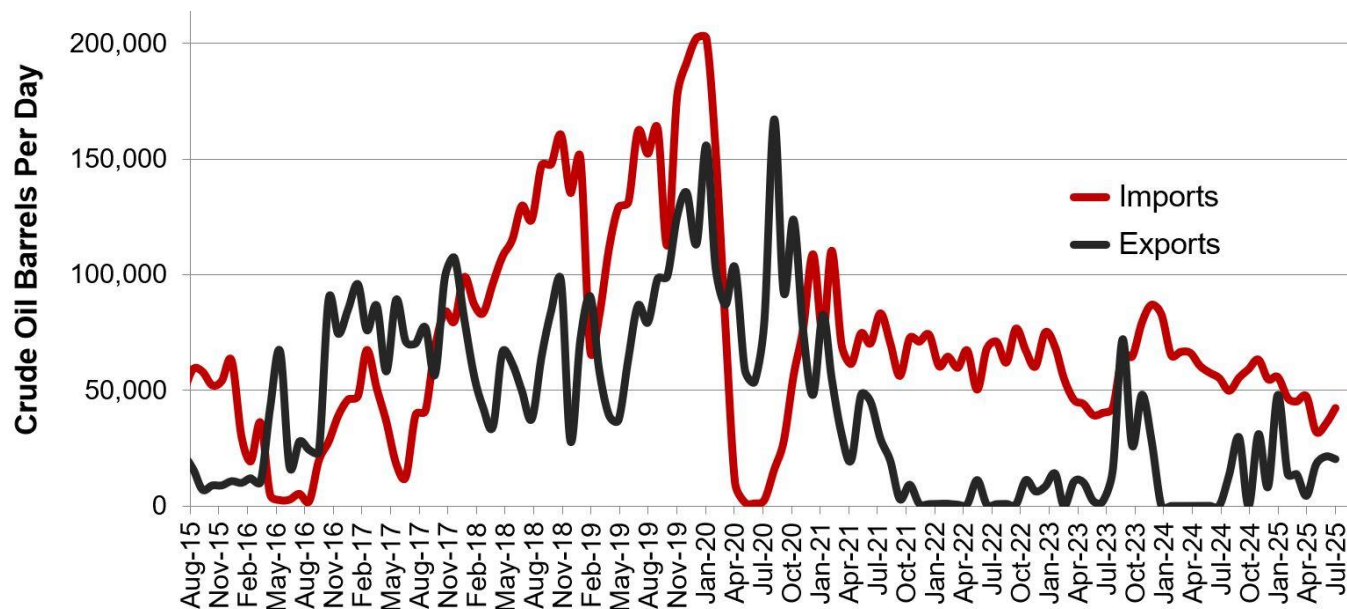
## Estimated North Dakota Rail Export Volumes



## Estimated Williston Basin Oil Transportation

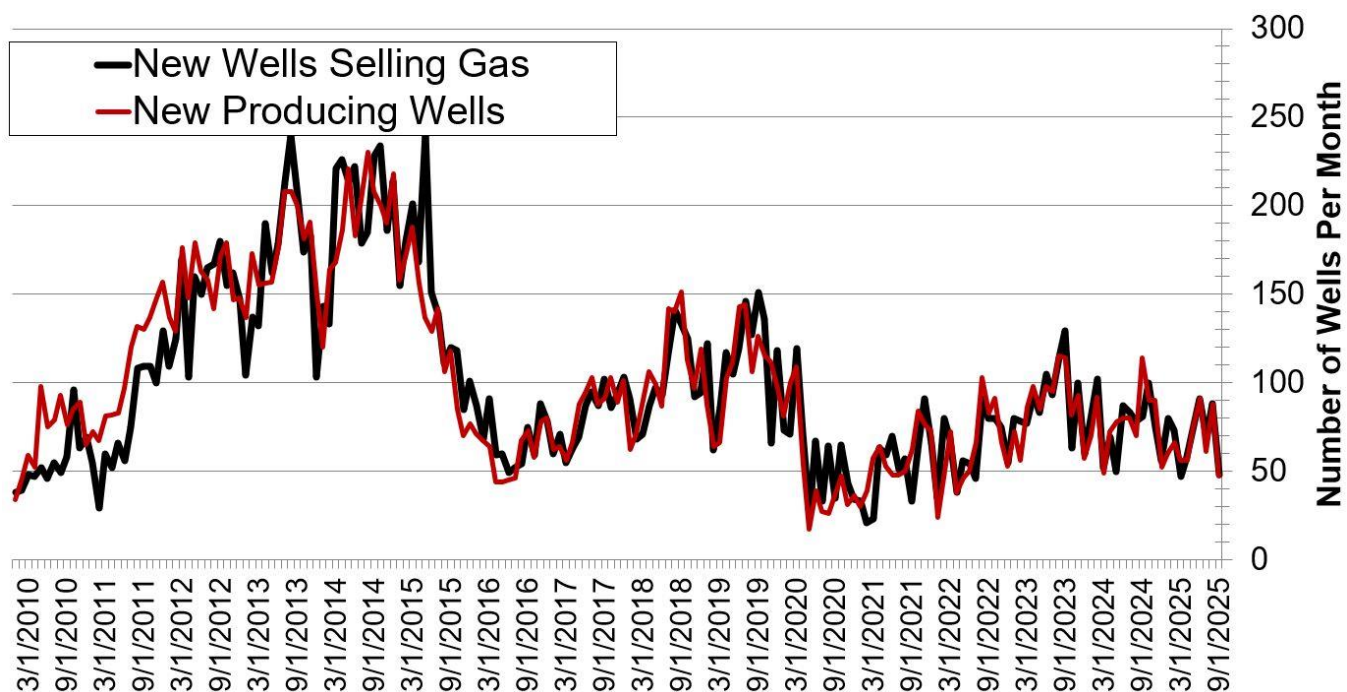


## Williston Basin Truck/Rail Imports and Exports with Canada



Data for imports/exports chart is provided by the US International Trade Commission and represents traffic across US/Canada border in the Williston Basin area.

## New Gas Sales Wells per Month



## US Williston Basin Oil Production, BOPD

### 2024

MONTH	ND	EASTERN MT*	SD	TOTAL
January	1,105,208	59,471	2,312	1,166,991
February	1,256,126	66,386	2,412	1,324,924
March	1,231,474	70,731	2,590	1,304,795
April	1,243,018	72,396	2,430	1,317,844
May	1,198,803	72,655	2,349	1,273,807
June	1,186,409	71,762	2,370	1,260,541
July	1,169,457	69,534	2,329	1,241,320
August	1,176,696	75,939	2,349	1,254,984
September	1,203,157	75,373	2,326	1,280,856
October	1,180,995	78,626	2,487	1,262,108
November	1,225,297	83,212	2,265	1,310,774
December	1,191,291	76,639	2,246	1,270,176

### 2025

MONTH	ND	EASTERN MT*	SD	TOTAL
January	1,175,483	74,977	2,281	1,252,741
February	1,164,904	71,717	2,282	1,238,903
March	1,194,699	76,008	2,272	1,272,979
April	1,175,671	74,879	2,294	1,252,844
May	1,126,252	79,632	2,295	1,208,179
June	1,171,907	79,638	2,145	1,253,690
July	1,181,133	80,186	2,271	1,263,590
August	1,170,890	75,751	2,218	1,248,859
September	1,165,903			
October				
November				
December				

\* Eastern Montana production composed of the following Counties: Carter, Daniels, Dawson, Fallon, McCone, Powder River, Prairie, Richland, Roosevelt, Sheridan, Valley, Wibaux