



MONTHLY UPDATE

FEBRUARY 2026 PRODUCTION & TRANSPORTATION

Published: April 21, 2026
Justin J. Kringstad, Director
North Dakota Pipeline Authority
Office: 701.220.6227
www.northdakotapipelines.com

MONTHLY UPDATE

FEBRUARY 2026 PRODUCTION & TRANSPORTATION

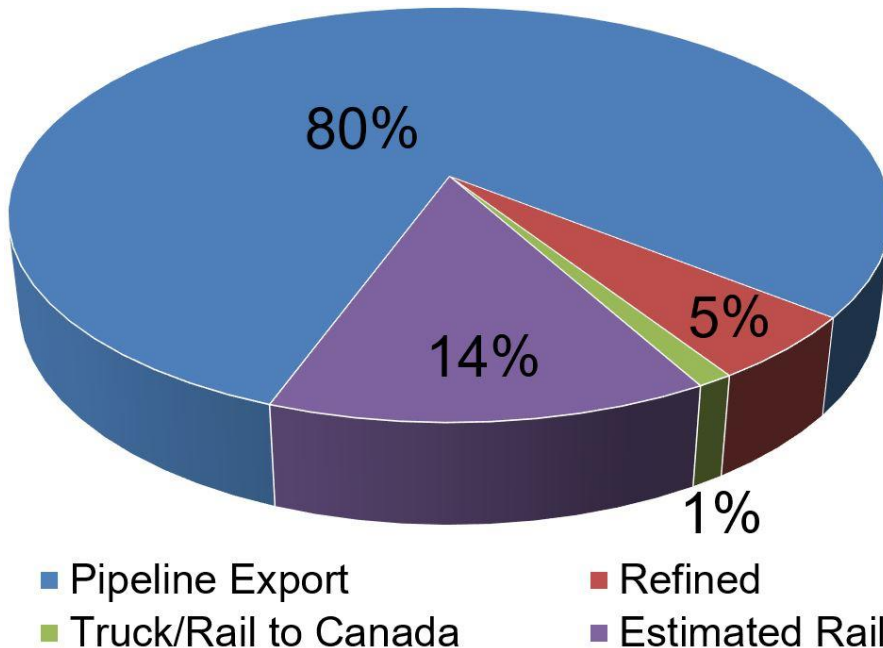
North Dakota Oil Production

Month	Monthly Total, BBL	Average, BOPD
Jan. 2026 - Final	34,897,578	1,125,728
Feb. 2026 - Prelim.	31,634,756	1,129,813

North Dakota Natural Gas Production

Month	Monthly Total, MCF	Average, MCFD
Jan. 2026 - Final	103,015,493	3,323,080
Feb. 2026 - Prelim.	94,962,454	3,391,516

Estimated Williston Basin Oil Transportation, Feb. 2026



CURRENT DRILLING ACTIVITY:

NORTH DAKOTA¹

21 Rigs

EASTERN MONTANA²

2 Rigs

SOUTH DAKOTA²

0 Rigs

SOURCE (APR 21, 2026):

1. ND Oil & Gas Division
2. Baker Hughes

PRICES:

Crude (WTI): \$89.08

Crude (Brent): \$94.76

NYMEX Gas: \$2.68

SOURCE: BLOOMBERG
(APR 21, 2026 9:35A EST)

GAS STATS*

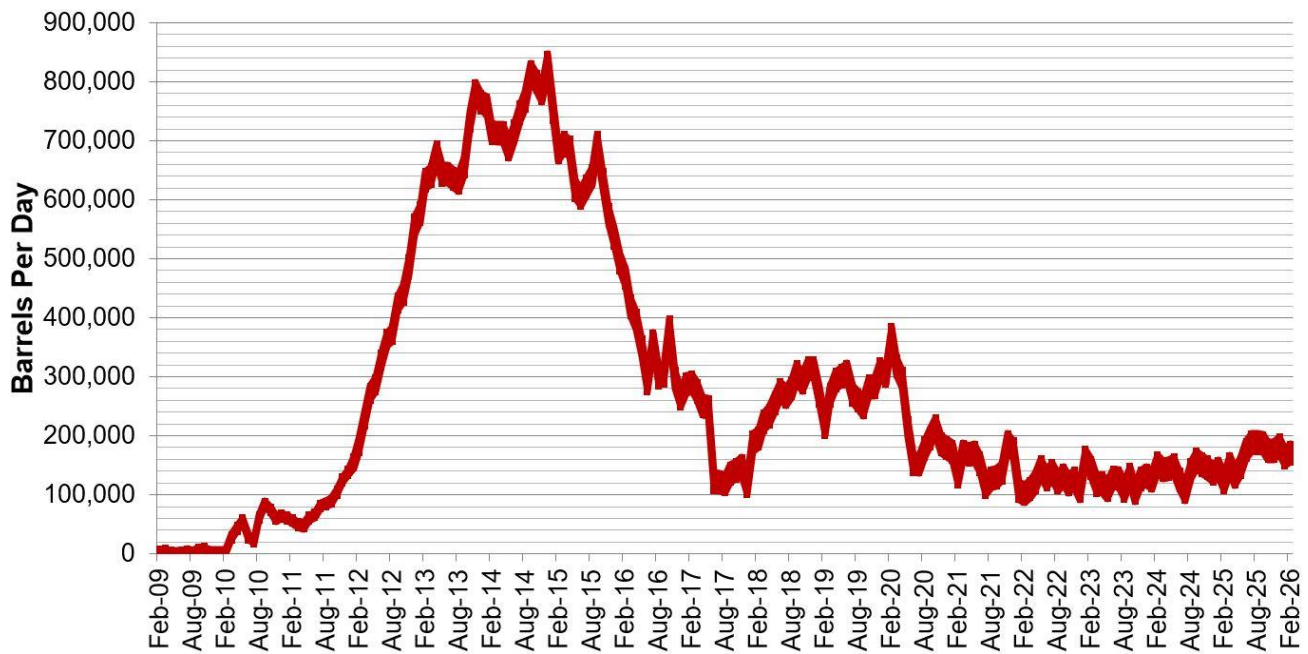
96% CAPTURED & SOLD

3% FLARED DUE TO
CHALLENGES OR
CONSTRAINTS ON EXISTING
GATHERING SYSTEMS

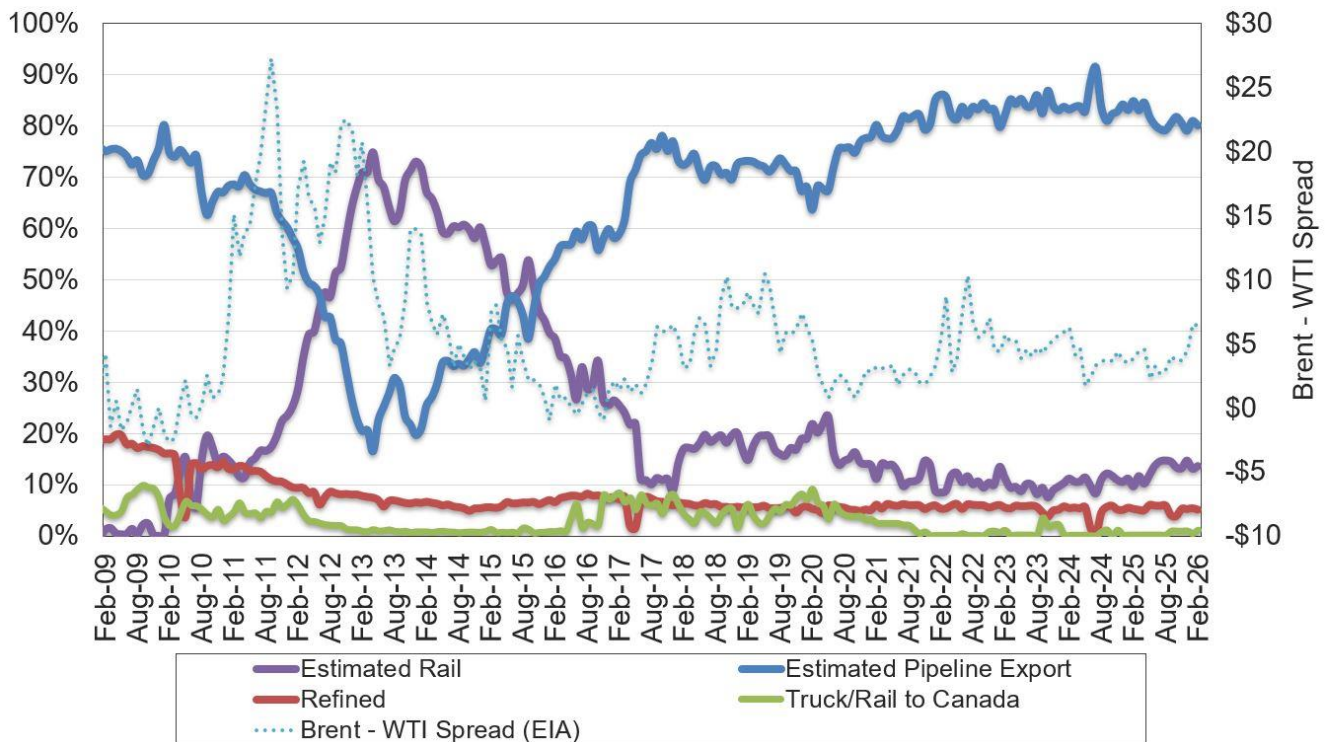
1% FLARED FROM WELL
WITH ZERO SALES

*FEB 2026 NON-CONF DATA

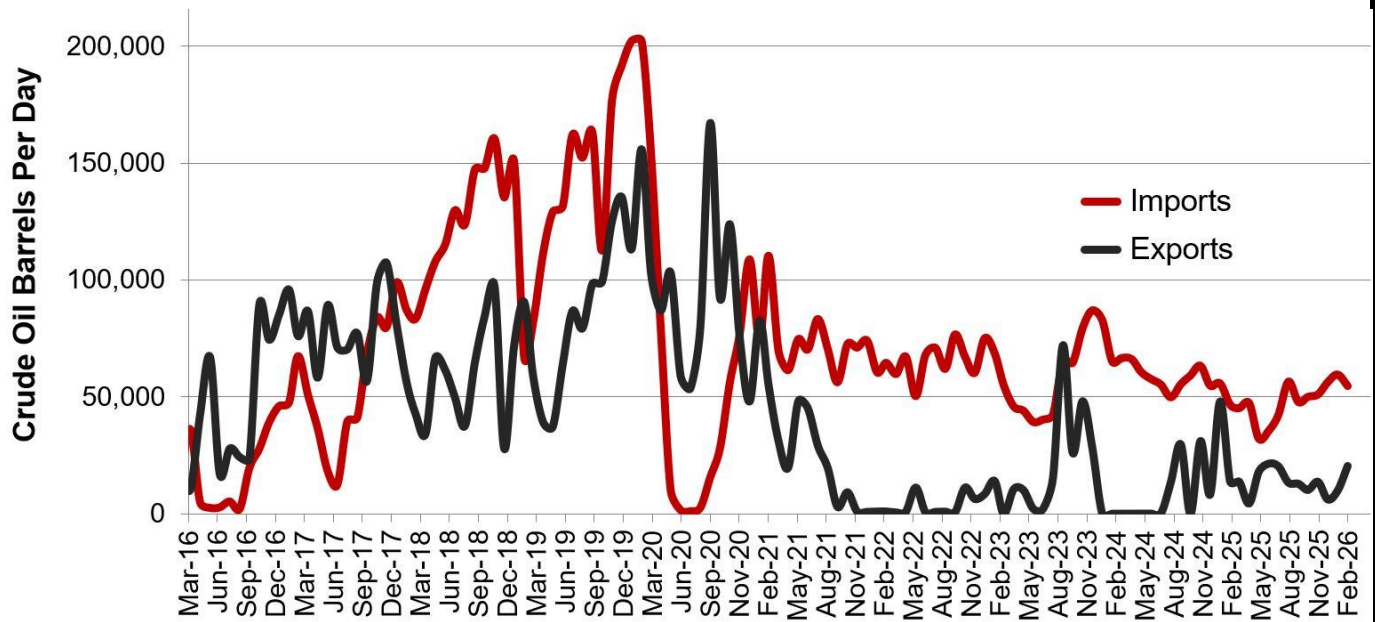
Estimated North Dakota Rail Export Volumes



Estimated Williston Basin Oil Transportation

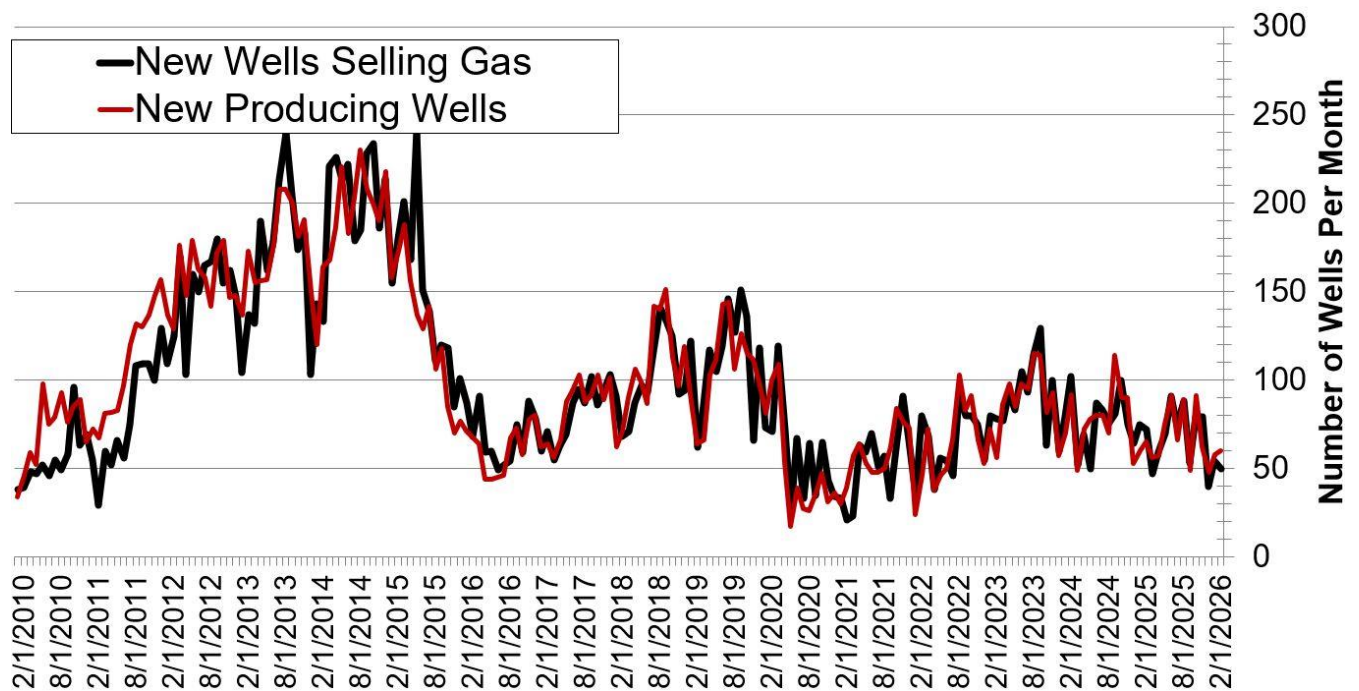


Williston Basin Imports and Exports with Canada



Data for imports/exports chart is provided by the US International Trade Commission and represents transport across US/Canada border in the Williston Basin area.

New Gas Sales Wells per Month



US Williston Basin Oil Production, BOPD

2025

MONTH	ND	EASTERN MT*	SD	TOTAL
January	1,183,077	75,045	2,281	1,260,403
February	1,165,229	71,713	2,311	1,239,253
March	1,195,030	76,008	2,272	1,273,310
April	1,175,943	74,904	2,294	1,253,141
May	1,127,014	79,643	2,295	1,208,952
June	1,172,718	79,742	2,145	1,254,605
July	1,184,124	80,475	2,271	1,266,870
August	1,175,328	76,585	2,218	1,254,131
September	1,172,197	81,674	2,253	1,256,124
October	1,178,172	85,201	2,221	1,265,594
November	1,198,143	81,323	2,213	1,281,679
December	1,126,159	78,873	2,123	1,207,154

2026

MONTH	ND	EASTERN MT*	SD	TOTAL
January	1,125,728		2,181	
February	1,129,813		2,176	
March				
April				
May				
June				
July				
August				
September				
October				
November				
December				

** Eastern Montana production composed of the following Counties: Carter, Daniels, Dawson, Fallon, McCone, Powder River, Prairie, Richland, Roosevelt, Sheridan, Valley, Wibaux*