



MONTHLY UPDATE

APRIL 2026 PRODUCTION & TRANSPORTATION

Published: June 18, 2026
Justin J. Kringstad, Director
North Dakota Pipeline Authority
Office: 701.220.6227
www.northdakotapipelines.com

MONTHLY UPDATE

APRIL 2026 PRODUCTION & TRANSPORTATION

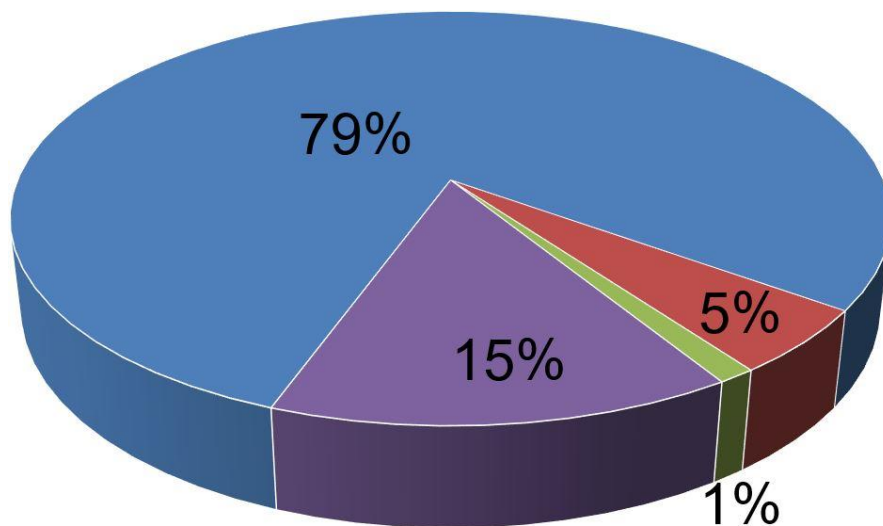
North Dakota Oil Production

Month	Monthly Total, BBL	Average, BOPD
Mar. 2026 - Final	35,422,376	1,142,657
Apr. 2026 - Prelim.	34,114,664	1,137,155

North Dakota Natural Gas Production

Month	Monthly Total, MCF	Average, MCFD
Mar. 2026 - Final	107,847,035	3,478,937
Apr. 2026 - Prelim.	105,262,345	3,508,745

Estimated Williston Basin Oil Transportation, Apr. 2026



- Pipeline Export
- Estimated Rail
- Truck/Rail to Canada
- Refined

CURRENT DRILLING ACTIVITY:

NORTH DAKOTA¹

26 Rigs

EASTERN MONTANA²

2 Rigs

SOUTH DAKOTA²

0 Rigs

SOURCE (JUNE 17, 2026):

1. ND Oil & Gas Division
2. Baker Hughes

PRICES:

Crude (WTI): \$74.75

Crude (Brent): \$78.04

NYMEX Gas: \$3.14

**SOURCE: BLOOMBERG
(JUNE 18, 2026 9:30A EST)**

GAS STATS*

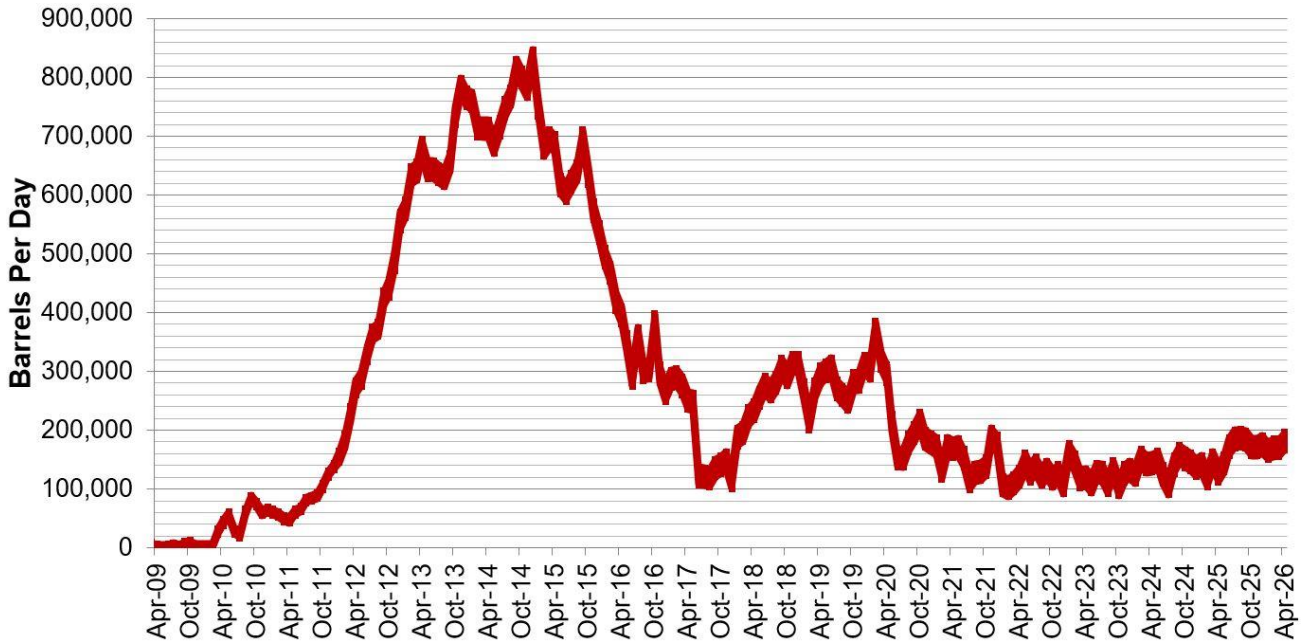
96% CAPTURED & SOLD

3% FLARED DUE TO
CHALLENGES OR
CONSTRAINTS ON EXISTING
GATHERING SYSTEMS

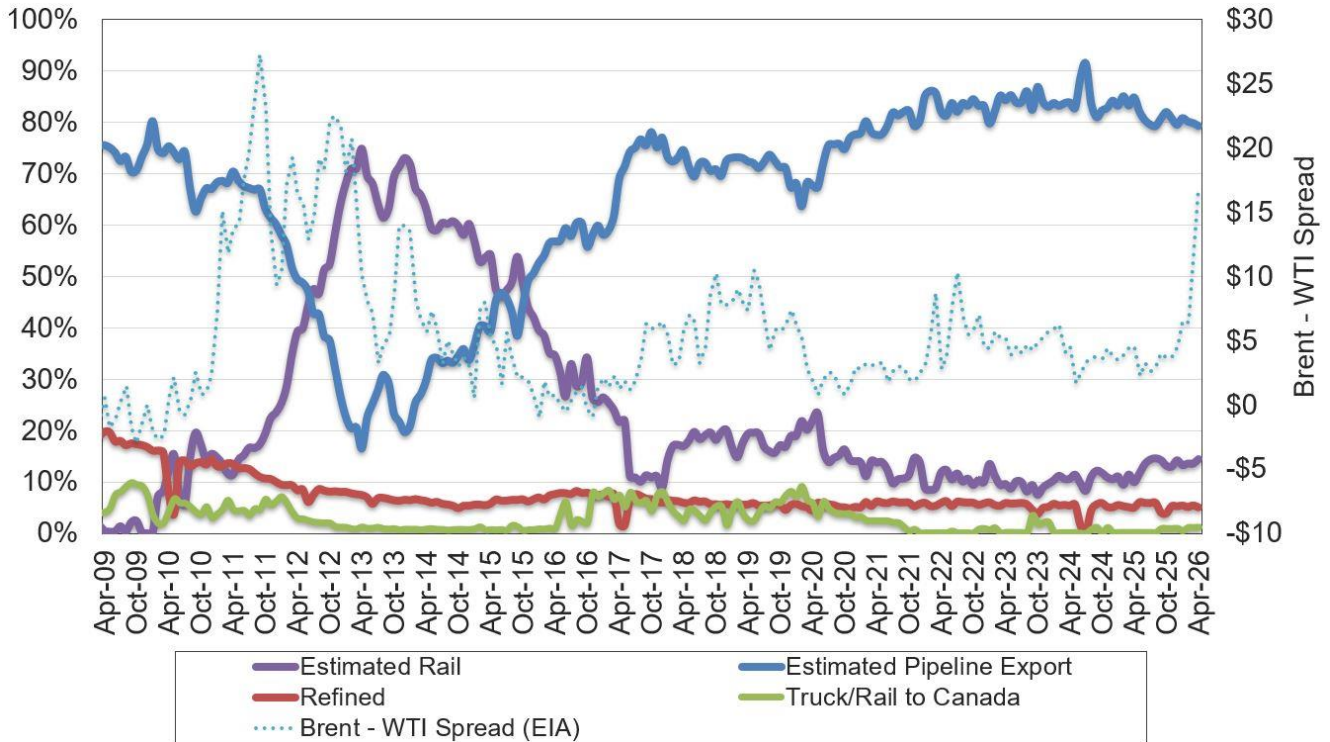
1% FLARED FROM WELL
WITH ZERO SALES

*APR 2026 NON-CONF DATA

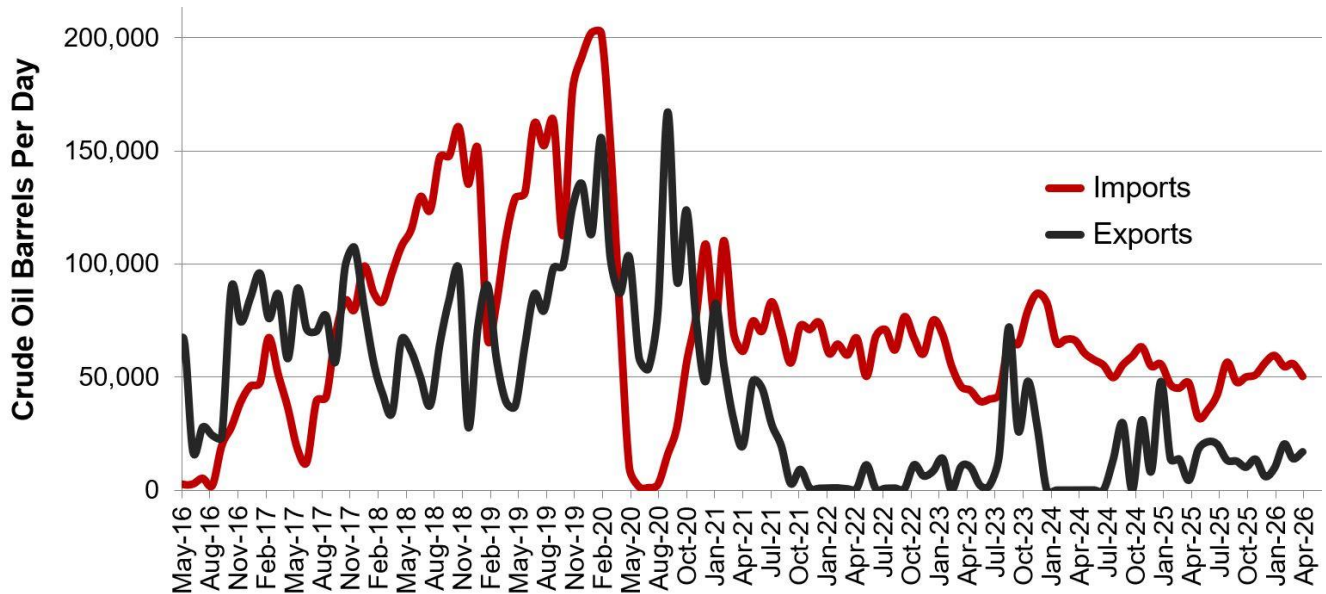
Estimated North Dakota Rail Export Volumes



Estimated Williston Basin Oil Transportation

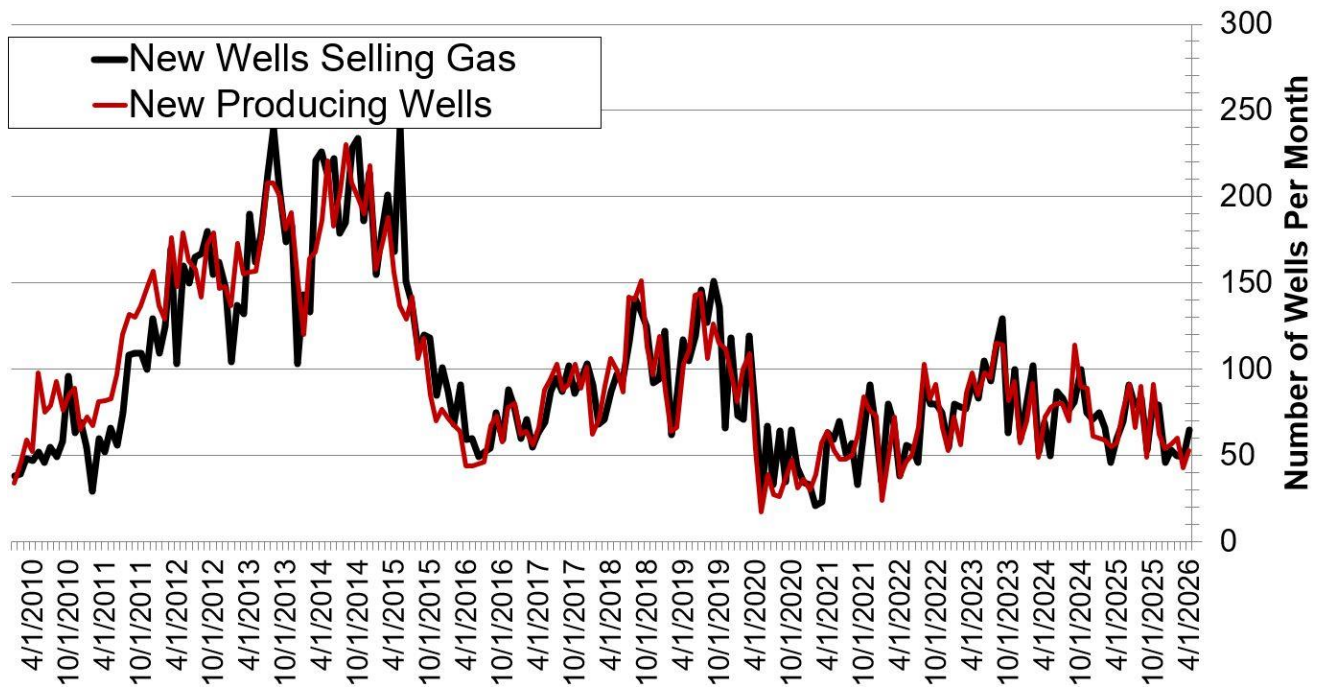


Williston Basin Imports and Exports with Canada



Data for imports/exports chart is provided by the US International Trade Commission and represents transport across US/Canada border in the Williston Basin area.

New Gas Sales Wells per Month



US Williston Basin Oil Production, BOPD

2025

MONTH	ND	EASTERN MT*	SD	TOTAL
January	1,183,077	73,247	2,281	1,258,605
February	1,165,229	68,640	2,311	1,236,180
March	1,195,030	72,614	2,272	1,269,916
April	1,175,943	71,310	2,294	1,249,547
May	1,127,014	76,107	2,295	1,205,416
June	1,172,718	76,108	2,200	1,251,026
July	1,184,124	77,021	2,271	1,263,416
August	1,175,328	74,807	2,271	1,252,406
September	1,172,197	78,070	2,253	1,252,520
October	1,178,172	81,770	2,221	1,262,163
November	1,198,143	78,119	2,213	1,278,475
December	1,121,660	76,109	2,123	1,199,892

2026

MONTH	ND	EASTERN MT*	SD	TOTAL
January	1,130,605	71,593	2,181	1,204,379
February	1,133,603	73,158	2,176	1,208,937
March	1,142,657	69,461	2,193	1,214,312
April	1,137,155	69,808		
May				
June				
July				
August				
September				
October				
November				
December				

* Eastern Montana production composed of the following Counties: Carter, Daniels, Dawson, Fallon, McCone, Powder River, Prairie, Richland, Roosevelt, Sheridan, Valley, Wibaux